

二零零一年人口普查
所得有關教育方面
的摘要結果簡介

二零零二年四月十五日

**Briefing on the Summary Results
of the 2001 Population Census
Relating to Education Matters**

15 April 2002

二零零一年人口普查

2001 Population Census

- 普查期
Census Period : 15-27.3.2001
- 《簡要報告》於二零零一年十月出版
Report “Summary Results” published in October 2001
- 提供很多有關香港人口的社會及經濟特徵的資料
Provides a wealth of data on the socio-economic characteristics of the population in Hong Kong

人口普查結果的發布

Dissemination of Population Census Results

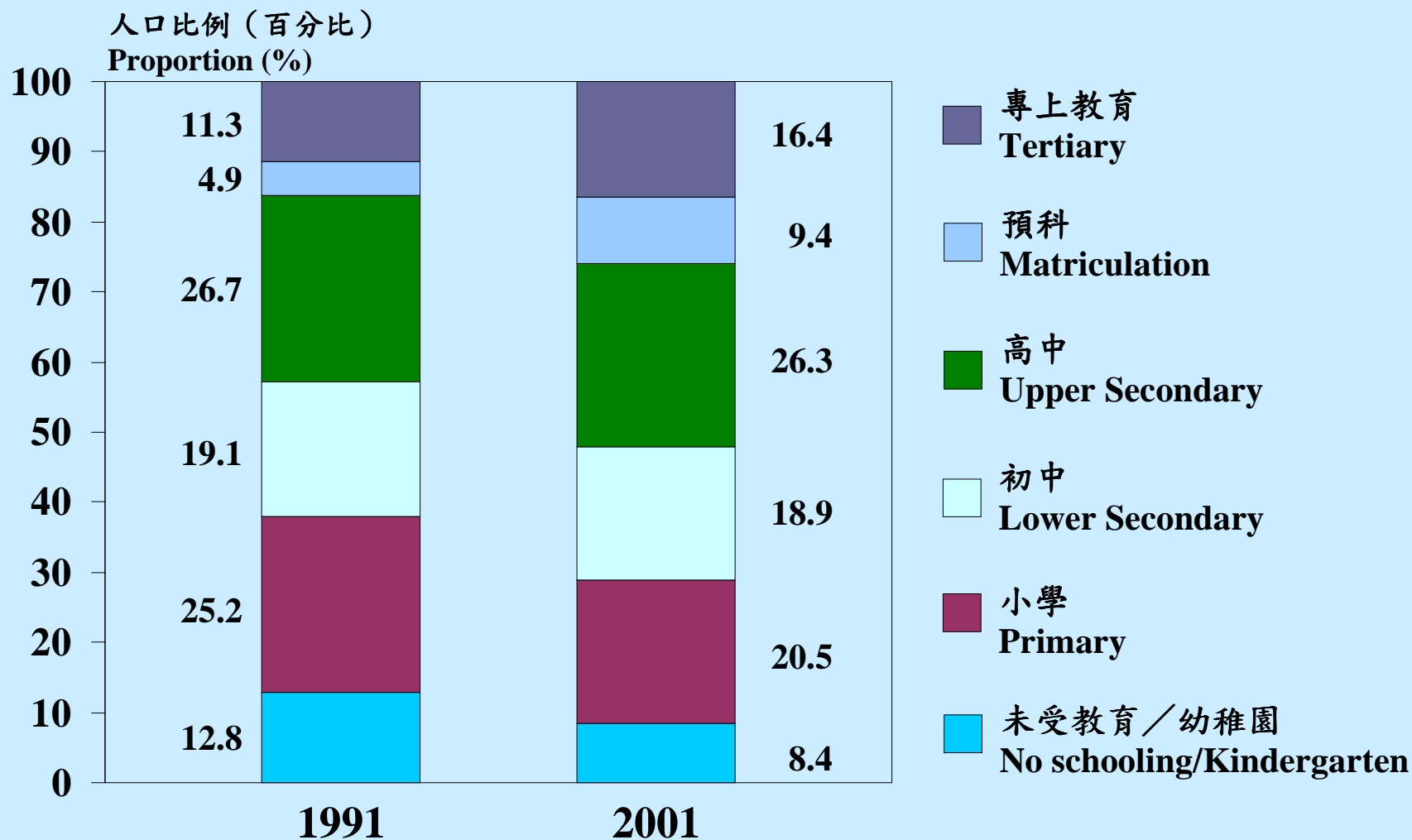
- 將出版的報告書

Reports to be released later

- 《主要報告》
“Main Report”
- 《主要統計表》
“Main Tables”
- 《統計圖解》
“Graphic Guide”
- 一系列以人口分組的主題性報告
A series of thematic reports on population sub-groups

按教育程度劃分的十五歲及以上人口比例

Proportion of Population Aged 15 and Over by Educational Attainment



十五歲及以上人口 (百萬)
Population aged
15 and over (million)

1991

4.37

2001

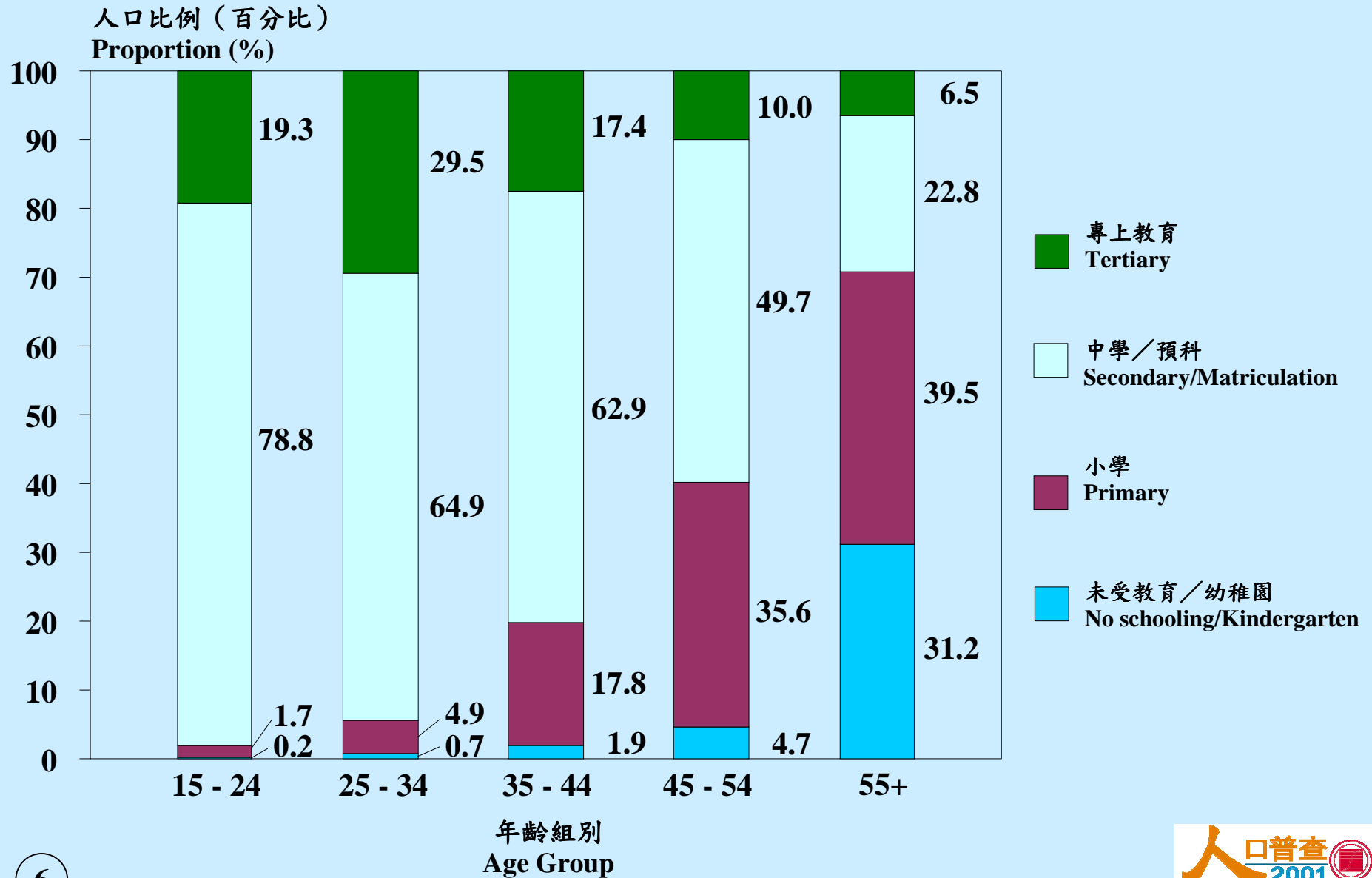
5.60

曾受專上教育程度的人口 Population with Tertiary Education

	1991	2001
十五歲及以上曾受專上教育的人口比例 Proportion of population aged 15 and over with tertiary education	11.2%	16.4%
二十歲及以上非就學人口具專上教育程度比例 Proportion of non-student population aged 20 and over having attained tertiary education	10.7%	15.9%

二零零一年按年齡組別及教育程度劃分的十五歲及以上人口比例

Proportion of Population Aged 15 and Over by Age Group and Educational Attainment, 2001

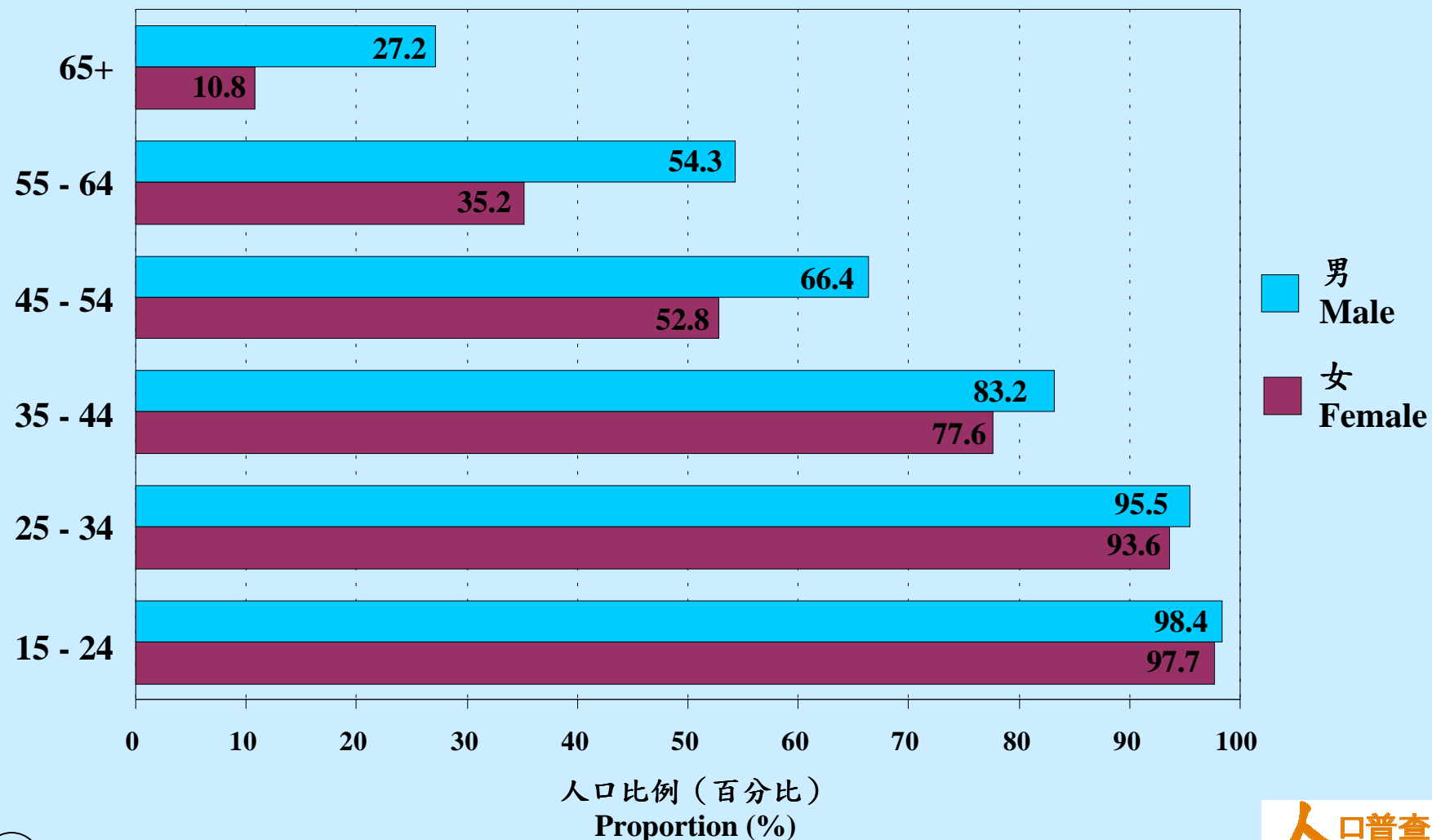


女性及男性的教育程度 Educational Attainment of Women and Men

	1991	2001
曾就讀中學或更高教育程度課程的十五歲及以上人口比例 Proportion of population aged 15 and over having attended secondary education or above		
男性 Male	66.8%	75.0%
女性 Female	57.2%	67.4%
合計 Both Sexes	62.1%	71.1%

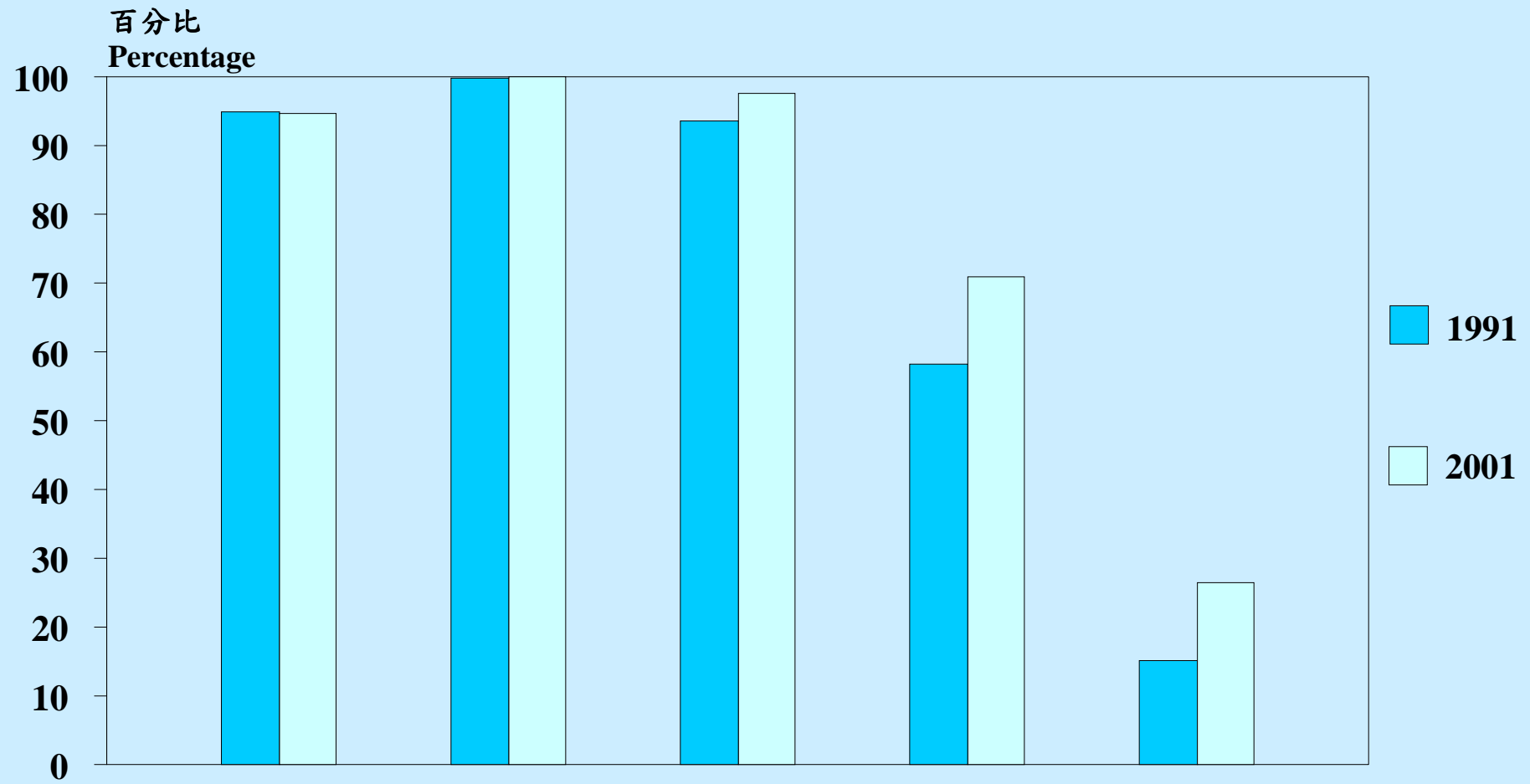
二零零一年按年齡組別劃分的曾受中學及以上教育程度的人口比例 Proportion of Population with Secondary and Higher Education by Age Group, 2001

年齡組別
Age group



按年齡組別劃分的就學比率

School Attendance Rate by Age Group



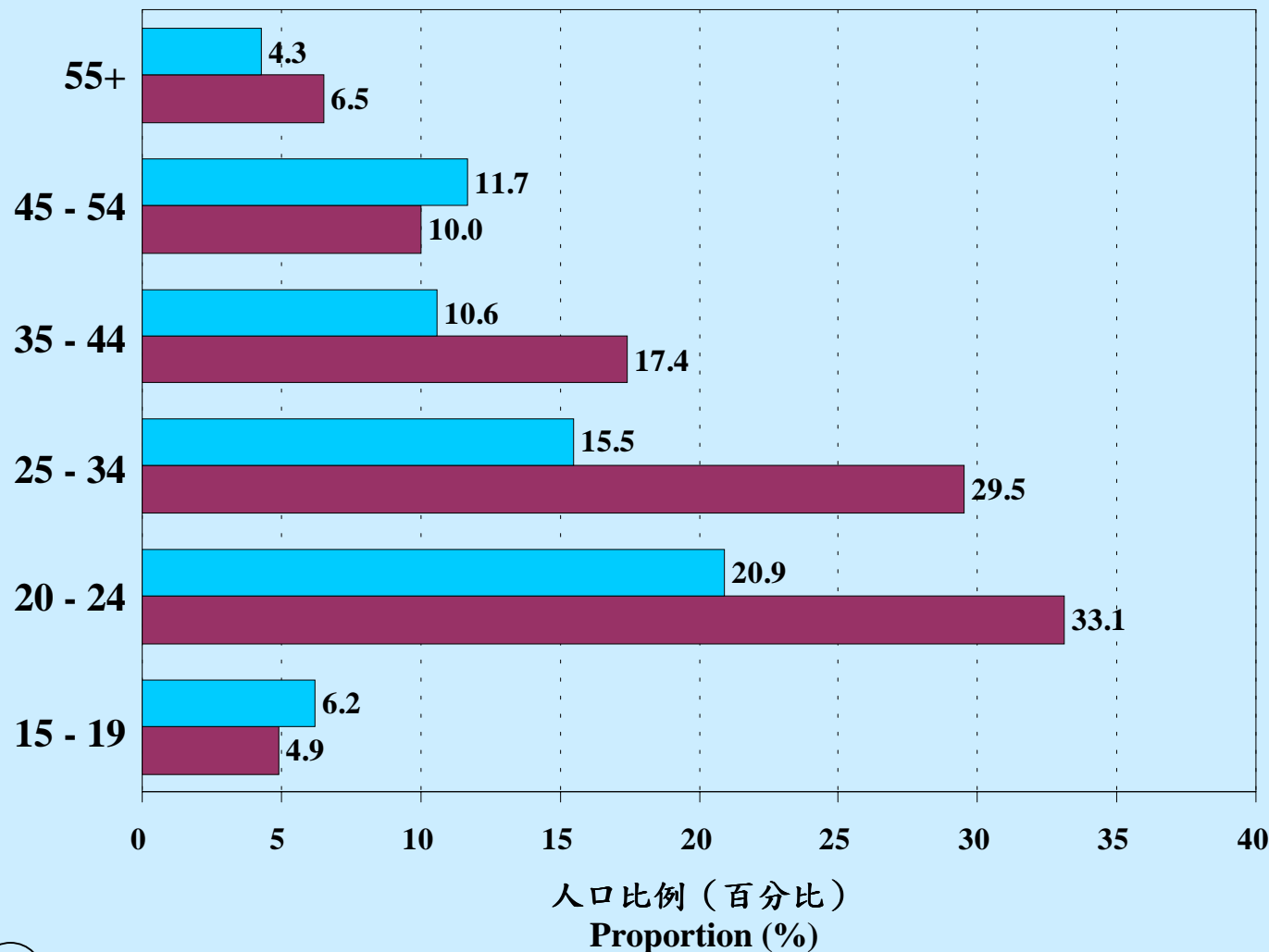
就學比率
School
Attendance
Rate

	3 - 5	6 - 11	12 - 16	17 - 18	19 - 24
1991	94.9%	99.8%	93.6%	58.3%	15.1%
2001	94.7%	99.9%	97.5%	71.0%	26.4%

按年齡組別劃分的曾受專上教育程度的人口比例

Proportion of Population with Tertiary Education by Age Group

年齡組別
Age group



曾受專上教育程度的
十五歲及以上
人口比例
Proportion of Population
aged 15 and over
with tertiary education

1991 11.2%
2001 16.4%

1991
2001

曾受專上教育的人口 Population with Tertiary Education

	1991	2001
	年齡中位數 Median Age	
全日制學生 Full-time students	21	21
部分時間制及遙距課程學生 Part-time and distance learning students	26	31
曾受專上教育的十五歲及以上人口 Population aged 15 and over with tertiary education	31	33

二零零一年曾受專上教育的人口 Population with Tertiary Education, 2001

修讀部分時間制及遙距課程的人士

Persons attending part-time and distance learning tertiary education

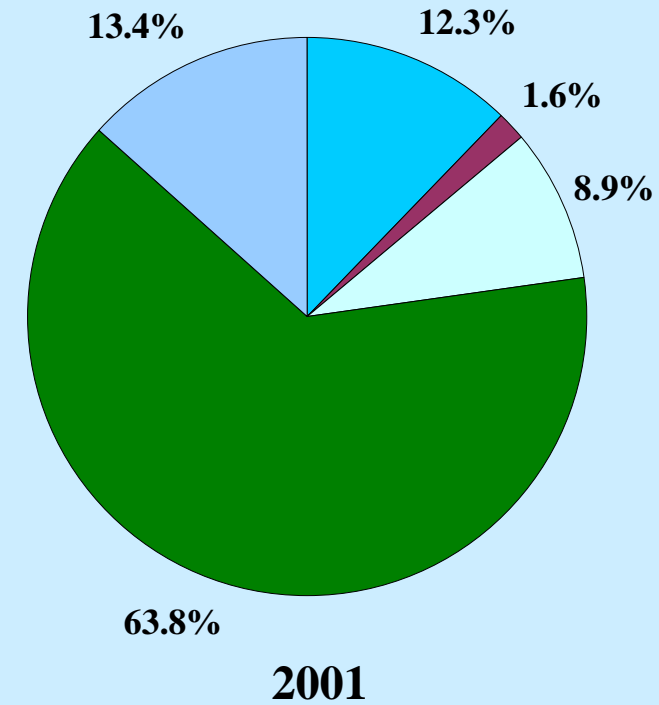
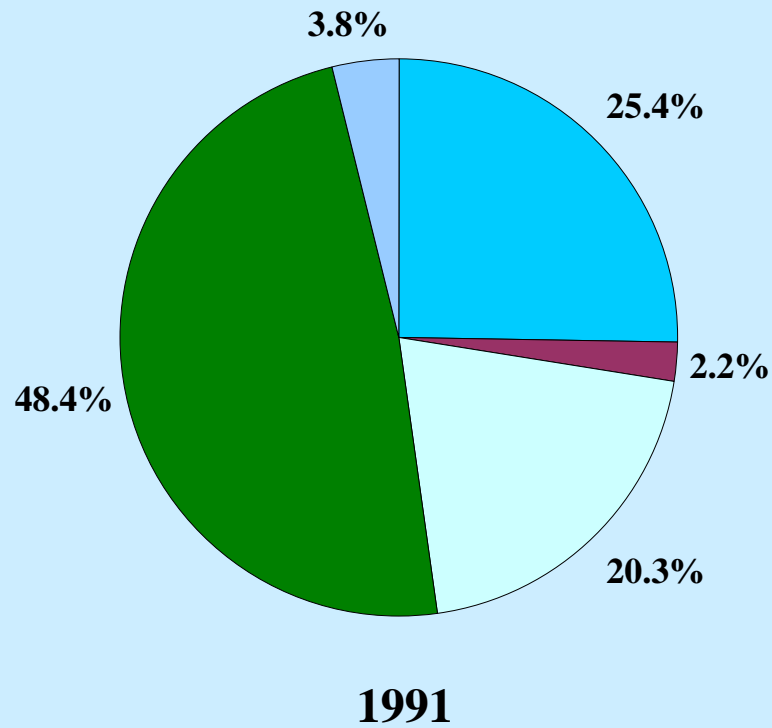
年齡 Age	數目 Number	百分比 %
15 - 19	1 835	1.5
20 - 24	17 667	14.6
25 - 34	57 619	47.8
35 - 44	35 209	29.2
45+	8 300	6.9
總計 Total	120 630	100.0

曾受專上教育的人口 Population with Tertiary Education

	1991	2001
曾受專上教育程度的比例 Proportion with tertiary education		
男性 Male	13.0%	17.8%
女性 Female	9.4%	15.1%
正在就讀專上教育程度的學生中女性佔的百分比 Proportion of female attending tertiary education	44.9%	51.6%

按修讀課程種類劃分的專上教育程度的人口比例

Proportion of Population with Tertiary Education by Type of Course



- 高級文憑／文憑／證書課程
Higher diploma/Diploma/Certificate courses
- 院士銜或同等課程
Associateship or equivalent courses
- 其他非學位課程
Others of non-degree courses

- 學士學位課程
First degree courses
- 深造課程
Post graduate courses

就讀專上課程的人口 Population Attending Tertiary Education

	1991	2001	變動 Change
修讀專上全日制課程的人士 Persons attending full-time tertiary education	66 777	115 115	+72.4%
修讀專上部分時間制及遙距課程的人士 Persons attending part-time and distance learning tertiary education	36 353	120 630	+231.8%

按修讀科目劃分的專上教育程度的人口比例

Proportion of Population with Tertiary Education by Field of Education

