

27 March 2002

Mr. Raymond Lam,
LegCo Secretariat

Dear Raymond

Improvement Works at Lo Wu

As a follow-up to the meeting of the LegCo Panel on Security on 7 March 2002, we provide the following information/materials :-

- (i) Projection of passenger traffic up to 2007 Annex I;
- (ii) Passenger volume, waiting time and Annex II;
counter deployment for every half hour
on 6 and 7 March 2002 (N.B. In general,
the no. of counters manned is
proportionate to the passenger volume)
- (iii) Detailed sketches showing Annex III;
improvement works being pursued:
 - existing G/F plan
 - improvement works on G/F
 - improvement works on 1/F
 - modification of arrival counters on 2/F
- (iv) Installation of air-condition on Lo Wu Footbridge – a meeting with the Shenzhen Port Affairs Office was held on 8 March 2002. At the meeting, the two sides discussed and agreed to proceed immediately to work

out a concept design for the independent structure and the cladding wall enclosing the bridge, to be followed by detailed design and costs estimates. The two sides are working on best endeavour basis with a view to commencing the construction/ installation work at end 2002.

- (v) Acceleration of the improvement works at Lo Wu Terminal Building. We have reviewed our works schedule, we would commence works no later than mid 2003 and try our best efforts to speed up the completion of the project by phases as follows:-
- (a) to complete the expansion of the concourse between the ticket turnstile and the departure hall by early 2004;
 - (b) to complete the expansion of the departure hall and installation of additional departure counters by mid 2004;
 - (c) to complete the rest of the works on or before February 2005;
 - (d) we will speed up all preparatory and consultancy works before mid 2003. In the meantime, we will go ahead with two minor works projects as a matter of priority, i.e. to replace 46 side-facing counters by 48 front-facing counters at the Arrival Hall and relocate the Police Reporting Centre. Works will commence in the 3rd quarter of this year and will be completed by early 2003 and early 2004 respectively.

Yours sincerely,

(M. L. Chan)
for Secretary for Security

Passenger Projection¹ for Lo Wu Control Point

	<u>2002</u>	<u>2003</u>	<u>2004</u>	<u>2005</u>	<u>2006</u>	<u>2007</u>
Projected Annual Passenger	97 509 803	105 010 661	112 689 830	120 563 495	128 160 731	136 491 179
Projected Daily Average	267 150	287 700	308 739	330 311	351 125	373 948
Projected Daily Average during Public Holidays	330 916	356 371	382 432	409 152	Note ²	Note ²

¹The above figures are based on the projections made by the Planning Department in October 2001 taking into account a survey conducted in 1999 and also passenger history of the past 4 years. The annual growth projected ranges from 6 - 7%.

² Projections for 2006 and 2007 will have to be adjusted to take into account the coming into operation of the Shenzhen Western Corridor and the Lok Ma Chau Spur Line in 2005/06 and 2006/07 respectively.

Counter Deployment and Passenger Waiting Time at Lo Wu Control Point on 7 March 2002
2002年3月7日羅湖管制站櫃檯編配及旅客等候時間情況

Time 時段		Counters manned 開放櫃檯數目	No. of passengers to be cleared 等候檢查 旅客數目(A)	No. of passengers cleared 已處理 旅客數目(B)	No. of passengers yet to be cleared as at end of time slot 尚需處理 旅客數目(C)	Waiting time in minutes 等候時間				
						0-5 分鐘	6-10 分鐘	11-15 分鐘	16-30 分鐘	>30 分鐘
From 由	To 至									
06:30	07:00	77	6,835	5,944	891	✓				
07:00	07:30	79	6,241	6,273	859	✓				
07:30	08:00	79	6,800	6,854	805	✓				
08:00	08:30	85	8,836	7,800	1,841			✓		
08:30	09:00	86	7,143	7,808	1,176		✓			
09:00	09:30	86	6,796	7,062	910		✓			
09:30	10:00	85	8,538	7,433	2,015			✓		
10:00	10:30	86	7,054	7,100	1,969			✓		
10:30	11:00	84	6,615	6,970	1,614		✓			
11:00	11:30	82	5,984	6,812	786		✓			
11:30	12:00	81	6,491	6,517	760		✓			
12:00	12:30	86	5,884	5,882	762		✓			
12:30	13:00	86	6,159	6,179	742		✓			
13:00	13:30	88	5,860	5,922	680		✓			
13:30	14:00	88	5,793	6,203	270	✓				
14:00	14:30	87	6,046	6,113	203	✓				
14:30	15:00	80	6,295	6,156	342	✓				
15:00	15:30	75	6,884	6,907	319	✓				
15:30	16:00	75	6,182	6,487	14	✓				
16:00	16:30	74	7,224	6,754	484	✓				
16:30	17:00	79	7,154	7,401	237	✓				
17:00	17:30	82	6,793	6,933	97	✓				
17:30	18:00	82	8,019	7,968	148	✓				
18:00	18:30	101	8,988	8,997	139	✓				
18:30	19:00	90	8,651	8,739	51	✓				
19:00	19:30	112	8,268	8,162	157	✓				
19:30	20:00	61	7,762	7,414	505		✓			
20:00	20:30	61	6,912	6,651	766		✓			
20:30	21:00	62	4,592	5,272	86	✓				
21:00	21:30	62	5,144	5,112	118	✓				
21:30	22:00	63	5,699	5,659	158	✓				
22:00	22:30	62	4,948	5,004	102	✓				
22:30	23:00	64	4,847	4,698	251	✓				
23:00	23:30	64	4,665	4,731	185	✓				
23:30	00:00	64	2,750	2,935	0	✓				
00:00	00:30	42	10	10	0	✓				
Total passengers cleared 全日旅客數目			228,862	228,862	0	✓				

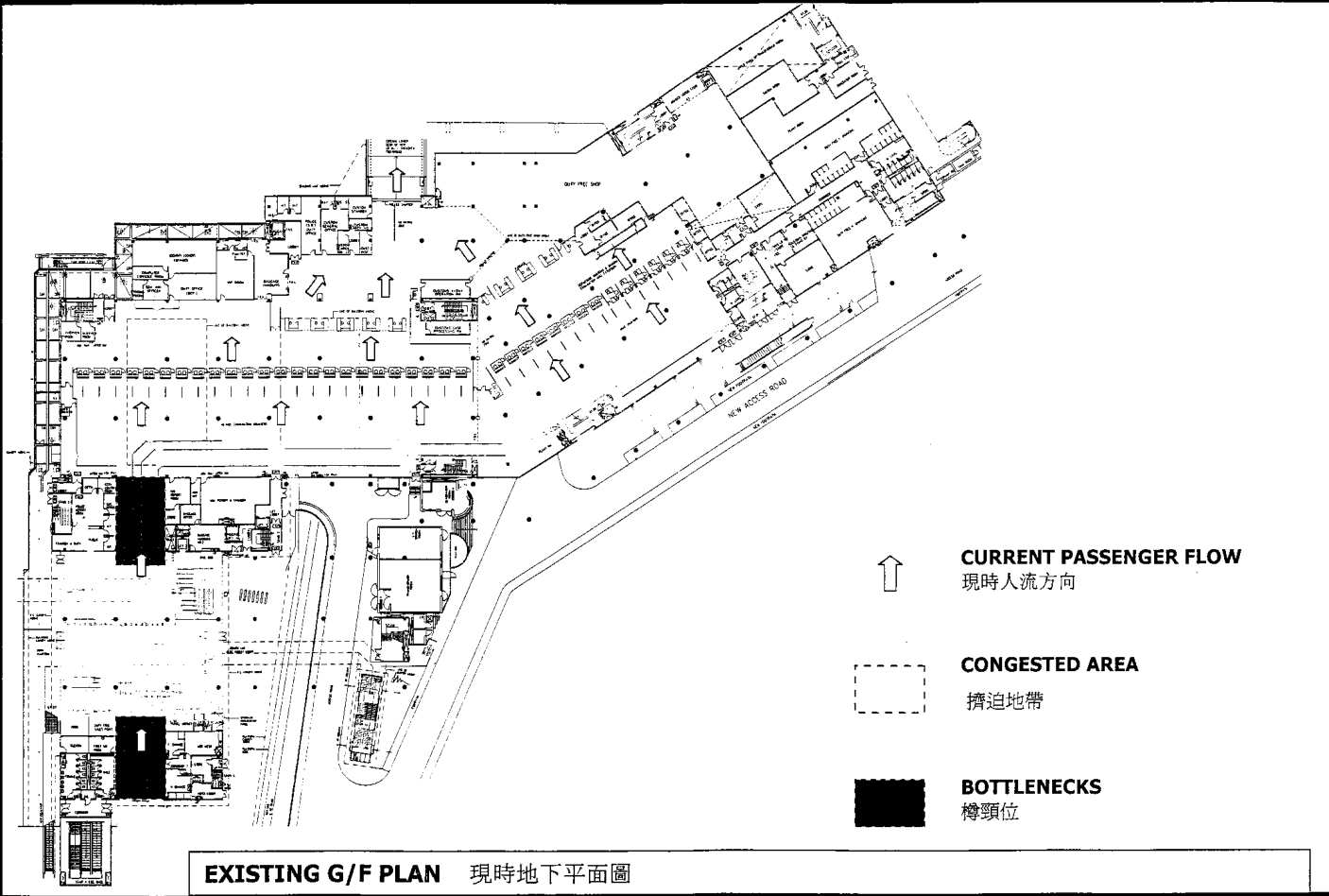
- Notes : (A): No. of passengers arriving within the half-hour.
備註: 本個時段內到站等候檢查的旅客數目
- (B): No. of passengers cleared within this half-hour.
在本個時段內已完成檢查的旅客數目
- (C): No. of passengers waiting to be cleared as at the ending minute of the half-hour.
在本個時段完結時尚待處理的旅客數目

Counter Deployment and Passenger Waiting Time at Lo Wu Control Point on 6 March 2002

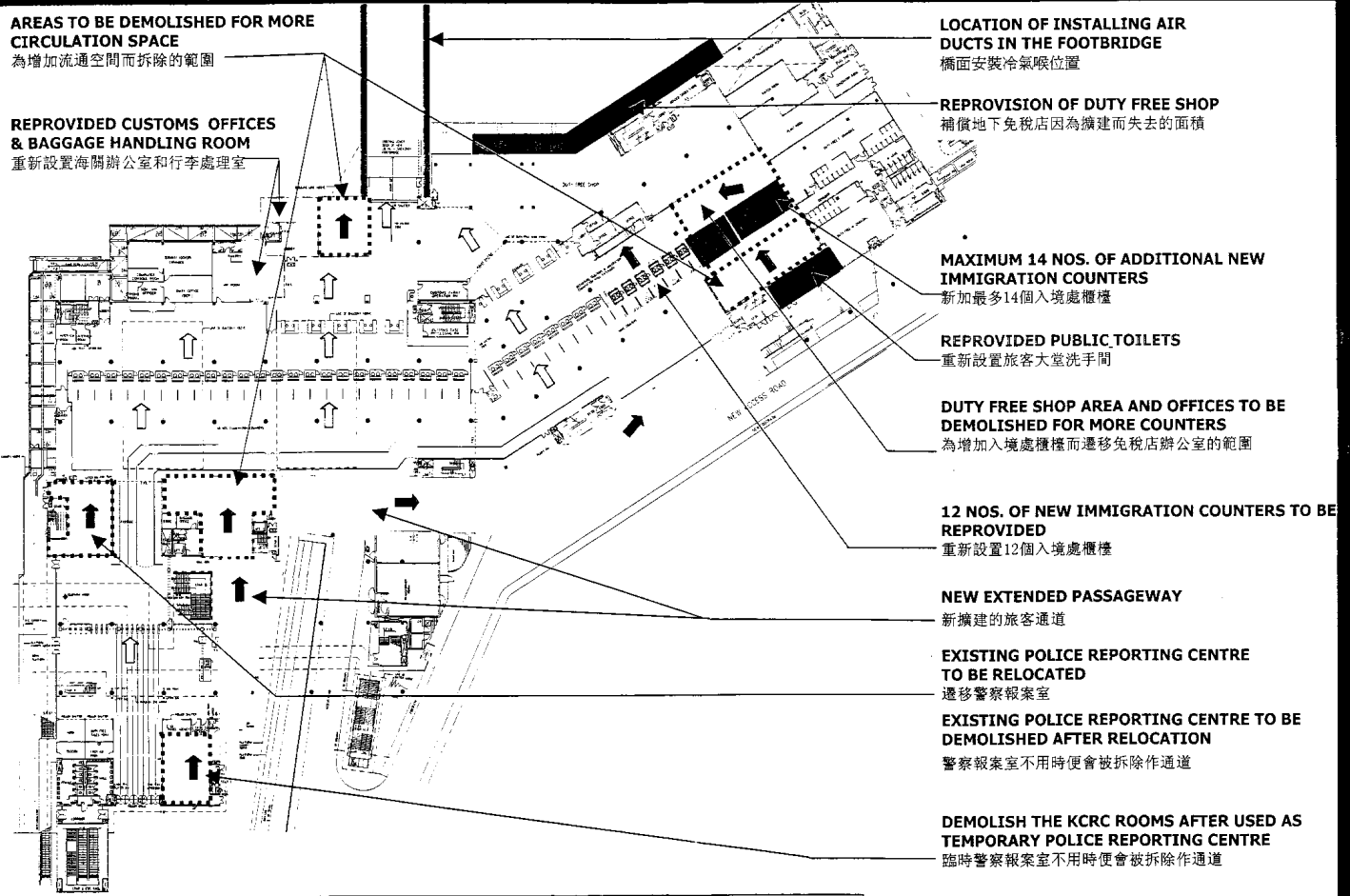
2002年3月6日羅湖管制站櫃檯編配及旅客等候時間情況

Time 時段		Counters manned 開放櫃檯數目	No. of passengers to be cleared 等候檢查 旅客數目(A)	No. of passengers cleared 已處理 旅客數目(B)	No. of passengers yet to be cleared as at end of time slot 尚待處理 旅客數目(C)	Waiting time in minutes 等候時間				
						0-5 分鐘	6-10 分鐘	11-15 分鐘	16-30 分鐘	>30 分鐘
From 由	To 至									
06:30	07:00	77	6,953	6,016	937	✓				
07:00	07:30	79	5,813	5,795	955		✓			
07:30	08:00	76	6,868	6,907	916		✓			
08:00	08:30	84	7,494	7,197	1,213		✓			
08:30	09:00	82	6,863	7,581	495		✓			
09:00	09:30	81	7,209	7,230	474		✓			
09:30	10:00	81	7,742	6,754	1,462		✓			
10:00	10:30	81	6,526	6,528	1,460			✓		
10:30	11:00	79	6,421	6,745	1,136			✓		
11:00	11:30	76	5,464	6,175	425			✓		
11:30	12:00	76	6,445	6,445	425		✓			
12:00	12:30	74	5,741	5,767	399	✓				
12:30	13:00	74	6,017	5,997	419	✓				
13:00	13:30	85	6,220	5,969	670	✓				
13:30	14:00	76	5,405	5,990	85	✓				
14:00	14:30	77	6,064	6,055	94	✓				
14:30	15:00	78	6,709	6,480	323	✓				
15:00	15:30	77	6,341	6,166	498	✓				
15:30	16:00	77	6,290	6,686	102	✓				
16:00	16:30	77	7,577	6,917	762	✓				
16:30	17:00	84	6,911	7,084	589	✓				
17:00	17:30	87	6,638	7,003	224	✓				
17:30	18:00	87	8,193	7,809	608	✓				
18:00	18:30	114	8,909	9,046	471	✓				
18:30	19:00	114	8,803	8,753	521	✓				
19:00	19:30	122	7,858	7,754	625	✓				
19:30	20:00	68	7,366	7,012	979		✓			
20:00	20:30	67	5,711	5,624	1,066	✓				
20:30	21:00	66	4,632	5,365	333	✓				
21:00	21:30	65	5,284	5,061	556	✓				
21:30	22:00	64	4,693	5,042	287	✓				
22:00	22:30	64	4,319	4,351	175	✓				
22:30	23:00	64	4,501	4,451	225	✓				
23:00	23:30	67	4,454	4,679	0	✓				
23:30	00:00	66	3,051	3,051	0	✓				
00:00	00:30	55	26	26	0	✓				
Total passengers cleared 全日旅客數目			221,511	221,511	0	✓				

- Notes : (A) : No. of passengers arriving within the half-hour.
備註 : 本個時段內到站等候檢查的旅客數目
- (B) : No. of passengers cleared within this half-hour.
在本個時段內已完成檢查的旅客數目
- (C) : No. of passengers waiting to be cleared as at the ending minute of the half-hour.
在本個時段完結時尚待處理的旅客數目



Improvement Works at Lo Wu Terminal Building 羅湖聯檢大樓改善工程



G/F PLAN 地下平面圖

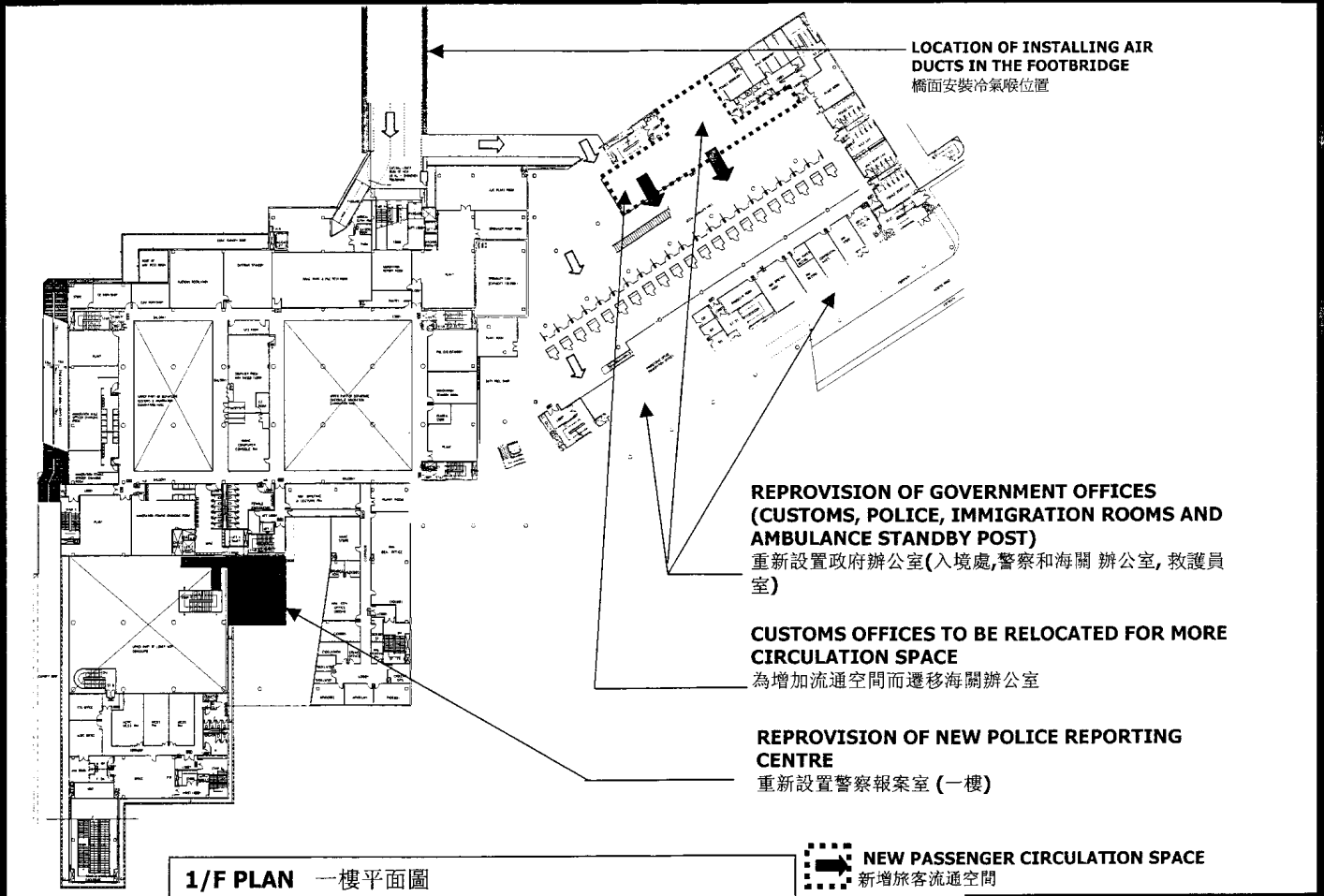


NEW PASSENGER CIRCULATION SPACE
新增旅客流通空間

建築署 Architectural Services Department

PWP NO. 3072KA

Improvement Works at Lo Wu Terminal Building 羅湖聯檢大樓改善工程



Improvement Works at Lo Wu Terminal Building 羅湖聯檢大樓改善工程

