

NOTE FOR PUBLIC WORKS SUBCOMMITTEE OF FINANCE COMMITTEE

Supplementary Information on 182WC – Replacement and rehabilitation of water mains, stage 2

INTRODUCTION

In considering the paper PWSC(2004-05)57 on project **182WC** – “Replacement and rehabilitation of water mains, stage 2” on 16 February 2005, the Public Works Subcommittee requested the Administration to provide supplementary information in relation to the proposed implementation of the various stages of the Replacement and Rehabilitation of Water Mains programme up to its proposed completion in 2015.

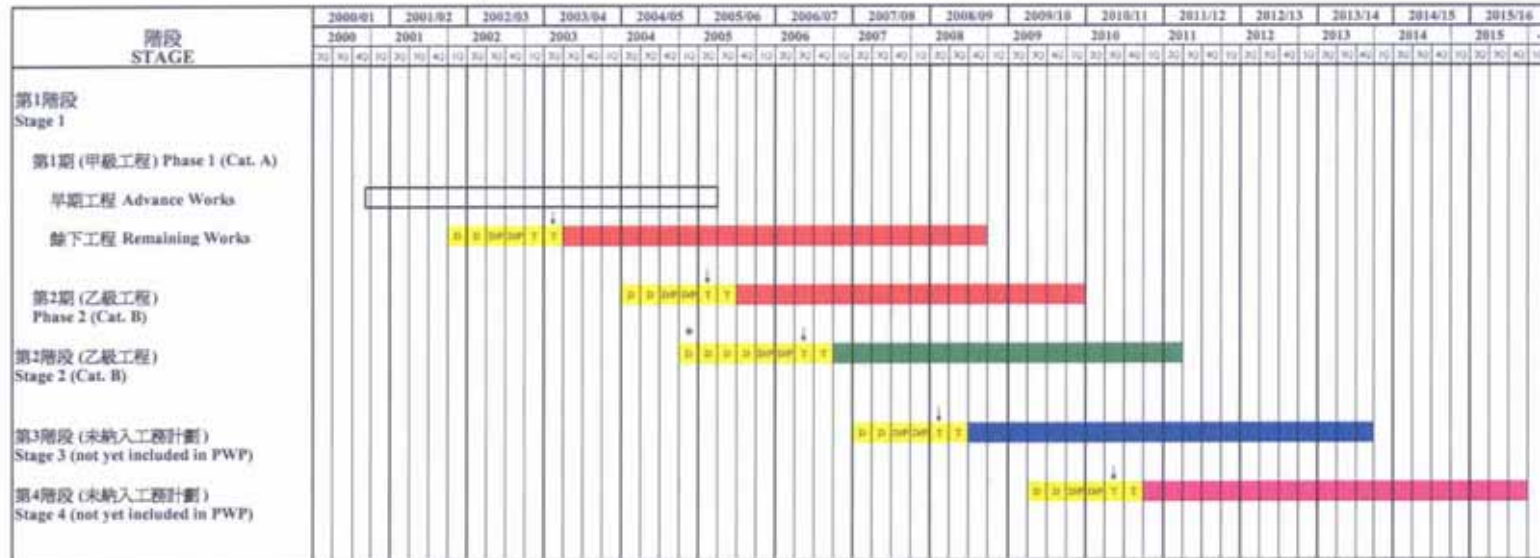
THE ADMINISTRATION’S RESPONSE

2. To take forward the programme to prevent further deterioration of the water supply network, Water Supplies Department (WSD) has proposed to implement the improvement works in four stages under a 15-year programme (**Annex 1**) for completion by 2015. A plan showing the locations of the proposed works for the four stages is at **Annex 2**.

3. In preparing the programme, WSD has taken into account the amount of road opening works in the various areas, in addition to other essential factors including pipe categories, size and materials, leak and burst records, as well as consequences of failures. The impacts of works on traffic and the environment have been carefully assessed. The works are phased in stages and the work sites are spread as widely as possible to avoid concentration of road openings within a local area and hence the aggravation of the impacts. We have also tied in our works with other projects requiring road opening to minimise disruption to traffic and inconvenience to the public, such as through entrustment of our replacement works to Drainage Services Department in Mong Kok and San Po Kong. A table summarising the distribution of water mains to be replaced / rehabilitated in different districts is at **Annex 3**.

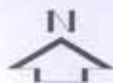
4. Members may wish to note that works under stages 3 and 4 of the programme are at the initial planning stage. We shall review the delivery programme from time to time with a view to shortening the overall duration.

更換及修復水管工程 - 15年計劃
Replacement and Rehabilitation of Water Mains - 15-year Programme



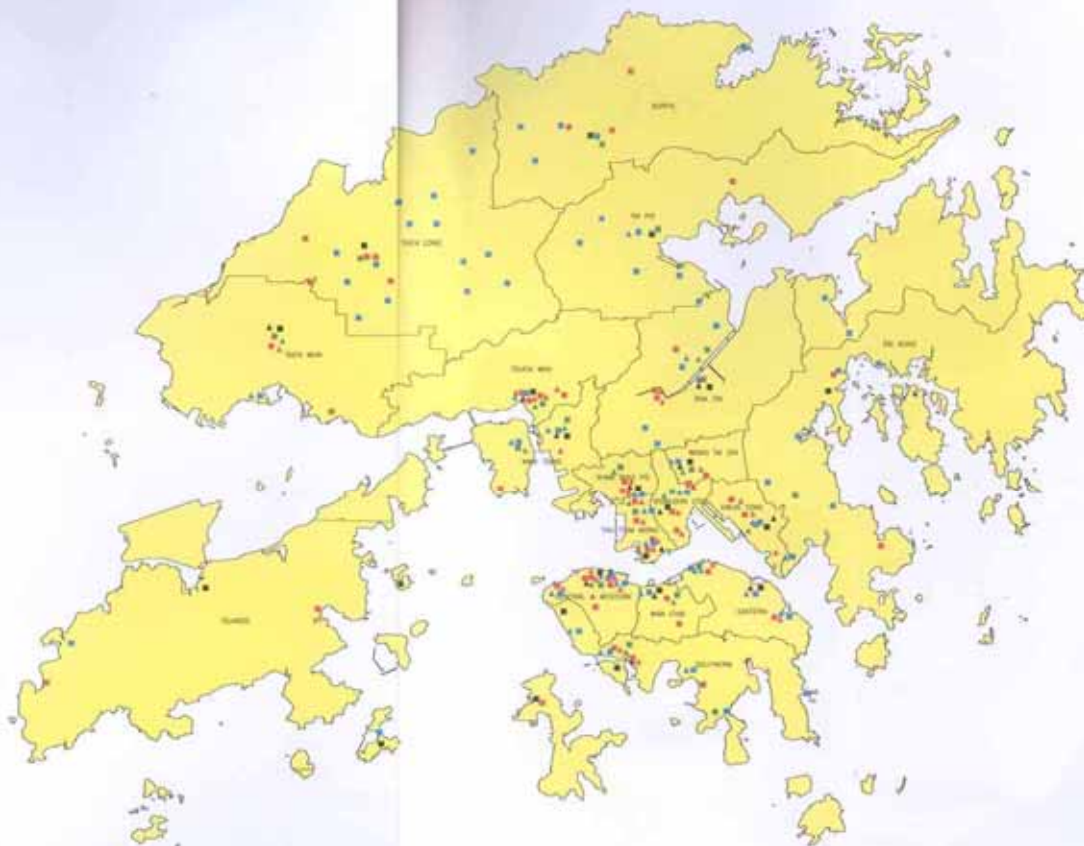
Legend:-

- 詳細設計 Detailed design
- 詳細設計及公眾諮詢 Detailed design and public consultation
- 招標 Tendering
- 提升為甲級工程 Upgrading to Cat. A
- 182WC號工程計劃下擬提升為甲級的部分工程 Part of 182WC proposed for upgrading to Cat. A
- 工程施工期 Construction phase



圖例 LEGEND

- 淡水管更換/修復計劃第一階段
FRESH WATERMAINS REPLACEMENT /
REHABILITATION SCHEMES STAGE 1
- ▲ 海水管更換/修復計劃第一階段
SALT WATERMAINS REPLACEMENT /
REHABILITATION SCHEMES STAGE 1
- 淡水管更換/修復計劃第二階段
FRESH WATERMAINS REPLACEMENT /
REHABILITATION SCHEMES STAGE 2
- ▲ 海水管更換/修復計劃第二階段
SALT WATERMAINS REPLACEMENT /
REHABILITATION SCHEMES STAGE 2
- 淡水管更換/修復計劃第三階段
FRESH WATERMAINS REPLACEMENT /
REHABILITATION SCHEMES STAGE 3
- ▲ 海水管更換/修復計劃第三階段
SALT WATERMAINS REPLACEMENT /
REHABILITATION SCHEMES STAGE 3
- 淡水管更換/修復計劃第四階段
FRESH WATERMAINS REPLACEMENT /
REHABILITATION SCHEMES STAGE 4
- ▲ 海水管更換/修復計劃第四階段
SALT WATERMAINS REPLACEMENT /
REHABILITATION SCHEMES STAGE 4



更換及修復水管工程——更換及修復水管的位置圖
Replacement and Rehabilitation of Water Mains —— Location of water mains to be replaced/rehabilitated

更換及修復水管工程 - 更換/修復水管摘要
Replacement and Rehabilitation of Water Mains -
Summary of Water Mains to be replaced / rehabilitated

地區 District	第1階段 Stage 1			第2階段 Stage 2			第3階段 Stage 3			第4階段 Stage 4			總長度 Total Length		
	食水管 F.W. (公里/km)	海水管 S.W. (公里/km)	總長 Total (公里/km)	食水/原水管 F.W./R.W. (公里/km)	海水管 S.W. (公里/km)	總長 Total (公里/km)	食水管 F.W. (公里/km)	海水管 S.W. (公里/km)	總長 Total (公里/km)	食水管 F.W. (公里/km)	海水管 S.W. (公里/km)	總長 Total (公里/km)	食水管 F.W. (公里/km)	海水管 S.W. (公里/km)	總長 Total (公里/km)
中西區 Central & Western	60.6	13.3	73.9	20.0	2.1	22.1	55.0	10.0	65.0	50.0	10.0	60.0	185.6	35.4	221.0
灣仔 Wan Chai	20.6		20.6	44.7	4.1	48.8	60.0	5.0	65.0	55.0	5.0	60.0	180.3	14.1	194.4
東區 Eastern	8.3	6.4	14.7	7.1	1.2	8.3	45.0	15.0	60.0	40.0	10.0	50.0	100.4	32.6	133.0
南區 Southern	23.4	2.7	26.1	8.1	1.1	9.2	35.0		35.0	35.0		35.0	101.5	3.8	105.3
離島 Islands	13.6		13.6	16.6		16.6	30.0		30.0	30.0		30.0	90.2		90.2
小計 Sub-total	126.5	22.4	148.9	96.5	8.5	105.0	225.0	30.0	255.0	210.0	25.0	235.0	658.0	85.9	743.9
觀塘 Kwun Tong	13.2	11.4	24.6	6.3	14.8	21.1	35.0	20.0	55.0	40.0	20.0	60.0	94.5	66.2	160.7
黃大仙 Wong Tai Sin	17.2	12.0	29.2	6.5	0.7	7.2	25.0	10.0	35.0	20.0	10.0	30.0	68.7	32.7	101.4
九龍城 Kowloon City	28.7	17.2	45.9	33.5	14.8	48.3	65.0	15.0	80.0	60.0	10.0	70.0	187.2	57.0	244.2
油尖旺 Yau Tsim Mong	35.8	15.0	50.8	16.8	9.4	26.2	55.0	15.0	70.0	55.0	10.0	65.0	162.6	49.4	212.0
深水埗 Sham Shui Po	60.4	25.2	85.6	10.8	9.5	20.3	50.0	20.0	70.0	45.0	20.0	65.0	166.2	74.7	240.9
小計 Sub-total	155.3	80.8	236.1	73.9	49.2	123.1	230.0	80.0	310.0	220.0	70.0	290.0	679.2	280.0	959.2
西貢 Sai Kung	12.0		12.0	49.5		49.5	25.0		25.0	25.0		25.0	111.5		111.5
沙田 Sha Tin	15.7	8.7	24.4	38.6	6.6	45.2	30.0	5.0	35.0	30.0	5.0	35.0	114.3	25.3	139.6
大埔 Tai Po	13.2		13.2	45.3		45.3	20.0		20.0	20.0		20.0	98.5		98.5
北區 North District	67.8	4.4	72.2	67.4	5.1	72.5	35.0		35.0	40.0		40.0	210.2	9.5	219.7
元朗 Yuen Long	35.1		35.1	249.0		249.0	35.0		35.0	35.0		35.0	354.1		354.1
屯門 Tuen Mun	9.8	5.0	14.8	10.8	2.1	12.9	40.0	5.0	45.0	40.0	5.0	45.0	100.6	17.1	117.7
荃灣 Tsuen Wan	10.2	10.0	20.2	28.7	1.3	30.0	20.0	5.0	25.0	20.0	5.0	25.0	78.9	21.3	100.2
葵青 Kwai Tsing	10.1	13.0	23.1	13.6	6.9	20.5	45.0	15.0	60.0	40.0	15.0	55.0	108.7	49.9	158.6
小計 Sub-total	173.9	41.1	215.0	502.9	22.0	524.9	250.0	30.0	280.0	250.0	30.0	280.0	1,176.8	123.1	1,299.9
總計 Total	455.7	144.3	600.0	673.3	79.7	753.0	705.0	140.0	845.0	680.0	125.0	805.0	2,514.0	489.0	3,003.0

Note : F.W. - Fresh Water Mains
S.W. - Salt Water Mains
R.W. - Raw Water Mains