

27 Jan 2006

Subcommittee on West Kowloon Cultural District Development
Legislative Council
Legislative Council Building
8 Jackson Rd
Central
HONG KONG

(Email: oleung@legco.gov.hk)

Re: West Kowloon Cultural District

Chair and Members,

The attached survey findings speak for themselves: the public does NOT support West Kowloon Cultural District as the solution to resolve the need for new and additional cultural venues in Hong Kong, nor as the preferred urban design solution for our final harbour-front sites.

However, the public does support cultural facilities and green parks along the harbour.

Herewith we so submit the findings of the survey by The University of Hong Kong Public Opinion Programme, for your consideration.

Yours sincerely,

Paul Zimmerman
Principal, The Experience Group
Convenor, Designing Hong Kong Harbour District

Enclosures: 1. Summary of Findings
 2. Summary of Findings (Extract)
 3. PowerPoint Presentation (Chinese)

The Experience Group, Limited

25th Floor, Caroline Centre
28 Yun Ping Road,
Causeway Bay

Tel: (852)2878 7272
Fax: (852)2180 9200

THE UNIVERSITY OF HONG KONG PUBLIC OPINION PROGRAMME

Planning for West Kowloon and the Harbour Front Public Opinion Survey



Summary of Findings

Jointly compiled by
Robert Ting-Yiu CHUNG, Karie Ka-Lai PANG
and Kitty Suet-Lai CHAN

21 January 2006

Copyright of this report is held jointly by Hong Kong Alternatives (HKA), Designing Hong Kong Harbour District (DHKHD), and the Public Opinion Programme (POP) at the University of Hong Kong. Everything in this publication is the work of individual researchers, and does not represent the stand of the University of Hong Kong. Dr Robert Chung is fully responsible for the work of the POP.

PUBLIC OPINION PROGRAMME, THE UNIVERSITY OF HONG KONG

Planning for West Kowloon and the Harbour Front Public Opinion Survey

Summary of Findings

Research Background

1. In November 2005, the Hong Kong Alternatives (HKA), an independent advocacy group, and Designing Hong Kong Harbour District (DHKHD) commissioned the Public Opinion Programme (POP) at the University of Hong Kong to conduct a public opinion survey on 'Planning for West Kowloon and the Harbour Front'. The primary objective of the survey was to gauge the public's attitudes and preferences towards the development of the West Kowloon site as well as the Victoria Harbour front in general, for the benefit of the community and all policy makers.
2. The POP Team noted that HKA and DHKHD are unaffiliated with any commercial or political groups. This, however, did not affect the independence of POP in conducting this survey, because, as usual, the research instrument used in this study was designed entirely by the POP Team after consultation with HKA and DHKHD, whilst fieldwork operations and data analysis were also conducted independently by the POP Team, without interference from any outside party. In other words, POP was given full autonomy to design and conduct the survey, and POP would take full responsibility for all the findings reported herewith.

Contact Information

3. This was a random telephone survey conducted by interviewers under close supervision. Fieldwork was conducted during the period of 12 to 18 January 2006. A total of 510 Cantonese-, English- or Putonghua-speaking Hong Kong citizens of age 18 or above were successfully interviewed. The overall response rate of this survey was 59.6% (Tables 1 & 2 in Appendix 1), and the standard sampling error for percentages based on this sample was less than 2.2 percentage points. In other words, the sampling error for all percentages was less than plus/minus 4.4 percentage points at 95% confidence level.
4. The data collected have been weighted according to preliminary figures obtained from the Census and Statistics Department regarding the gender-age distribution of the Hong Kong population in mid-2005.

Survey Findings

5. Since the questionnaire comprised three major topics, namely, “General Environment in Hong Kong”, “Victoria Harbour Development”, and “West Kowloon Cultural District”, and ended by mapping some standard demographics of the respondents, the findings of the survey are hereby summarized under these three main topics. All tables referred to in this section can be found in Appendix 2.

(i) General Environment in Hong Kong

6. As a warm up, all respondents were first asked to assess the healthiness of Hong Kong’s living environment in general. Results revealed that 35% of the respondents them said it was a healthy place to live in, 36% chose the middle ground answer “half-half”, whilst 29% said not (Table 3). Nonetheless, 62% thought Hong Kong did not have sufficient open space and green parks in the urban area for its citizens to pursue a healthy living (Table 4).
7. When it came to the comparison with other major international cities like New York, London, Vancouver and Sydney, nearly two-thirds (64%) of them said in terms of open space and green parks in the urban area, Hong Kong was lagging behind these international cities (Table 5). When it was benchmarked against major Chinese cities like Guangzhou, Shanghai and Beijing, the respondents’ views were equally divided, 42% thought Hong Kong was better, while 43% thought the opposite (Table 6).
8. The last question in this section asked whether people liked the idea of developing Hong Kong into an environmental friendly green city. An overwhelming majority (90%) of respondents supported this idea (Table 7).

(ii) Victoria Harbour Development

9. The second part of the survey began with a straightforward question of how people thought about the existing Victoria Harbour reclamation – was it too much, too little or appropriate? Findings revealed that a much larger proportion of respondents (65%) claimed the existing reclamation was too much than saying it was appropriate (26%) or too little (4%, Table 8).
10. Five proposals on how the Government should use the lands reclaimed recently or in future from the Victoria Harbour were then put to test. For the sake of direct comparison, a mean score analysis was conducted by assigning a score of “5” to “support very much” down to “1” for “object very much”, even though

respondents' answers were recorded in categorical terms. That means in our final analysis, the higher the score, the higher the level of support from the public. Results showed that amongst all the available options, "providing more open space and green parks, including promenades, walking and cycling trails" obtained the highest mean score (4.0), whereas "commercial and residential development" was the least preferred option (2.0). The scores for "cultural, sports and leisure facilities", "roads and flyovers", and "government offices and institutional facilities" were 3.7, 2.6 and 2.1 respectively (Tables 9a-e). In categorical terms, 76% of the respondents supported "providing more open space and green parks, including promenades, walking and cycling trails", while 72% objected to "commercial and residential development".

(iii) West Kowloon Cultural District

11. Part 3 of the survey focused on the development of the West Kowloon Cultural District (WKCD). Before evaluating people's attitudes towards the development plans of the WKCD, this survey attempted to gauge how many respondents were aware that this site was originally zoned for a green park with cultural facilities as part of the Chek Lap Kok Airport development project. Figures showed 59% of the respondents did not know about it (Table 10). However, after all respondents were informed of this, 81% of them supported to revert the original plan of developing WKCD into a green park with cultural facilities (Table 11).
12. Notwithstanding this general preference, when prompted with two development options for the WKCD, a vast amount of respondents (81%) preferred "cultural plus leisure facilities, including a large green park" to having a hybrid of "cultural facilities plus residential and commercial development" in the district (11%), while 6% had no preference and 2% were not in favor of either one option (Table 12).
13. A series of questions about building a grand canopy at WKCD followed. As a general principle, 42% of the respondents supported the idea while 35% objected (Table 13). When more information about the height and coverage of the canopy was given in the next question, opinions shifted to a more unfavourable stance with only 24% supporting but 56% opposing to the idea (Table 14). An even stronger opposition (77%) versus a lower supportive voice (12%) was obtained when they were told that building a canopy at the WKCD was estimated to cost more than HK\$40 billion and ten-million dollars of annual maintenance (Table 15). Would they support to the Government's selling the WKCD site to property developers for commercial and residential developments in order to fund the cultural facilities and the canopy in WKCD? This survey showed that 59% were on the objectionable side (Table 16).

14. Results also showed that when given three options, half of the respondents (50%) believed the WKCD planning and development should be best handled by “an independent cultural authority (quasi-government with good representations from public)” while another 40% opted for the “government agencies such as the sports, cultural and leisure departments”. Only 6% opted for the “private property developers” (Table 17).
15. Finally, when asked to evaluate whether the government had respected public views during the WKCD consultation, 42% of the respondents chose a middle-of-the-road stance (“half-half / neutral”), 32% thought people’s opinions were not respected, only 22% thought they were (Table 18).

Concluding Remarks

16. This is little doubt from this opinion survey that people wished Hong Kong to be developed into an environmental friendly green city. As far as public opinion goes, Hong Kong is still far behind international standard in this aspect, and is comparable to Chinese cities like Guangzhou, Shanghai and Beijing, at best. Along this line of thought, there is little surprise that with regard to waterfront development, people wants promenades, walking and cycling trails, and doesn’t like commercial and residential development. Moreover, if WKCD could revert to its original development plan of a green park with cultural facilities, most people would support it.
17. It is not for the researcher of this survey to determine whether such development is plausible or practicable, or whether the planning and development of WKCD has reached a point of no return. As far as is waterfront and WKCD development are concerned, there is a clear discrepancy in what the people wants and what the government is providing or planning to provide. This explains why only one-fifth of the respondents in this survey considered the government to have respected public opinion in its planning for the WKCD.

Appendix 1

Contact Information

Table 1 Calculation of response rate

Response rate	
=	$\frac{\text{Successful cases}}{\text{Successful cases} + \text{Incomplete cases}^* + \text{Refusal cases by eligible respondents}^\wedge}$
=	$\frac{510}{510 + 342 + 4}$
=	59.6%

* Including "partial interview" and "interview terminated before the screening question"

^ Including "household-level refusal" and "known respondent refusal"

Table 2 Breakdown of contact information of the survey

	Frequency	Percentage
Respondents' ineligibility confirmed	1,630	36.4
<i>Fax/ data line</i>	192	4.3
<i>Invalid number</i>	1,110	24.8
<i>Call-forwarding/ mobile/ pager number</i>	34	0.8
<i>Non-residential number</i>	209	4.7
<i>Special technological difficulties</i>	47	1.0
<i>No eligible respondents</i>	38	0.8
Respondents' ineligibility not confirmed	1,120	25.0
<i>Line busy</i>	53	1.2
<i>No answer</i>	672	15.0
<i>Answering device</i>	20	0.4
<i>Call-blocking</i>	42	0.9
<i>Language problem</i>	22	0.5
<i>Interview terminated before the screening question</i>	307	6.9
<i>Others</i>	4	0.1
Respondents' eligibility confirmed, but failed to complete the interview	1,220	27.3
<i>Household-level refusal</i>	1	0.0
<i>Known respondent refusal</i>	3	0.1
<i>Appointment date beyond the end of the fieldwork period</i>	1,176	26.3
<i>Partial interview</i>	35	0.8
<i>Miscellaneous</i>	5	0.1
Successful cases	510	11.4
Total	4,480	100.0

Appendix 2

Frequency Tables

Table 3 How healthy or unhealthy would you say Hong Kong's living environment is?

表三 你覺得香港既整體居住環境有幾健康或者不健康？

	Frequency 頻數	% of total sample (Base=510) 佔總樣本百分比(基數=510)
Very healthy 非常健康	21	4.2
Healthy) 健康	176	34.5
Quite healthy 幾健康	155	30.3
Half/half 一半半	185	36.3
Quite unhealthy 幾唔健康/唔係幾健康	115	22.5
Unhealthy) 唔健康	145	28.5
Very unhealthy 非常唔健康	30	6.0
Don't know/hard to say 唔知/難講	3	0.7
Total 合計	510	100.0

Table 4 Do you think Hong Kong has sufficient open space and green parks in the urban area for healthy living?

表四 你覺得香港都市地區是否有足夠既露天空間同埋綠化公園讓市民享受健康活？

	Frequency 頻數	% of total sample (Base=510) 佔總樣本百分比(基數=510)
Very sufficient 非常足夠	15	3.0
Sufficient) 足夠	114	22.3
Quite sufficient 幾足夠	98	19.3
Half/half 一半半	78	15.2
Quite insufficient 幾唔足夠/唔係幾足夠	214	42.0
Insufficient) 唔足夠	318	62.4
Very insufficient 非常唔足夠	104	20.4
Don't know/hard to say 唔知/難講	1	0.2
Total 合計	510	100.0

Table 5 In terms of open space and green parks in the urban area, do you think Hong Kong is better or poorer than other major international cities like New York, London, Vancouver, Sydney, and so on?

表五 以都市地區露天空間和綠化公園的狀況而論，你認為的香港與其他主要國際比較，例如紐約、倫敦、溫哥華、悉尼等，屬於好 D 定係差 D？

	Frequency 頻數	% of total sample (Base=510) 佔總樣本百分比(基數=510)
Far better 好好多) Better	21	4.0
Somewhat better) 比較好 好少少	41	8.0
Not much difference/they are similar 一般/差不多	49	9.7
Somewhat poorer 差少少) Poorer	148	28.9
Far poorer) 比較差 差好多	179	35.2
Don't know/hard to say 唔知/難講	72	14.2
Total 合計	510	100.0

Table 6 In terms of open space and green parks in the urban area, do you think Hong Kong is better or poorer than major Chinese cities like Guangzhou, Shanghai, Beijing, and so on?

表六 以都市地區露天空間和綠化公園的狀況而論，你認為的香港與其他主要中國城市比較，例如廣州、上海、北京等，屬於好 D 定係差 D？

	Frequency 頻數	% of total sample (Base=510) 佔總樣本百分比(基數=510)
Far better 好好多) Better	64	12.6
Somewhat better) 比較好 好少少	151	29.7
Not much difference/they are similar 一般/差不多	58	11.4
Somewhat poorer 差少少) Poorer	130	25.4
Far poorer) 比較差 差好多	88	17.3
Don't know/hard to say 唔知/難講	19	3.7
Total 合計	510	100.0

Table 7 How much do you like or dislike Hong Kong to develop into an environmentally friendly green city?

表七 你對香港發展成為一個環保綠色城市有幾喜歡或者不喜歡？

	Frequency 頻數	% of total sample (Base=510) 佔總樣本百分比(基數=510)
Like it very much 非常喜歡) Like it	269	52.8
Quite like it) 喜歡 幾喜歡	192	37.6
Half/half 一半半	32	6.2
Don't like it 幾唔喜歡/唔係幾喜歡) Dislike it	10	2.0
Don't like it at all) 唔喜歡 非常唔喜歡	5	1.0
Don't know/hard to say 唔知/難講	2	0.4
Total 合計	510	100.0

Table 8 Do you think existing Victoria Harbour reclamation is too much, too little or appropriate?

表八 你覺得現時香港從維港填海得出黎既地方屬於太多、太少抑或恰到好處？

	Frequency 頻數	% of total sample (Base=510) 佔總樣本百分比(基數=510)
Too much 太多	329	64.5
Appropriate 恰到好處	135	26.4
Too little 太少	22	4.4
Don't know/hard to say 唔知/難講	24	4.7
Total 合計	510	100.0

[Remarks: The order of items 9a-e were randomized for different questionnaires.]

[註：項目 9a-e 在各張問卷出現的次序由電腦隨機排列]

Table 9 How much do you support or object the Government using lands reclaimed recently or in future from the Victoria Harbour for XXX?

表九 你有幾贊成或者反對政府將近年及未來從維港填海得出既空地，用作：

a. Commercial and residential developments (商業及住宅發展用途)

	Frequency 頻數	% of total sample (Base=510) 佔總樣本百分比(基數=510)
Support very much 非常贊成	14	2.8
Support somewhat 幾贊成	47	9.2
Half-half / Neutral 一半半	69	13.5
Object somewhat 幾反對	147	28.9
Object very much 非常反對	222	43.5
Don't know/hard to say 唔知/難講	10	2.0
Total 合計	510	100.0

b. Building more roads and flyovers(興建道路和天橋)

	Frequency 頻數	% of total sample (Base=510) 佔總樣本百分比(基數=510)
Support very much 非常贊成	51	10.0
Support somewhat 幾贊成	106	20.7
Half-half / Neutral 一半半	82	16.0
Object somewhat 幾反對	130	25.5
Object very much 非常反對	131	25.7
Don't know/hard to say 唔知/難講	10	2.0
Total 合計	510	100.0

c. Building more government offices and institutional facilities (興建政府辦公室和機構設施)

	Frequency 頻數	% of total sample (Base=509) 佔總樣本百分比(基數=509)
Support very much 非常贊成) Support	20	3.9
Support somewhat 幾贊成) 贊成	66	13.0
Half-half / Neutral 一半半	62	12.2
Object somewhat 幾反對) Object	143	28.1
Object very much 非常反對) 反對	205	40.2
Don't know/hard to say 唔知/難講	13	2.5
Total 合計	509	100.0
Missing 缺數	1	

d. Providing the community with cultural, sports and leisure facilities (提供文化、運動和消閒設施)

	Frequency 頻數	% of total sample (Base=510) 佔總樣本百分比(基數=510)
Support very much 非常贊成) Support	135	26.5
Support somewhat 幾贊成) 贊成	198	38.7
Half-half / Neutral 一半半	74	14.5
Object somewhat 幾反對) Object	55	10.9
Object very much 非常反對) 反對	37	7.3
Don't know/hard to say 唔知/難講	10	2.1
Total 合計	510	100.0

- e. Providing more open space and green parks, including promenades, walking and cycling trails (提供露天空間和綠化公園，包括海濱長廊、步行及單車徑等)

	Frequency 頻數	% of total sample (Base=509) 佔總樣本百分比(基數=509)
Support very much 非常贊成	200	39.3
Support somewhat 幾贊成	187	36.8
Half-half / Neutral 一半半	43	8.4
Object somewhat 幾反對	41	8.1
Object very much 非常反對	33	6.4
Don't know/hard to say 唔知/難講	5	0.9
Total 合計	509	100.0
Missing 缺數	1	

Mean Score Analysis for reclaimed land use alternatives

To facilitate comparison across various reclaimed land use alternatives, mean score analysis has been conducted using a 5-point scale. A score of “5” was assigned to “Support very much”, “4” to “Support somewhat”, “3” to “Half-half / Neutral”, “2” to “Object somewhat”, and “1” to “Object very much”. In other words, the higher the scores, the higher the level of support. The individual scores obtained by each alternative are listed below (in descending order):

		Mean score	Standard error	Base
Qn. How much do you support or object the Government using lands reclaimed recently or in future from the Victoria Harbour for XXX?				
1.	Providing more open space and green parks, including promenades, walking and cycling trails	4.0	0.05	504
2.	Providing the community with cultural, sports and leisure facilities	3.7	0.05	500
3.	Building more roads and flyovers	2.6	0.06	500
4.	Building more government offices and institutional facilities	2.1	0.05	496
5.	Commercial and residential developments	2.0	0.05	500

Table 10 Are you aware that the WKCD site was originally zoned for a green park with cultural facilities as part of the Chek Lap Kok Airport development project?

表十 你是否知道西九龍文娛藝術區本來係劃作興建一個設有文化設施既綠化公園，作為赤鱸角機場發展計劃的其中一個項目？

	Frequency 頻數	% of total sample (Base=510) 佔總樣本百分比(基數=510)
I am aware 知道	210	41.2
I am not aware 不知道	300	58.8
Total 合計	510	100.0

Table 11 Do you support or object to the Government's reverting its original plan of developing WKCD into a green park with cultural facilities? (Interviewers to probe degree)

表十一 你贊成定反對政府返回原先既規劃，把西九龍文娛藝術區發展成為一個設有文化設施既綠化公園？

	Frequency 頻數	% of total sample (Base=509) 佔總樣本百分比(基數=509)
Support very much 非常贊成	171	33.6
Support somewhat 幾贊成	240	47.1
Half-half / Neutral 一半半	41	8.1
Object somewhat 幾反對	25	5.0
Object very much 非常反對	7	1.4
Don't know/hard to say 唔知/難講	24	4.7
Total 合計	509	100.0
Missing 缺數	1	

Table 12 Which of the following two options would you consider more suitable for the West Kowloon Cultural District?

表十二 如果只有兩個選擇，你認為以下哪一個方案較適合西九龍文娛藝術區發展？

	Frequency 頻數	% of total sample (Base=509) 佔總樣本百分比 (基數=509)
Cultural facilities + leisure facilities, including a large green park. 文化設施加消閒設施，包括大型綠化公園	411	80.8
Cultural facilities + residential and commercial development. 文化設施加住宅及商用物業	56	11.1
Does not matter at all 無所謂	28	5.5
None of the above two options 兩者皆不適合	10	1.9
Don't know/hard to say 唔知/難講	4	0.7
Total 合計	509	100.0
Missing 缺數	1	

Table 13 As a general principle, do you support or object to building a grand canopy at the WKCD?

表十三 你在原則上贊成定反對係西九龍文娛藝術區興建一個大型天幕？

	Frequency 頻數	% of total sample (Base=509) 佔總樣本百分比(基數=509)
Support very much 非常贊成	59	11.5
Support somewhat 幾贊成	156	30.7
Half-half / Neutral 一半半	92	18.1
Object somewhat 幾反對	102	20.0
Object very much 非常反對	76	14.9
Don't know/hard to say 唔知/難講	24	4.7
Total 合計	509	100.0
Missing 缺數	1	

Table 14 Do you support or object to building a 30-storey high canopy at the WKCD that covers half of the site and amounting to 20 hectares?

表十四 你贊成定反對係西九龍文娛藝術區興建一個約有三十層高，覆蓋半個西九龍文娛藝術區，並佔地二十畝既天幕？

	Frequency 頻數	% of total sample (Base=509) 佔總樣本百分比(基數=509)
Support very much 非常贊成) Support Support somewhat) 贊成 幾贊成	27 123 95	5.3 24.1 18.8
Half-half / Neutral 一半半	75	14.7
Object somewhat 幾反對) Object Object very much) 反對 非常反對	159 285 126	31.3 56.0 24.7
Don't know/hard to say 唔知/難講	27	5.2
Total 合計	509	100.0
Missing 缺數	1	

Table 15 Do you support or object to building a canopy at the WKCD in excess of HK\$ 40 billion and costing many ten-million dollars of annual maintenance?

表十五 你贊成定反對係西九龍文娛藝術區興建一個預計費用超過四十億港元、每年維修費用數千萬港元既天幕？

	Frequency 頻數	% of total sample (Base=507) 佔總樣本百分比(基數=507)
Support very much 非常贊成) Support Support somewhat) 贊成 幾贊成	13 60 47	2.6 11.9 9.3
Half-half / Neutral 一半半	42	8.2
Object somewhat 幾反對) Object Object very much) 反對 非常反對	163 391 227	32.2 77.0 44.8
Don't know/hard to say 唔知/難講	15	2.9
Total 合計	507	100.0
Missing 缺數	3	

Table 16 Do you support or object to the Government's selling the WKCD site to property developers for commercial and residential developments, in order to fund the cultural facilities and the canopy in WKCD?

表十六 你贊成定反對政府將西九龍文娛藝術區的地皮賣給地產發展商作為商用和住宅物業發展，然後把資金用以興建西九文化設施同埋天幕？

	Frequency 頻數	% of total sample (Base=508) 佔總樣本百分比(基數=508)
Support very much 非常贊成	34	6.8
Support somewhat 幾贊成	88	17.4
Half-half / Neutral 一半半	66	12.9
Object somewhat 幾反對	140	27.6
Object very much 非常反對	159	31.3
Don't know/hard to say 唔知/難講	20	4.0
Total 合計	508	100.0
Missing 缺數	2	

Table 17 Do you think the WKCD planning and development should be best handled by: [Read out the three answers, order to be randomized by computer, single response only.]

表十七 你覺得西九龍文娛藝術區的計劃和發展最好由以下邊一個單位負責：【讀出3項答案，次序由電腦隨機排列，只選一項】

	Frequency 頻數	% of total sample (Base=507) 佔總樣本百分比(基數=507)
An independent cultural authority (quasi-government with good representations from public) 有公眾代表參與既獨立監管機構	252	49.6
Government agencies such as the sports, cultural and leisure departments 政府負責文娛康體既部門	201	39.6
Private property developers 私人發展商	31	6.1
Others 其他	5	1.1
Don't know/hard to say 唔知/難講	18	3.6
Total 合計	507	100.0
Missing 缺數	3	

Table 18 Overall, to what extent do you consider the Hong Kong SAR Government has respected public views regarding the development of WKCD?

表十八 整體來說，就西九龍文娛藝術區既發展，你認為香港特區政府有幾尊重民意？

	Frequency 頻數	% of total sample (Base=510) 佔總樣本百分比(基數=510)
Respected very much 非常尊重	22	4.3
Respected somewhat 幾尊重	111	21.7
Half-half/Neutral 一半半	212	41.6
Not quite respected 幾不尊重	110	21.6
Not respected at all 非常不尊重	161	31.5
Don't know/hard to say 唔知/難講	26	5.2
Total 合計	510	100.0

Appendix 3

Demographics

Demographics

被訪者個人背景資料

The raw data collected have been weighted according to preliminary figures obtained from the Census and Statistics Department regarding the gender-age distribution of the Hong Kong population in mid-2005.

有關調查數字已經按照政府統計處提供之 2005 年中全港人口年齡及性別分佈初步統計數字，以「加權」方法作出調整。

Table 19 Gender

表十九 性別

	<u>Raw figure</u> 原始樣本		<u>Weighted figure</u> 加權樣本	
	Frequency 頻數	Percentage 百分比	Frequency 頻數	Percentage 百分比
Male 男	223	43.7	241	47.2
Female 女	287	56.3	269	52.8
Total 合計	510	100.0	510	100.0

Table 20 Education Attainment

表二十 教育程度

	<u>Raw figure</u> 原始樣本		<u>Weighted figure</u> 加權樣本	
	Frequency 頻數	Percentage 百分比	Frequency 頻數	Percentage 百分比
Primary or below 小學或以下	96	18.9	101	19.9
Secondary 中學	274	53.8	271	53.1
Tertiary or above 大專或以上	139	27.3	138	27.0
Total 合計	509	100.0	509	100.0
Missing 缺數	1		1	

Table 21 Age Group

表二十一 年齡組別

	<u>Raw figure</u> 原始樣本		<u>Weighted figure</u> 加權樣本	
	Frequency 頻數	Percentage 百分比	Frequency 頻數	Percentage 百分比
18-20 years old (歲)	46	9.0	24	4.6
21-29 years old (歲)	80	15.7	76	14.9
30-39 years old (歲)	86	16.9	107	21.0
40-49 years old (歲)	126	24.7	124	24.2
50-59 years old (歲)	83	16.3	82	16.2
60 years old or above (60歲或以上)	89	17.5	97	19.0
Total 合計	510	100.0	510	100.0

Table 22 Occupation

表二十二 職業

	<u>Raw figure</u> 原始樣本		<u>Weighted figure</u> 加權樣本	
	Frequency 頻數	Percentage 百分比	Frequency 頻數	Percentage 百分比
Administrators and Professionals 行政及專業人員	118	23.2	128	25.2
Clerks and Service workers 文職及服務人員	99	19.4	102	20.1
Labourers 勞動工人	68	13.4	75	14.8
Students 學生	51	10.0	31	6.1
Full time housewife 全職主婦	86	16.9	80	15.8
Others 其他	87	17.1	92	18.0
Total 合計	509	100.0	509	100.0
Missing 缺數	1		1	

Table 23 Monthly Family Income

表二十三 家庭每月總收入

	<u>Raw figure</u> 原始樣本		<u>Weighted figure</u> 加權樣本	
	Frequency 頻數	Percentage 百分比	Frequency 頻數	Percentage 百分比
Less than \$25,000 不足\$25,000	257	51.6	256	51.5
\$25,000 - \$49,999	147	29.5	150	30.1
\$50,000 - \$119,999	41	8.2	43	8.6
\$120,000 or above \$120,000 或以上	16	3.2	16	3.3
Don't know/hard to say 唔知/難講	37	7.4	33	6.6
Total 合計	498	100.0	498	100.0
Missing 缺數	12		12	

Appendix 4

Bilingual Questionnaire

**THE UNIVERSITY OF HONG KONG
PUBLIC OPINION PROGRAMME
香港大學民意研究計劃**

**Planning for West Kowloon and the Harbour Front Public Opinion Survey
西九龍及海旁計劃民意調查**

**Telephone Survey Questionnaire
電話調查問卷**

(Final Version by HKUPOP)

**11 January, 2006
2006年1月11日**

**Part 1 General Environment of Hong Kong
第一部分 整體環境**

1. How healthy or unhealthy would you say Hong Kong's living environment is?
(Interviewers to probe degree)
你覺得香港既整體居住環境有幾健康或者不健康？〔訪問員追問程度〕

Very healthy	非常健康
Quite healthy	幾健康
Half/half	一半半
Quite unhealthy	幾唔健康/唔係幾健康
Very unhealthy	非常唔健康
Don't know/hard to say	唔知/難講
Refuse to answer	拒答

2. Do you think Hong Kong has sufficient open space and green parks in the urban area for healthy living? (Interviewers to probe degree)
你覺得香港都市地區是否有足夠既露天空間同埋綠化公園讓市民享受健康生活？〔訪問員追問程度〕

Very sufficient	非常足夠
Quite sufficient	幾足夠
Half/half	一半半
Quite insufficient	幾唔足夠/唔係幾足夠
Very insufficient	非常唔足夠
Don't know/hard to say	唔知/難講
Refuse to answer	拒答

3. In terms of open space and green parks in the urban area, do you think Hong Kong is better or poorer than other major international cities like New York, London, Vancouver, Sydney, and so on? (Interviewers to probe degree)
以都市地區露天空間和綠化公園的狀況而論，你認為的香港與其他主要國際城市比較，例如紐約、倫敦、溫哥華、悉尼等，屬於好 D 定係差 D？〔訪問員追問程度〕

Far better	好好多
Somewhat better	好少少
Not much difference/they are similar	一般/差不多
Somewhat poorer	差少少
Far poorer	差好多
Don't know/hard to say	唔知/難講
Refuse to answer	拒答

4. In terms of open space and green parks in the urban area, do you think Hong Kong is better or poorer than major Chinese cities like Guangzhou, Shanghai, Beijing, and so on? (Interviewers to probe degree)
以都市地區露天空間和綠化公園的狀況而論，你認為的香港與其他主要中國城市比較，例如廣州、上海、北京等，屬於好 D 定係差 D？〔訪問員追問程度〕

Far better	好好多
Somewhat better	好少少
Not much difference/they are similar	一般/差不多
Somewhat poorer	差少少
Far poorer	差好多
Don't know/hard to say	唔知/難講
Refuse to answer	拒答

5. How much do you like or dislike Hong Kong to develop into an environmentally friendly green city? (Interviewers to probe degree)
你對香港發展成為一個環保綠色城市有幾喜歡或者不喜歡？〔訪問員追問程度〕

Like it very much	非常喜歡
Quite like it	幾喜歡
Half/half	一半半
Don't like it	幾唔喜歡/唔係幾喜歡
Don't like it at all	非常唔喜歡
Don't know/hard to say	唔知/難講
Refuse to answer	拒答

Part 2 Victoria Harbour Development

第二部分 維港發展

[Remarks: The order of Q7-Q11 will be randomized for different questionnaires.]

[註：第 7 至 11 題在各張問卷出現的次序將由電腦隨機排列]

6. Do you think existing Victoria Harbour reclamation is too much, too little or appropriate?

你覺得現時香港從維港填海得出黎既地方屬於太多、太少抑或恰到好處？

Too much	太多
Appropriate	恰到好處
Too little	太少
Don't know/hard to say	唔知/難講
Refuse to answer	拒答

7. How much do you support or object the Government using lands reclaimed recently or in future from the Victoria Harbour for commercial and residential developments? (Interviewers to probe degree)

你有幾贊成或者反對政府將近年及未來從維港填海得出既空地，用作商業及住宅發展用途？〔訪問員追問程度〕

Support very much	非常贊成
Support somewhat	幾贊成
Half-half / Neutral	一半半
Object somewhat	幾反對
Object very much	非常反對
Don't know / Hard to say	唔知/難講
Refuse to answer	拒答

8. How much do you support or object the Government using lands reclaimed recently or in future from the Victoria Harbour for building more roads and flyovers? (Interviewers to probe degree)

你有幾贊成或者反對政府將近年及未來從維港填海得出既空地，用作興建道路同埋天橋？〔訪問員追問程度〕

Support very much	非常贊成
Support somewhat	幾贊成
Half-half / Neutral	一半半
Object somewhat	幾反對
Object very much	非常反對
Don't know / Hard to say	唔知/難講
Refuse to answer	拒答

9. How much do you support or object the Government using lands reclaimed recently or in future from the Victoria Harbour for building more government offices and institutional facilities? (Interviewers to probe degree)

你有幾贊成或者反對政府將近年及未來從維港填海得出既空地，用作興建政府辦公室同埋機構設施？〔訪問員追問程度〕

Support very much	非常贊成
Support somewhat	幾贊成
Half-half / Neutral	一半半
Object somewhat	幾反對
Object very much	非常反對
Don't know / Hard to say	唔知/難講
Refuse to answer	拒答

10. How much do you support or object the Government using lands reclaimed recently or in future from the Victoria Harbour for providing the community with cultural, sports and leisure facilities? (Interviewers to probe degree)

你有幾贊成或者反對政府將近年及未來從維港填海得出既空地，用作提供文化、運動同埋消閒設施？〔訪問員追問程度〕

Support very much	非常贊成
Support somewhat	幾贊成
Half-half / Neutral	一半半
Object somewhat	幾反對
Object very much	非常反對
Don't know / Hard to say	唔知/難講
Refuse to answer	拒答

11. How much do you support or object the Government using lands reclaimed recently or in future from the Victoria Harbour for providing more open space and green parks, including promenades, walking and cycling trails? (Interviewers to probe degree)

你有幾贊成或者反對政府將近年及未來從維港填海得出既空地，用作提供露天空間同埋綠化公園，包括海濱長廊、步行及單車徑等？〔訪問員追問程度〕

Support very much	非常贊成
Support somewhat	幾贊成
Half-half / Neutral	一半半
Object somewhat	幾反對
Object very much	非常反對
Don't know / Hard to say	唔知/難講
Refuse to answer	拒答

Part 3 West Kowloon Cultural District

第三部分 西九龍文娛藝術區

12. Are you aware that the WKCD site was originally zoned for a green park with cultural facilities as part of the Chek Lap Kok Airport development project?

你是否知道西九龍文娛藝術區本來係劃作興建一個設有文化設施既綠化公園，作為赤鱘角機場發展計劃的其中一個項目？

I am aware	知道
I am not aware	不知道
Refuse to answer	拒答

13. Do you support or object to the Government's reverting its original plan of developing WKCD into a green park with cultural facilities? (Interviewers to probe degree)

你贊成定反對政府返回原先既規劃，把西九龍文娛藝術區發展成為一個設有文化設施既綠化公園？〔訪問員追問程度〕

Support very much	非常贊成
Support somewhat	幾贊成
Half-half / Neutral	一半半
Object somewhat	幾反對
Object very much	非常反對
Don't know / Hard to say	唔知/難講
Refuse to answer	拒答

14. Which of the following two options would you consider more suitable for the West Kowloon Cultural District?

如果只有兩個選擇，你認為以下哪一個方案較適合西九龍文娛藝術區既發展？

Cultural facilities + leisure facilities, including a large green park.	文化設施加消閒設施，包括大型綠化公園
Cultural facilities + residential and commercial development.	文化設施加住宅及商用物業
Does not matter at all	無所謂
None of the above two options	兩者皆不適合
Don't know/Hard to say	唔知/難講
Refuse to answer	拒答

15. As a general principle, do you support or object to building a grand canopy at the WKCD? (Interviewers to probe degree)

你在原則上贊成定反對係西九龍文娛藝術區興建一個大型天幕？〔訪問員追問程度〕

Support very much	非常贊成
Support somewhat	幾贊成
Half-half / Neutral	一半半
Object somewhat	幾反對
Object very much	非常反對
Don't know / Hard to say	唔知/難講
Refuse to answer	拒答

16. Do you support or object to building a 30-storey high canopy at the WKCD that covers half of the site and amounting to 20 hectares? (Interviewers to probe degree)

你贊成定反對係西九龍文娛藝術區興建一個約有三十層高，覆蓋半個西九龍文娛藝術區，並佔地二十畝既天幕？〔訪問員追問程度〕

Support very much	非常贊成
Support somewhat	幾贊成
Half-half / Neutral	一半半
Object somewhat	幾反對
Object very much	非常反對
Don't know / Hard to say	唔知/難講
Refuse to answer	拒答

17. Do you support or object to building a canopy at the WKCD in excess of HK\$ 40 billion and costing many ten-million dollars of annual maintenance? (Interviewers to probe degree)

你贊成定反對係西九龍文娛藝術區興建一個預計費用超過四十億港元、每年維修費用數千萬港元既天幕？〔訪問員追問程度〕

Support very much	非常贊成
Support somewhat	幾贊成
Half-half / Neutral	一半半
Object somewhat	幾反對
Object very much	非常反對
Don't know / Hard to say	唔知/難講
Refuse to answer	拒答

18. Do you support or object to the Government's selling the WKCD site to property developers for commercial and residential developments, in order to fund the cultural facilities and the canopy in WKCD? (Interviewers to probe degree)

你贊成定反對政府將西九龍文娛藝術區的地皮賣給地產發展商作為商用和住宅物業發展，然後把資金用以興建西九文化設施同埋天幕？〔訪問員追問程度〕

Support very much	非常贊成
Support somewhat	幾贊成
Half-half / Neutral	一半半
Object somewhat	幾反對
Object very much	非常反對
Don't know / Hard to say	唔知/難講
Refuse to answer	拒答

19. Do you think the WKCD planning and development should be best handled by: [Read out the three answers, order to be randomized by computer, single response only.]

你覺得西九龍文娛藝術區的計劃和發展最好由以下邊一個單位負責：【讀出 3 項答案，次序由電腦隨機排列，只選一項】

An independent cultural authority (quasi-government with good representations from public)

Government agencies such as the sports, cultural and leisure departments

Private property developers

Others (pls specify)

Don't know / Hard to say

Refuse to answer

有公眾代表參與既獨立監管機構

政府負責文娛康體既部門

私人發展商

其他 (請註明)

唔知/難講

拒答

20. Overall, to what extent do you consider the Hong Kong SAR Government has respected public views regarding the development of WKCD? (Interviewers to probe degree)

整體來說，就西九龍文娛藝術區既發展，你認為香港特區政府有幾尊重民意？

〔訪問員追問程度〕

Respected very much	非常尊重
Respected somewhat	幾尊重
Half-half/Neutral	一半半
Not quite respected	幾不尊重
Not respected at all	非常不尊重
Don't know/Hard to say	唔知/難講
Refuse to answer	拒答

Part 4 Demographics

第四部分 個人資料

21. 性別 (Gender)

男 (Male)

女 (Female)

22. 年齡 (Age)

(準確數字)

23. 教育程度 (Education Attainment)

小學或以下 (Primary or below)

中學 (Secondary)

預科 (Matriculated)

專上非學位 (Tertiary, non-degree course)

專上學位 (Tertiary, degree course)

研究院或以上 (Postgraduate or above)

拒答 (Refuse to answer)

24. 職業 (Occupation)

經理及行政人員 (Managers and administrators)

專業人員 (Professionals)

輔助專業人員 (Associate professionals)

文員 (Clerks)

服務工作及商店銷售人員 (Service workers and shop sales workers)

漁農業熟練工人 (Skilled agricultural and fishery workers)

手工藝及有關人員 (Craft and related workers)

機台及機器操作員及裝配員 (Plant and machine operators and assemblers)

非技術工人 (Non-skilled workers)

學生 (Students)

家庭主婦 (Housewives)

不能辨別 (Unclassified)

其他(包括失業、已退休、及其他非在職者) Others (unemployed, retired, etc.)

拒答 (Refuse to answer)

25. 你家庭每月既總收入大約是: (Monthly Family Income)

不足\$25,000 (less than \$25,000)

\$25,000 至 \$49,999

\$50,000 至 \$119,999

\$120,000 或以上 (\$120,000 or above)

唔知/難講 (Don't know/hard to say)

拒答 (Refuse to answer)

******* End of Questionnaire *******

******* 問卷完 *******



香港大學民意研究計劃
The University of Hong Kong
Public Opinion Programme

《西九龍及維港發展計劃》 民意調查結果

鍾庭耀博士

2006年1月23日

本報告內一切內容與香港大學立場無關，內容由民意研究計劃主任鍾庭耀博士負責。

簡報大綱

- 研究背景及調查方法
- 調查結果：
 - 香港居住環境的健康程度
 - 市民對維港發展的意見
 - 市民對西九龍文娛藝術區發展的意見
- 總結
- 被訪者個人背景資料

研究背景

- 「香港更美好」及「共創我們的海港區」於2005年11月委託香港大學民意研究計劃進行《西九龍及維港發展計劃》民意調查，以了解市民對西九龍及維港發展計劃的意願及期望。
- 調查由香港大學民意研究計劃獨立設計及進行，結果由港大民研計劃全面負責。
- 調查問卷由民研計劃諮詢「香港更美好」及「共創我們的海港區」後獨立設計，所有操作、數據收集及分析均不受任何機構影響。

樣本資料

訪問日期：2006年1月12日至18日

訪問對象：年齡為18歲或以上操粵語、國語或英語的香港居民

調查方法：由訪問員直接進行電話訪問，訪問員在成功接觸目標住戶後，再從住戶內符合條件的成員中以出生日期抽取一人接受訪問。

樣本資料

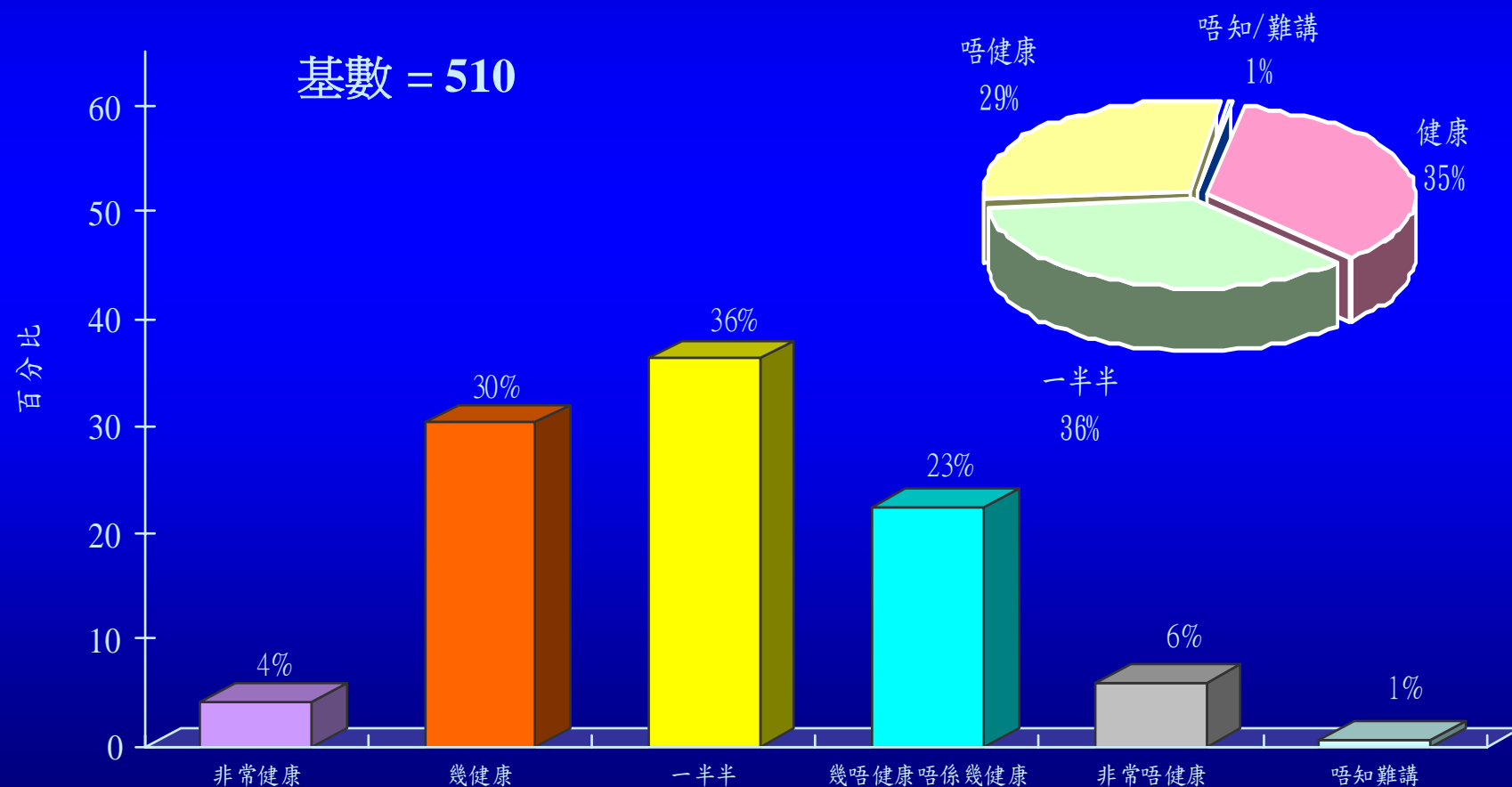
樣本數目：**510** 個成功個案

回應比率：**59.6%** (以符合資格的目標對象計算)

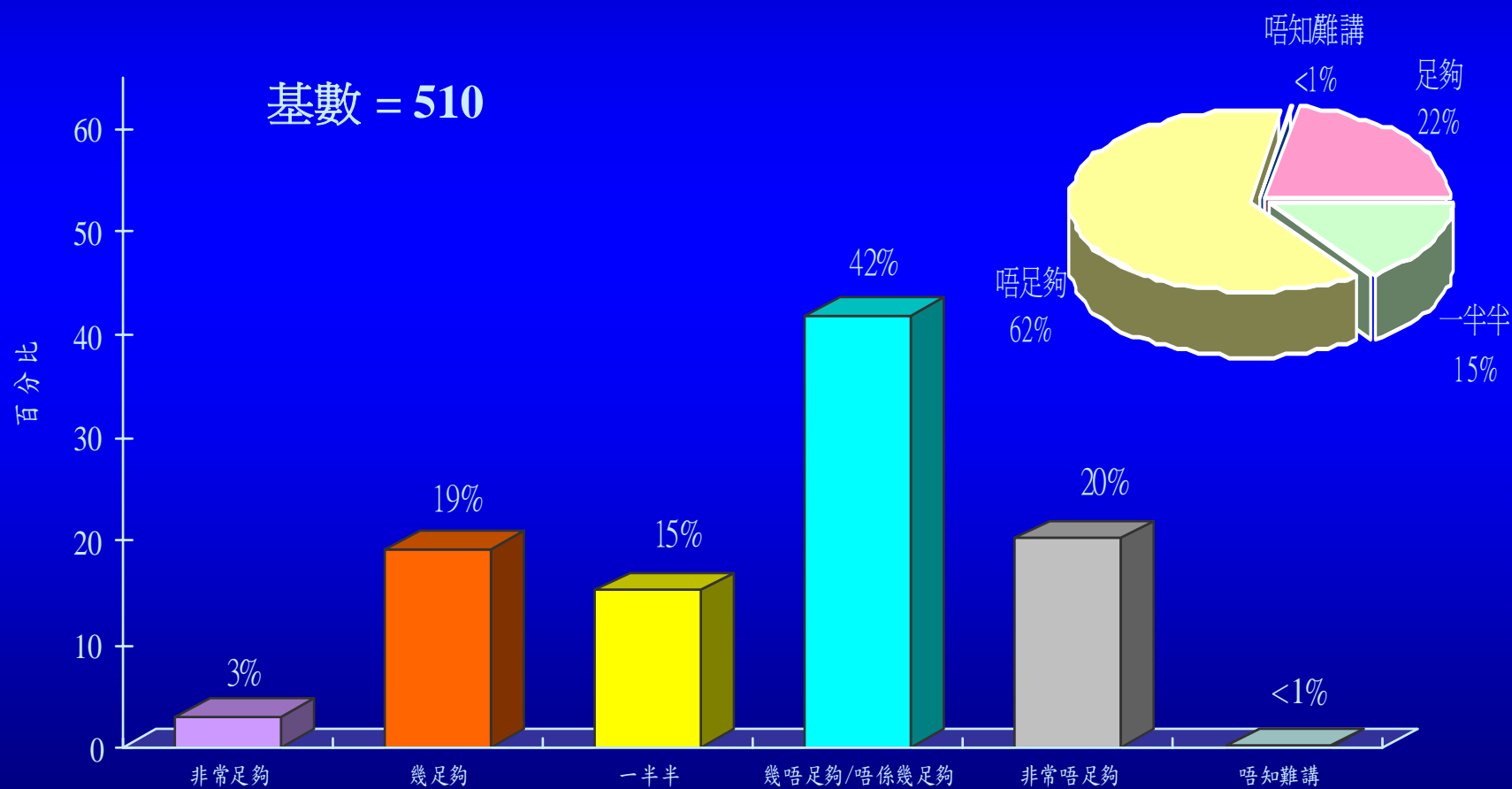
抽樣誤差：少於**+/-2.2%**

數據調整：調查數字已經按照政府統計處提供
2005年中全港人口年齡及性別分佈
初步統計數字，以「加權」方法作出調整。

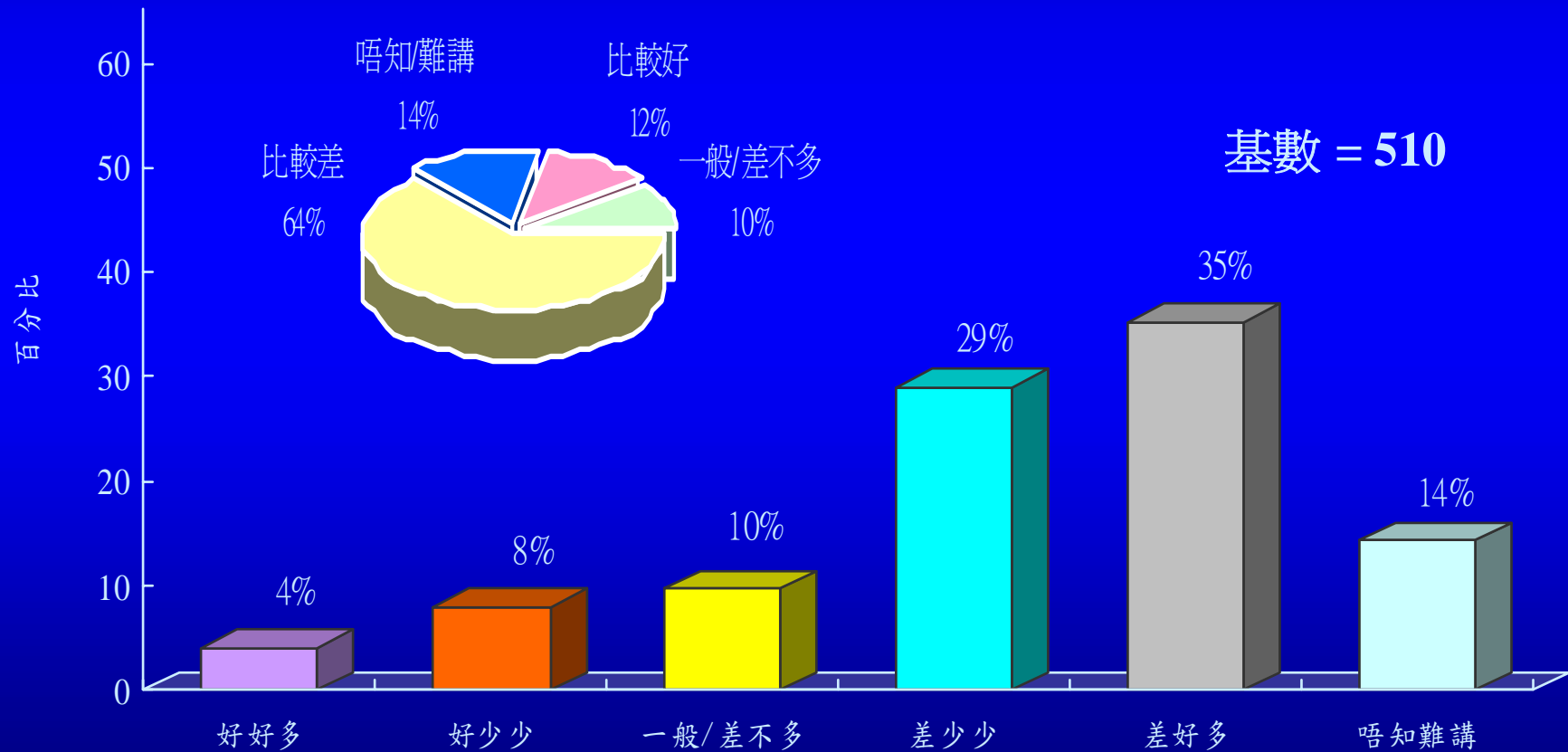
你覺得香港既整體居住環境 有幾健康或者不健康？



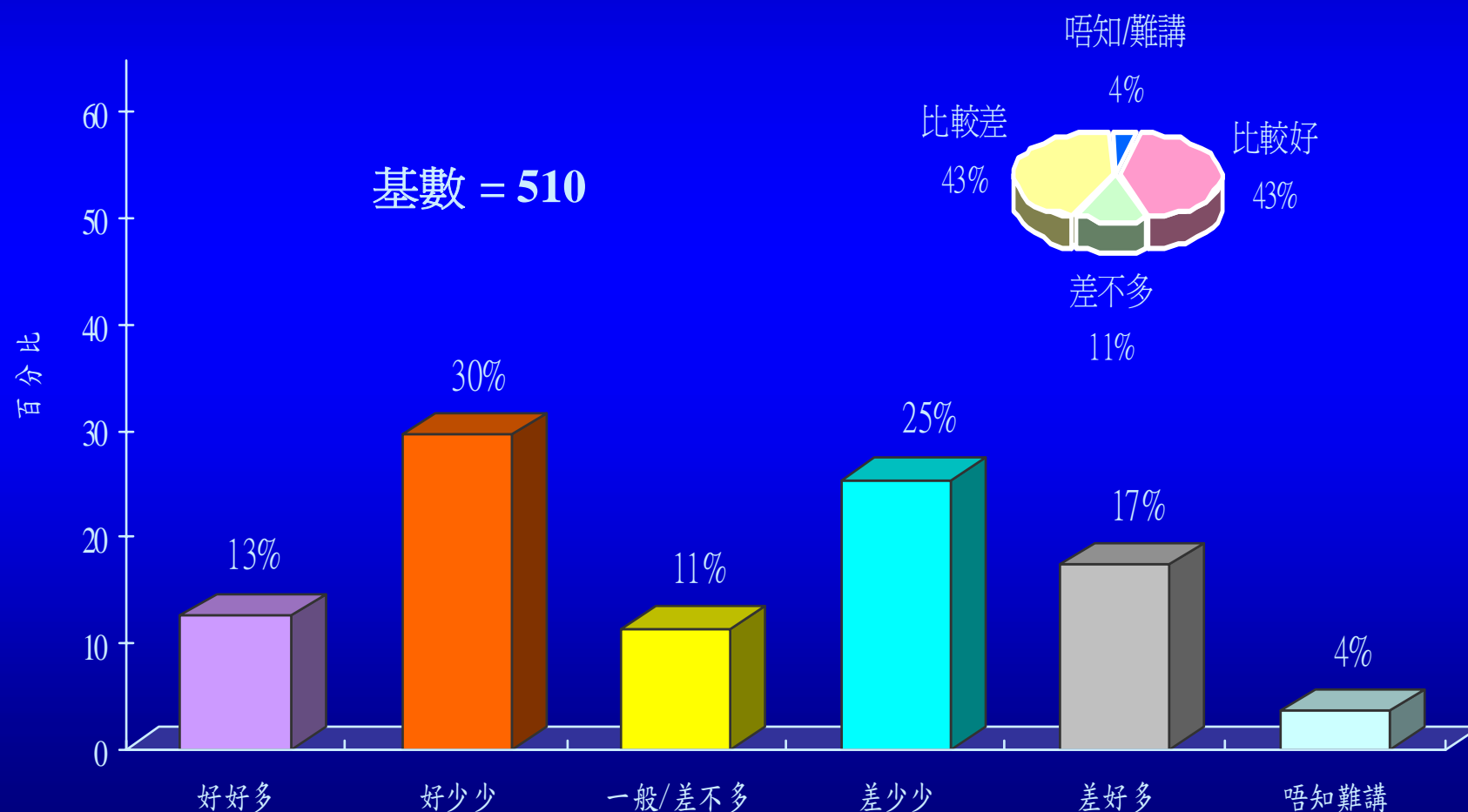
你覺得香港都市地區是否有足夠既露天空間 同埋綠化公園讓市民享受健康生活？



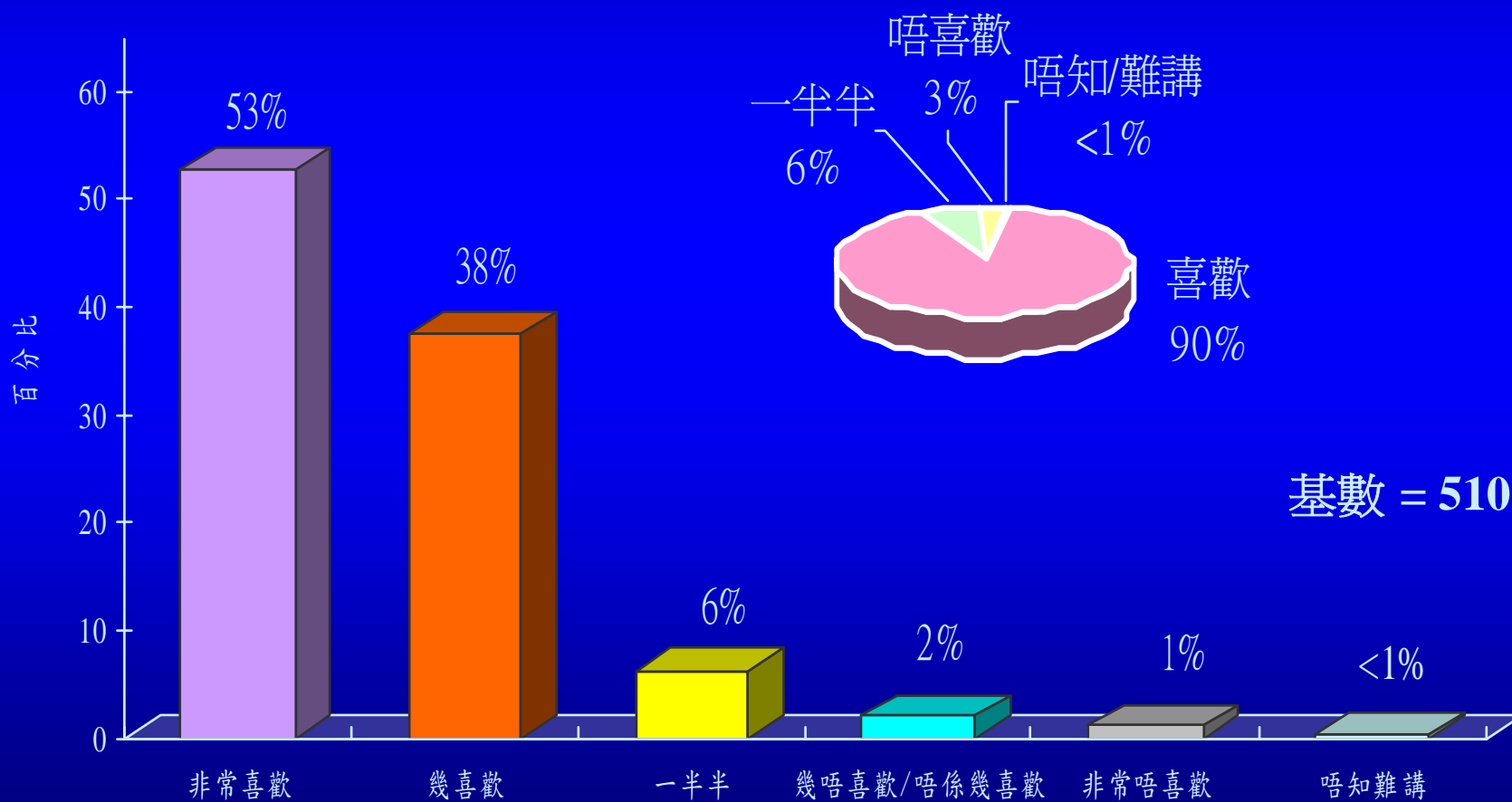
以都市地區露天空間和綠化公園的狀況而論，
你認為香港與其他主要國際城市比較，例如紐約、
倫敦、溫哥華、悉尼等，屬於好D定係差D？



以都市地區露天空間和綠化公園的狀況而論，
你認為的香港與其他主要中國城市比較，例如
廣州、上海、北京等，屬於好D定係差D？

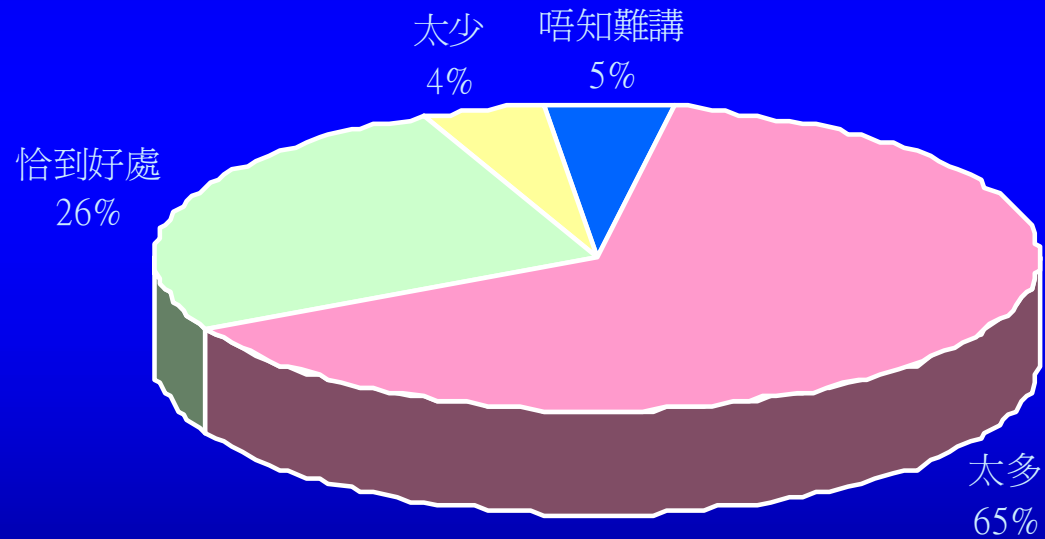


你對香港發展成為一個環保綠色城市 有幾喜歡或者不喜歡？



你覺得現時香港從維港填海得出黎既地方 屬於太多、太少抑或恰到好處？

基數 = 510



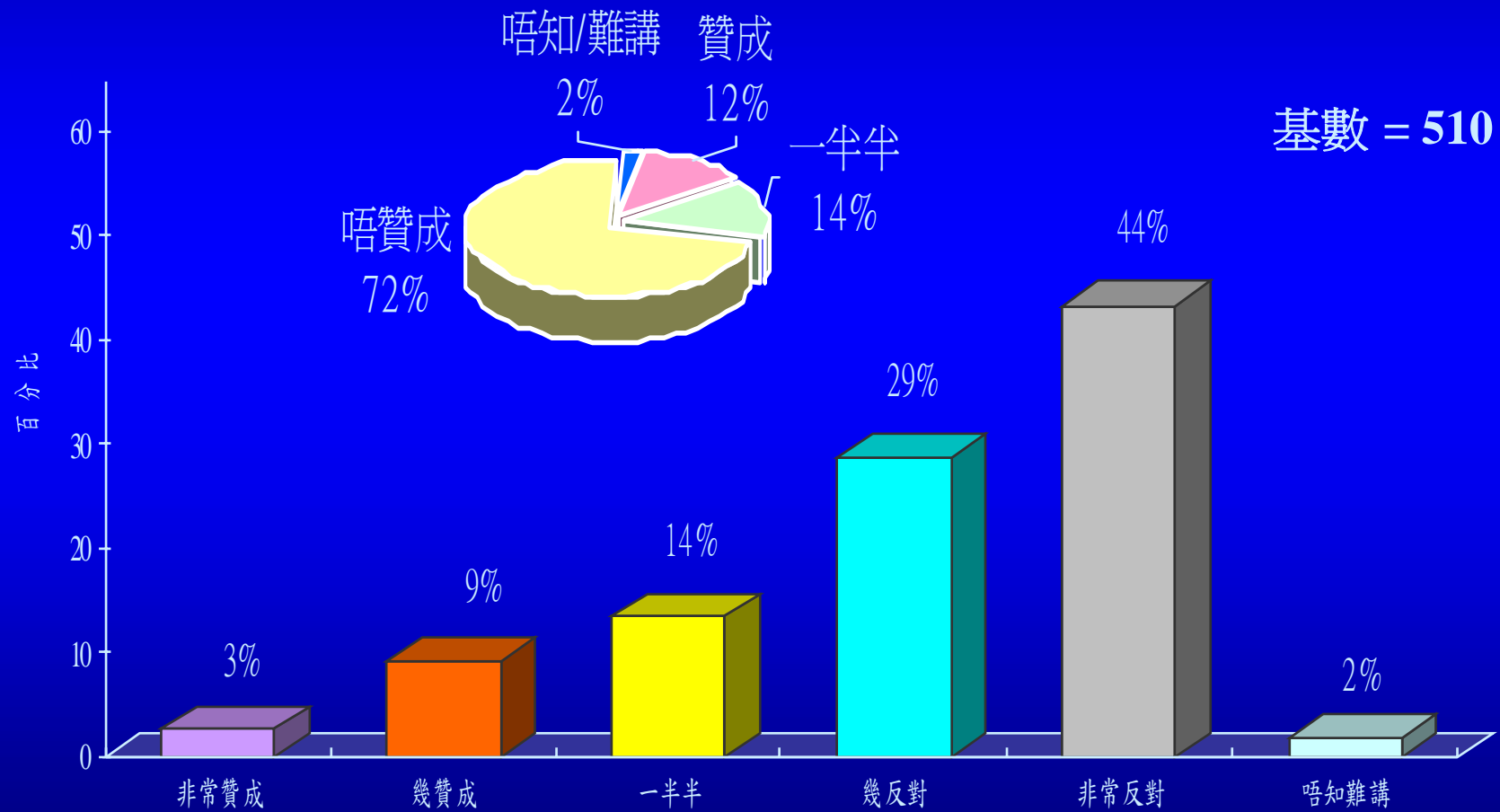
你有幾贊成或者反對政府將近年及未來

從維港填海得出既空地，用作：

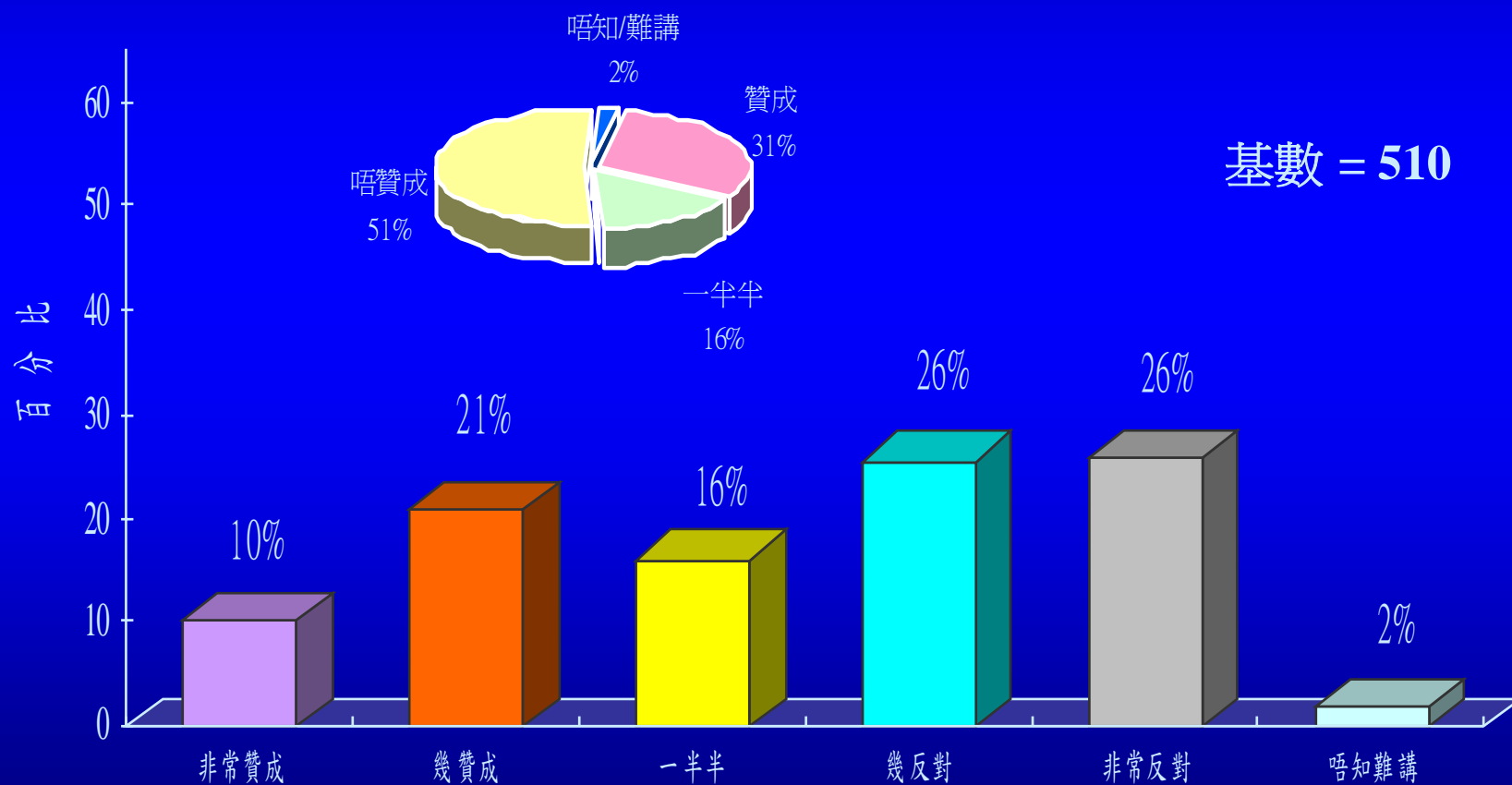
- 商業及住宅發展用途？
- 興建道路和天橋？
- 興建政府辦公室和機構設施？
- 提供文化、運動和消閒設施？
- 提供露天空間和綠化公園，包括海濱長廊、步行及單車徑等？

*訪問時以上項目在各張問卷出現的次序由電腦隨機安排

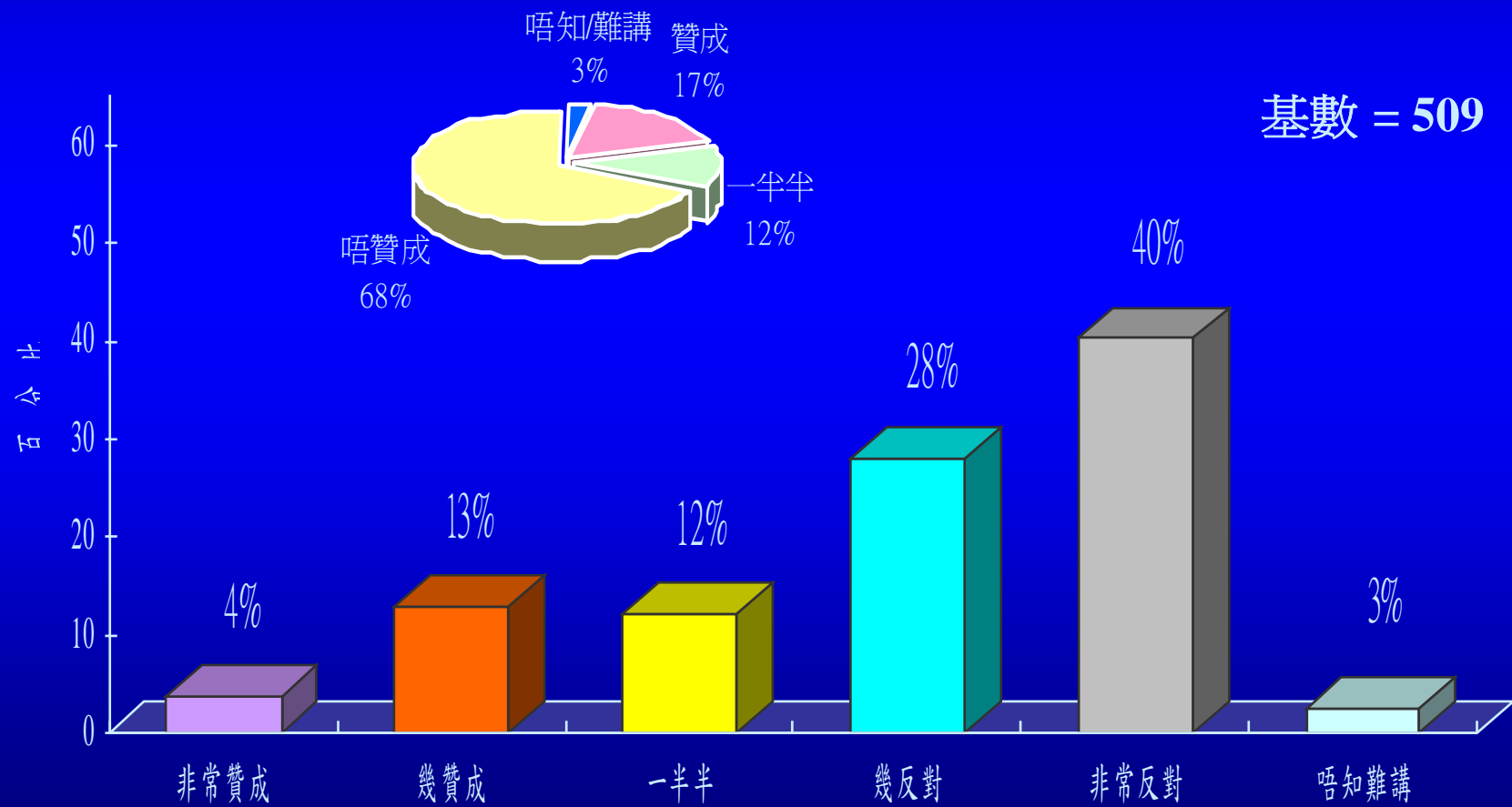
商業及住宅發展用途



興建道路和天橋

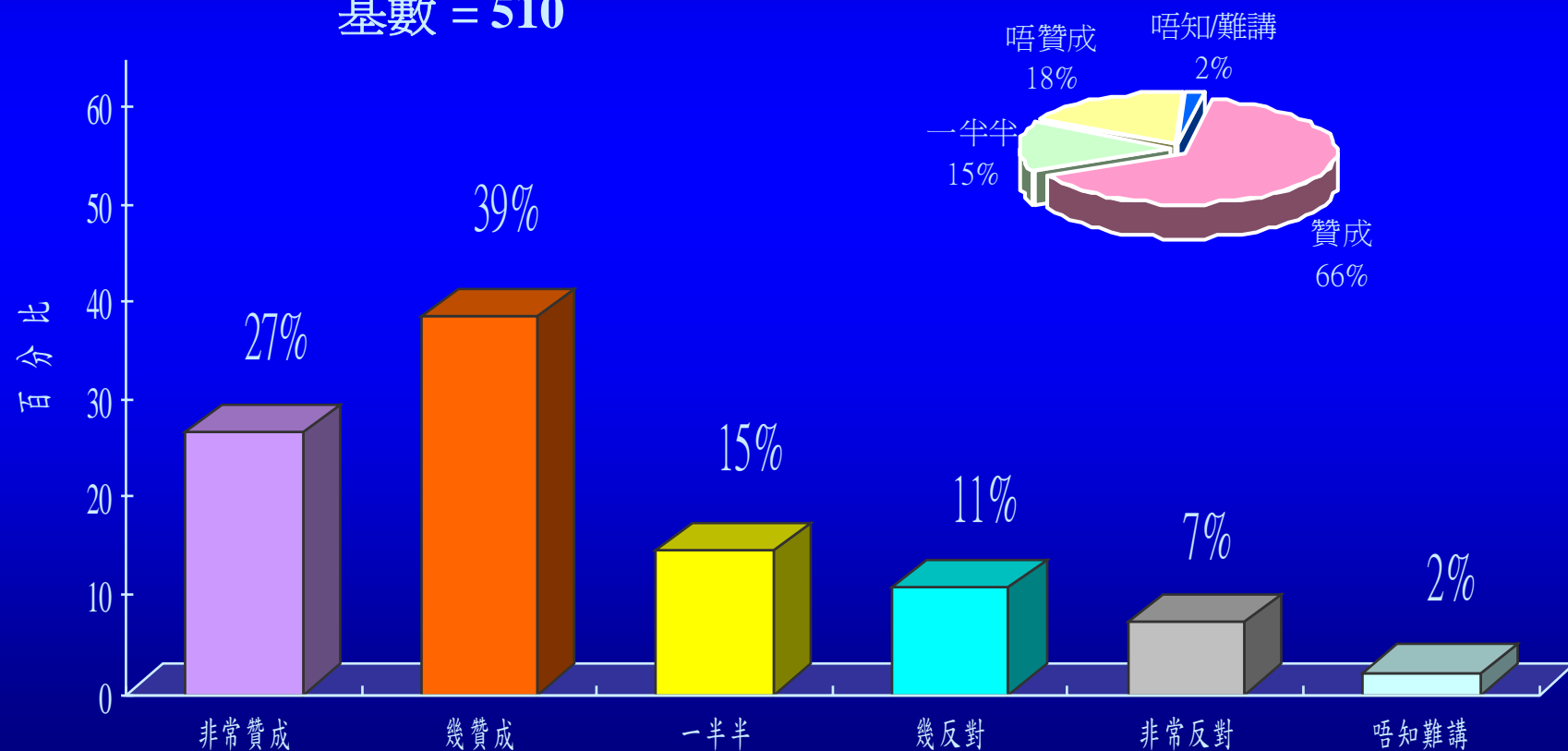


興建政府辦公室和機構設施

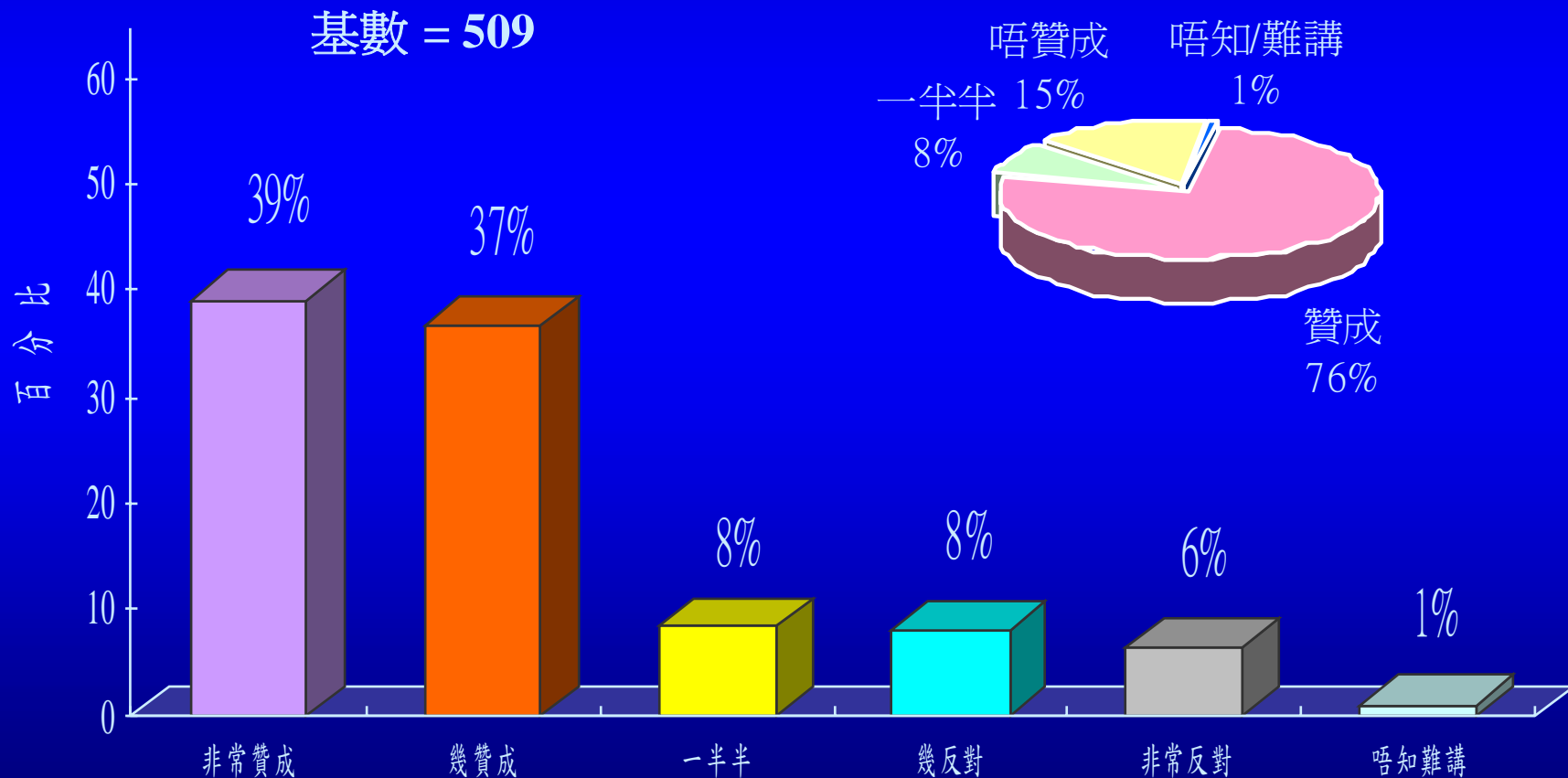


提供文化、運動和消閒設施

基數 = 510



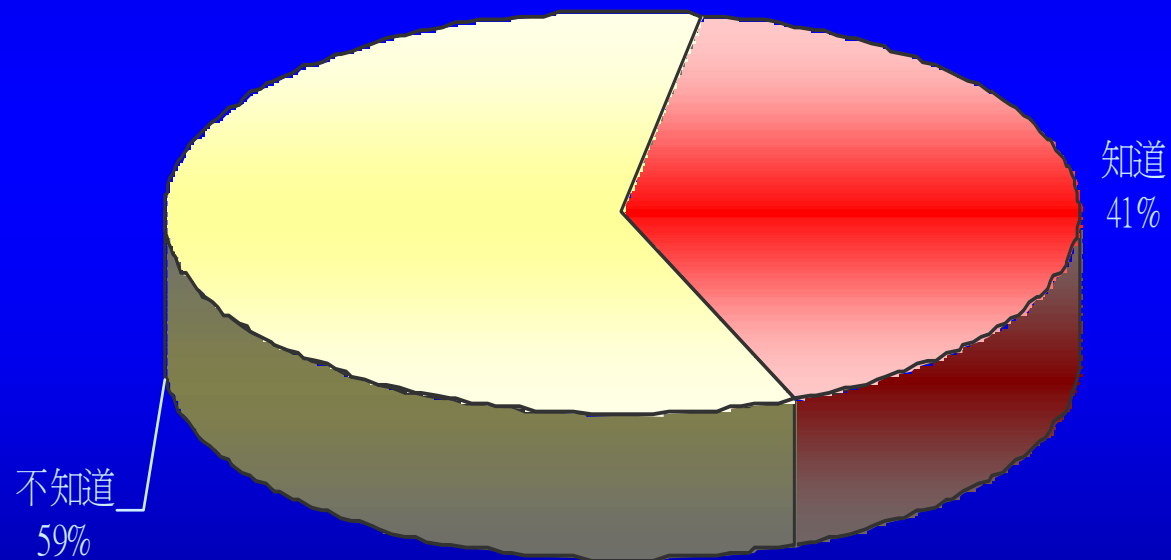
提供露天空間和綠化公園，包括 海濱長廊、步行及單車徑等



按平均數排列

項目按次序排列 (平均數由大至少排列)	平均數	誤差	基數
1 提供露天空間和綠化公園, 包括海濱長廊、步行及單車徑等	4.0	0.05	504
2 提供文化、運動和消閒設施	3.7	0.05	500
3 興建道路和天橋	2.6	0.06	500
4 興建政府辦公室和機構設施	2.1	0.05	496
5 商業及住宅發展用途	2.0	0.05	500

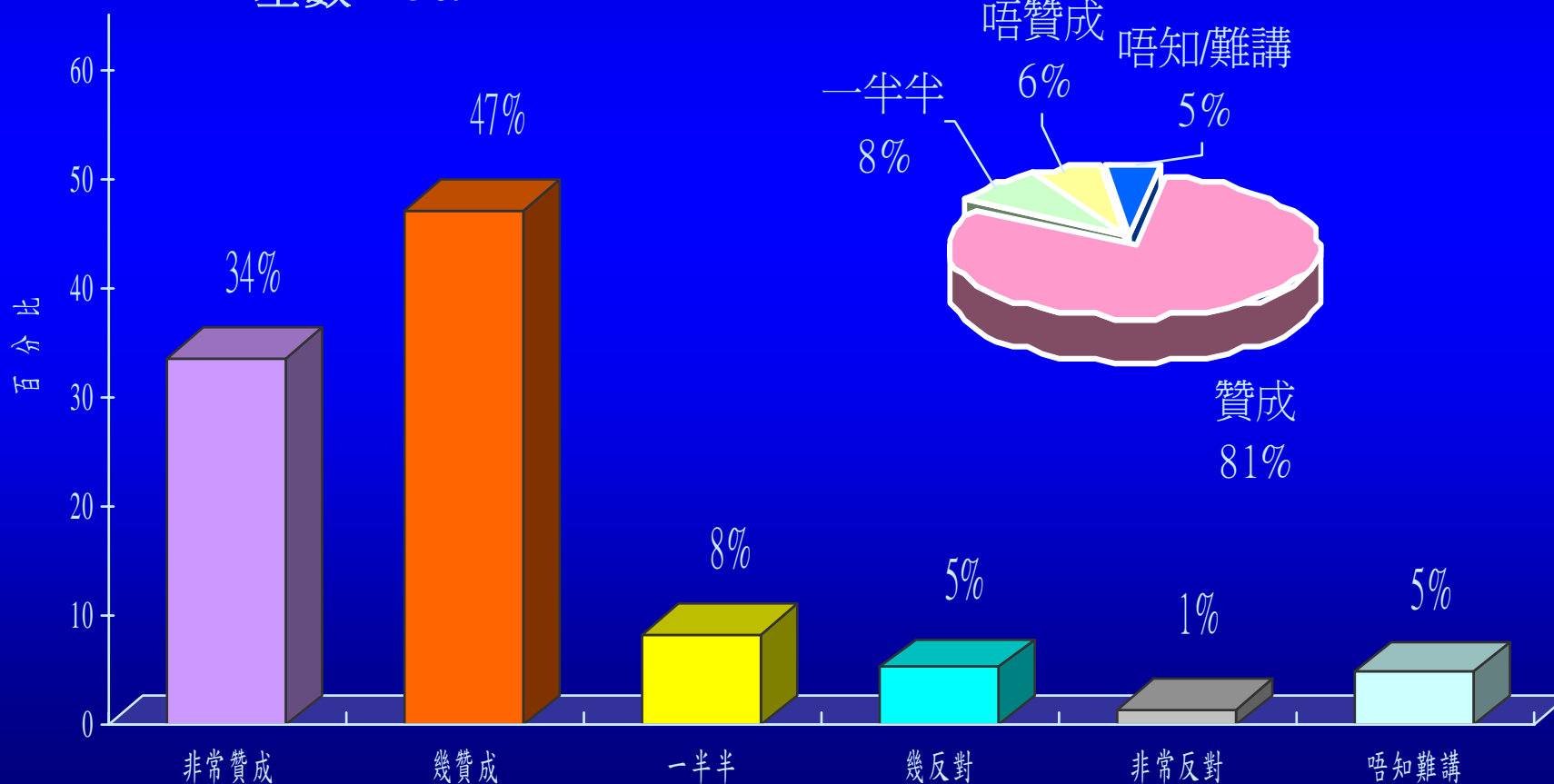
你是否知道西九龍文娛藝術區本來係劃作興建
一個設有文化設施既綠化公園，作為赤鱘角
機場發展計劃的其中一個項目？



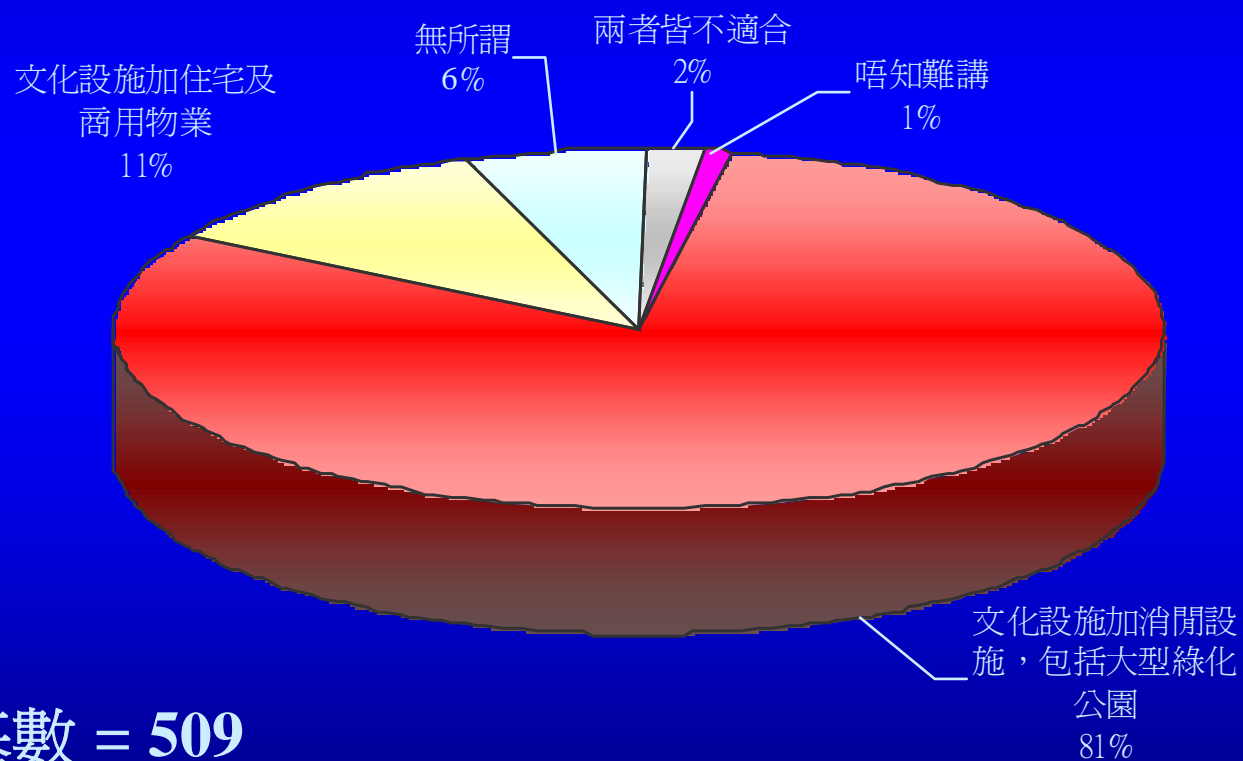
基數 = 510

你贊成定反對政府返回原先既規劃，把西九龍文娛藝術區發展成為一個設有文化設施既綠化公園？

基數 = 509

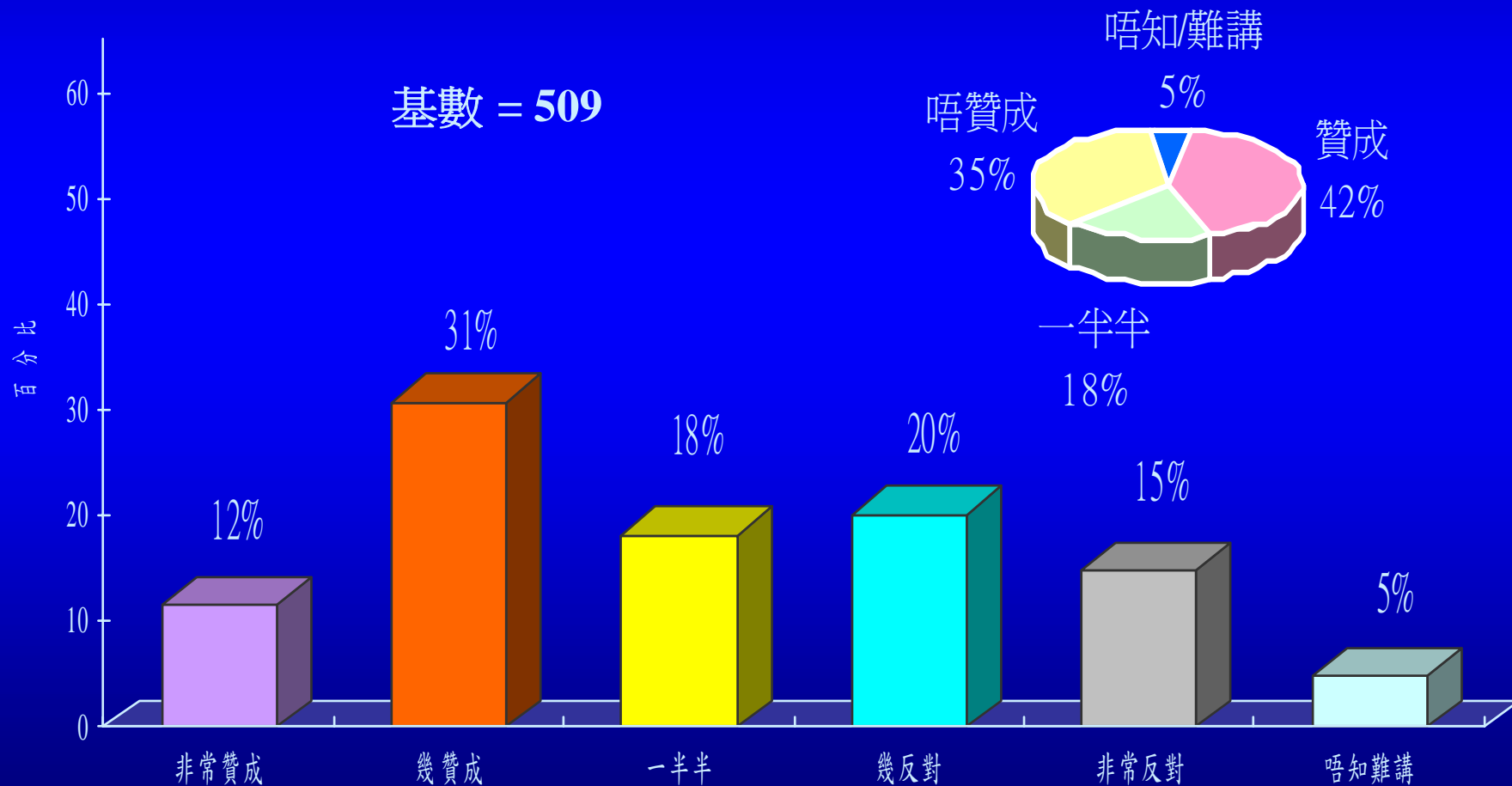


如果只有兩個選擇，你認為以下哪一個方案較適合西九龍文娛藝術區既發展？

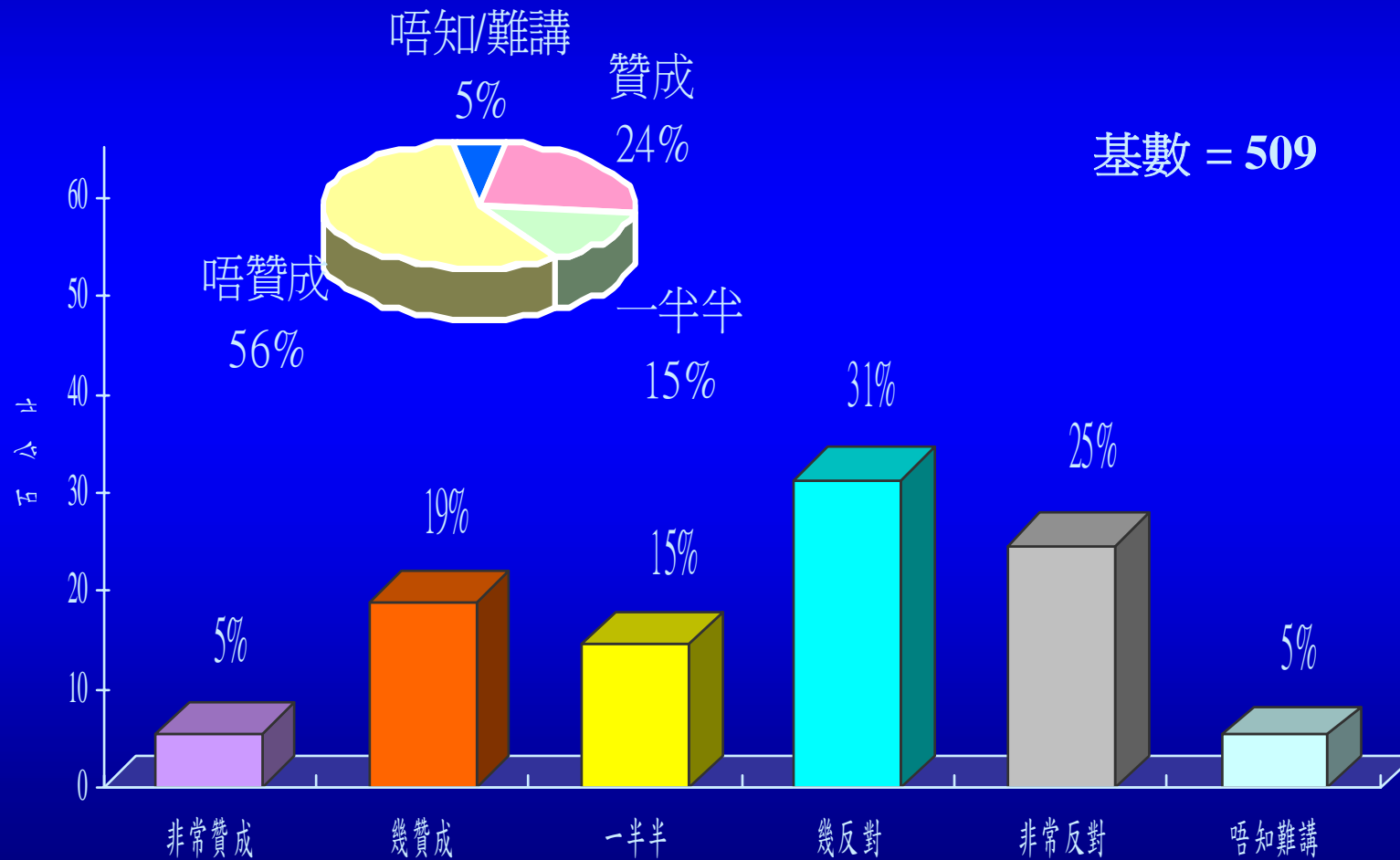


基數 = 509

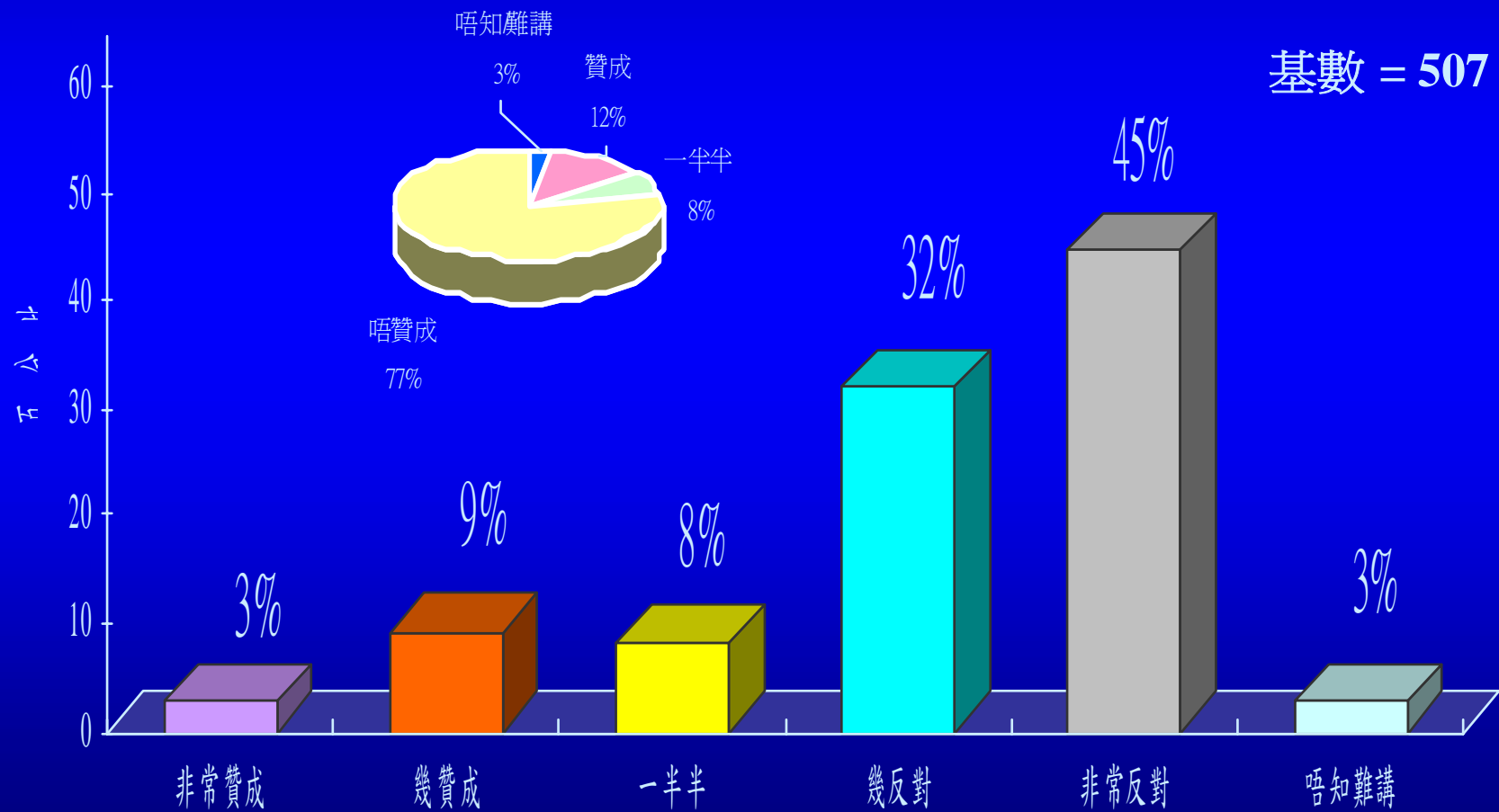
你在原則上贊成定反對係西九龍文娛藝術區興建一個大型天幕？



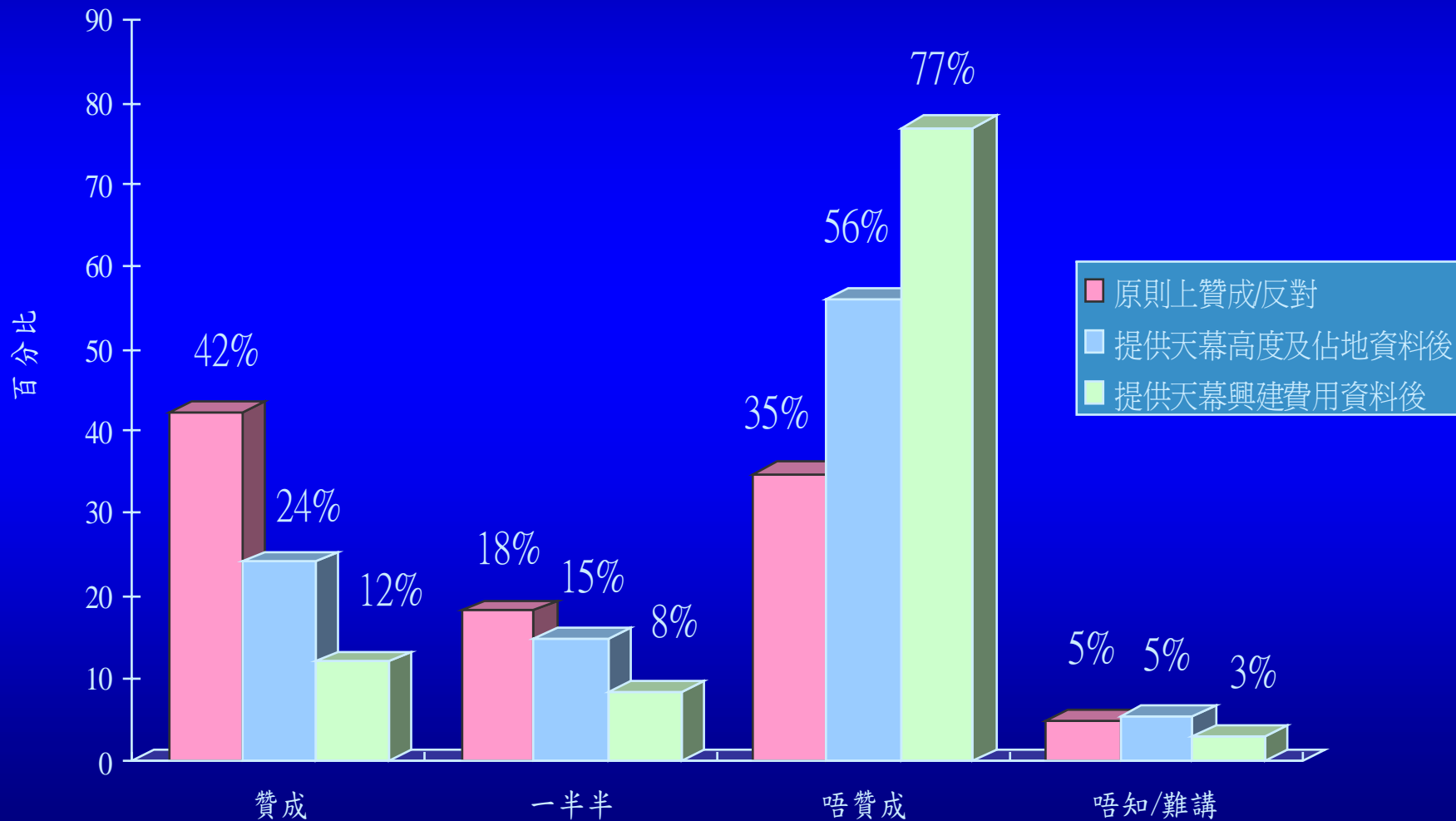
你贊成定反對係西九龍文娛藝術區興建一個約有三十層高，覆蓋半個西九龍文娛藝術區，並佔地二十畝既天幕？



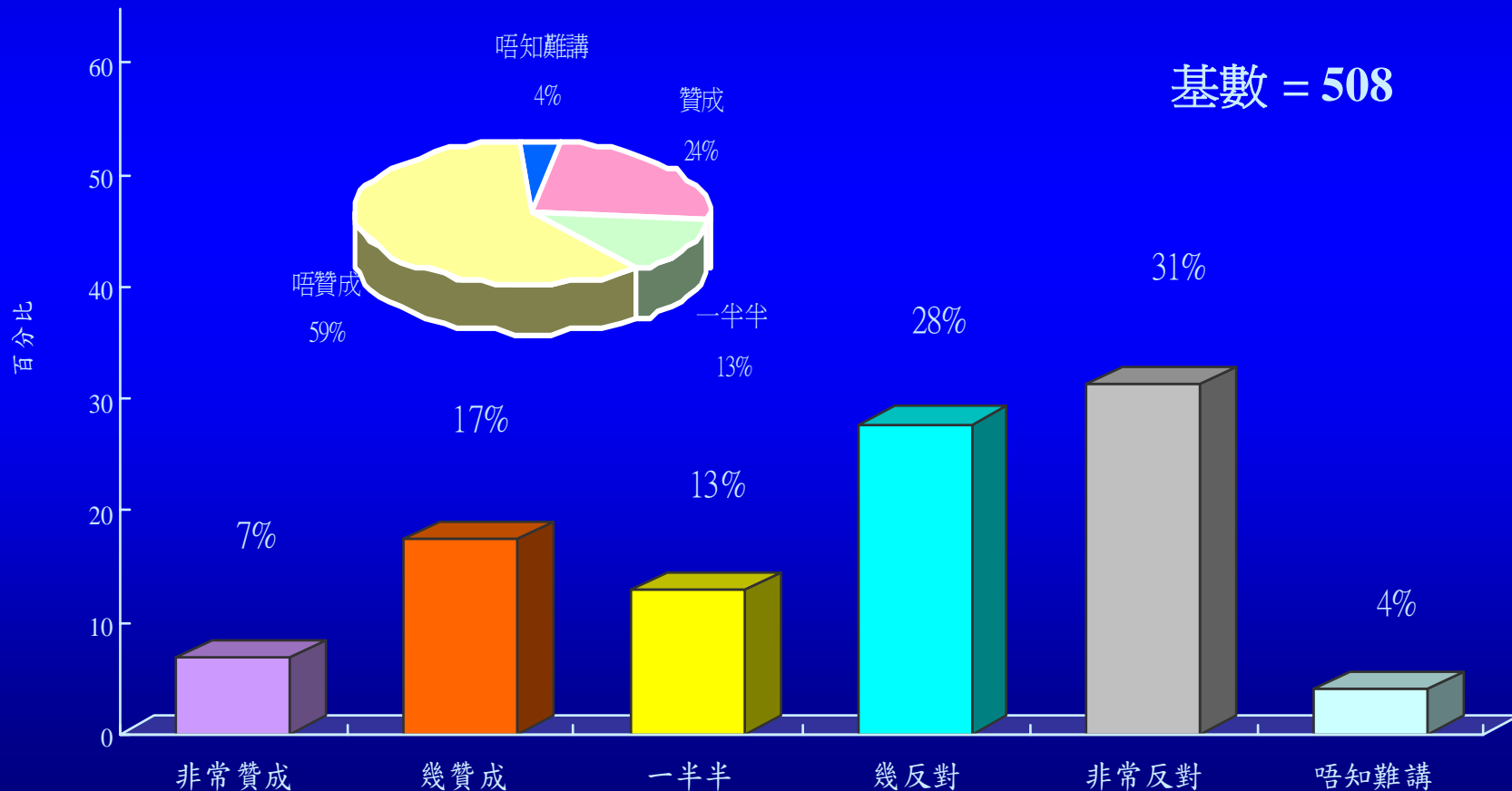
你贊成定反對係西九龍文娛藝術區興建一個預計費用超過四十億港元、每年維修費用數千萬港元既天幕？



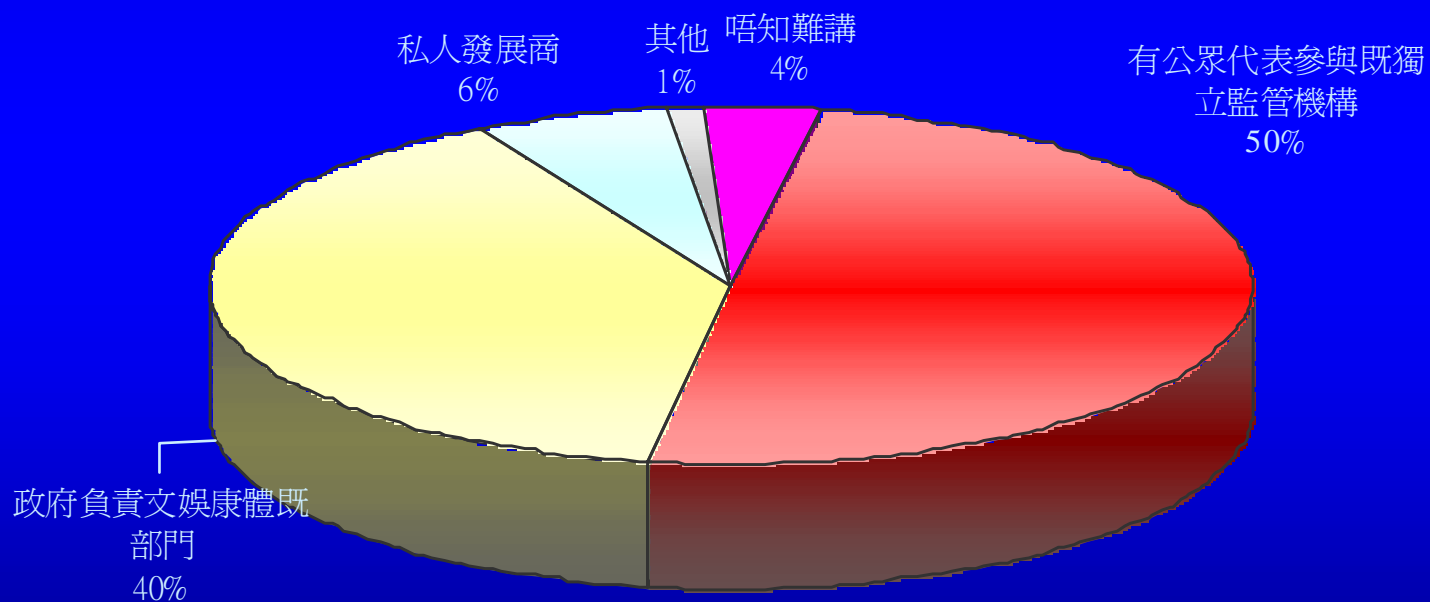
總結關於興建天幕意見



你贊成定反對政府將西九龍文娛藝術區的地皮賣給地產發展商作為商用和住宅物業發展，然後把資金用以興建西九文化設施同埋天幕？

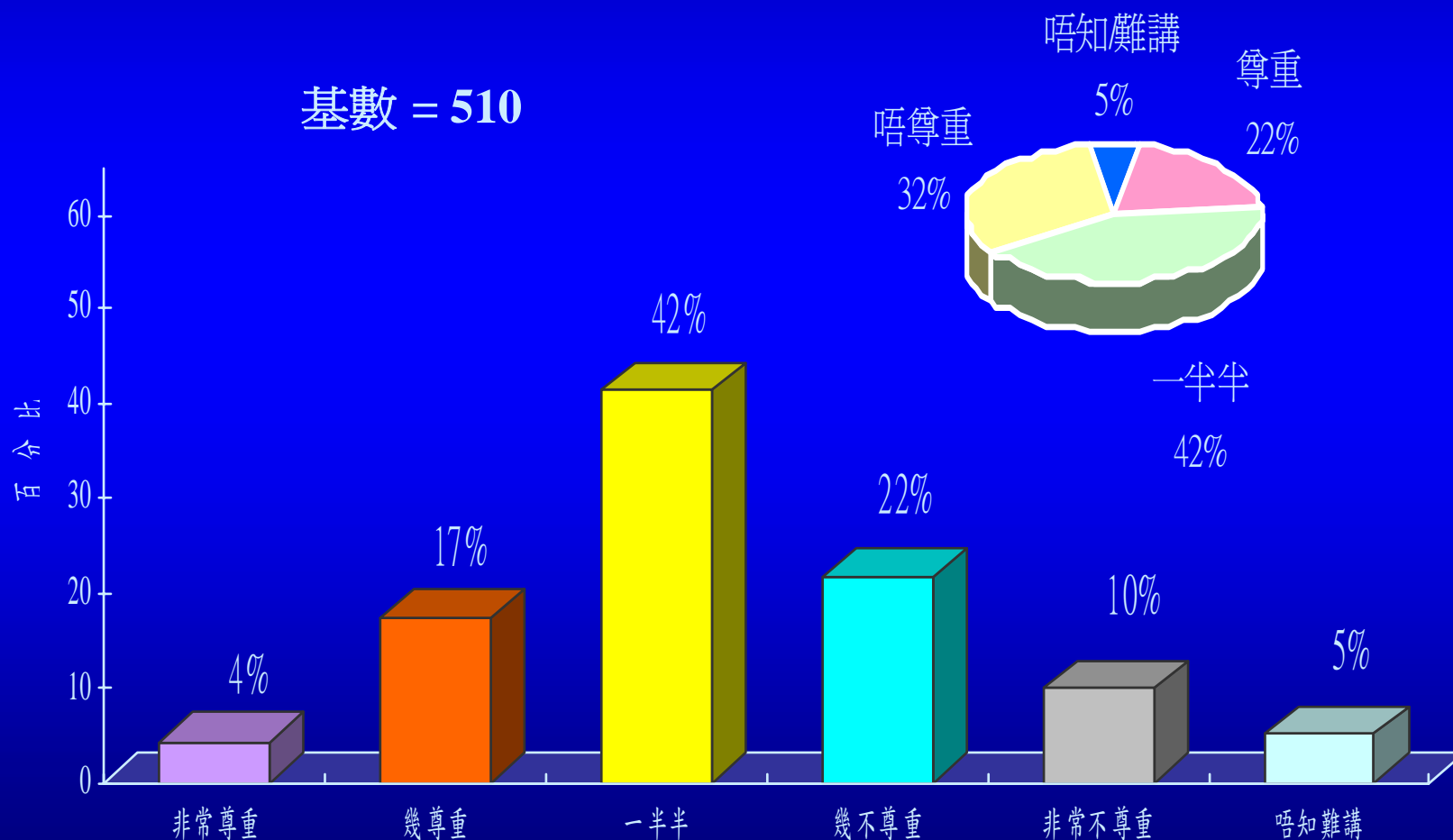


你覺得西九龍文娛藝術區的計劃和發展最好 由以下邊一個單位負責？



基數 = 507

整體來說，就西九龍文娛藝術區既發展， 你認為香港特區政府有幾尊重民意？



總結

整體環境方面

- 認為香港的整體居住環境屬於健康及不健康的比率是35%：29%，36%則認為是一半半。
- 62%認為香港露天空間和綠化公園不足，64%認為香港不及其他國際城市，認為香港比中國主要城市較佳及較差的則各有四成左右。
- 90%希望香港可以發展成為一個環保綠色城市。

總結

維港發展方面

- 65%認為現時維港填海太多，26%認為恰到好處。
- 對政府將近年及未來從維港填海得出空地的用途，超過76%支持用作提供露天空間和綠化公園，包括海濱長廊、步行及單車徑等，是五項選擇中最被大眾支持的建議。而用作商業及住宅發展用途則排列最後，有72%反對。

總結

西九龍文娛藝術區方面

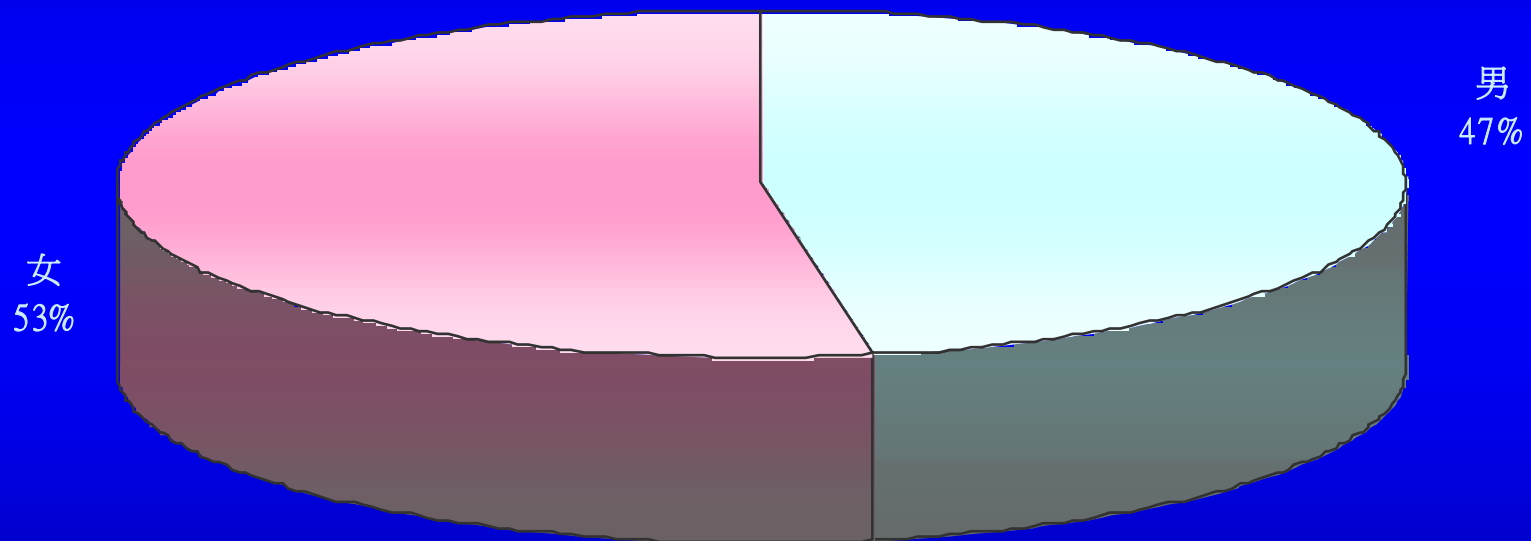
- 81%贊成把西九還原劃作興建一個設有文化設施的綠化公園。
- 42%原則上贊成興建天幕，但當得悉具體設計和費用後，支持比率跌至12%。
- 59%反對政府把西九地皮賣給地產發展商作為商用和住宅物業發展，然後把資金用以興建西九文化設施和天幕。50%認為西九龍計劃應由有公眾代表參與的獨立監管機構負責。
- 22%認為政府在西九的發展是尊重民意。

整體結論

- 從香港市民的角度看，香港的居住環境和綠化程度遠遠不及其他國際城市，充其量只能與中國城市比較。
- 就維多利亞港的發展和西九龍文娛藝術區的規劃，政府的發展方向和方案與市民的要求相去甚遠。

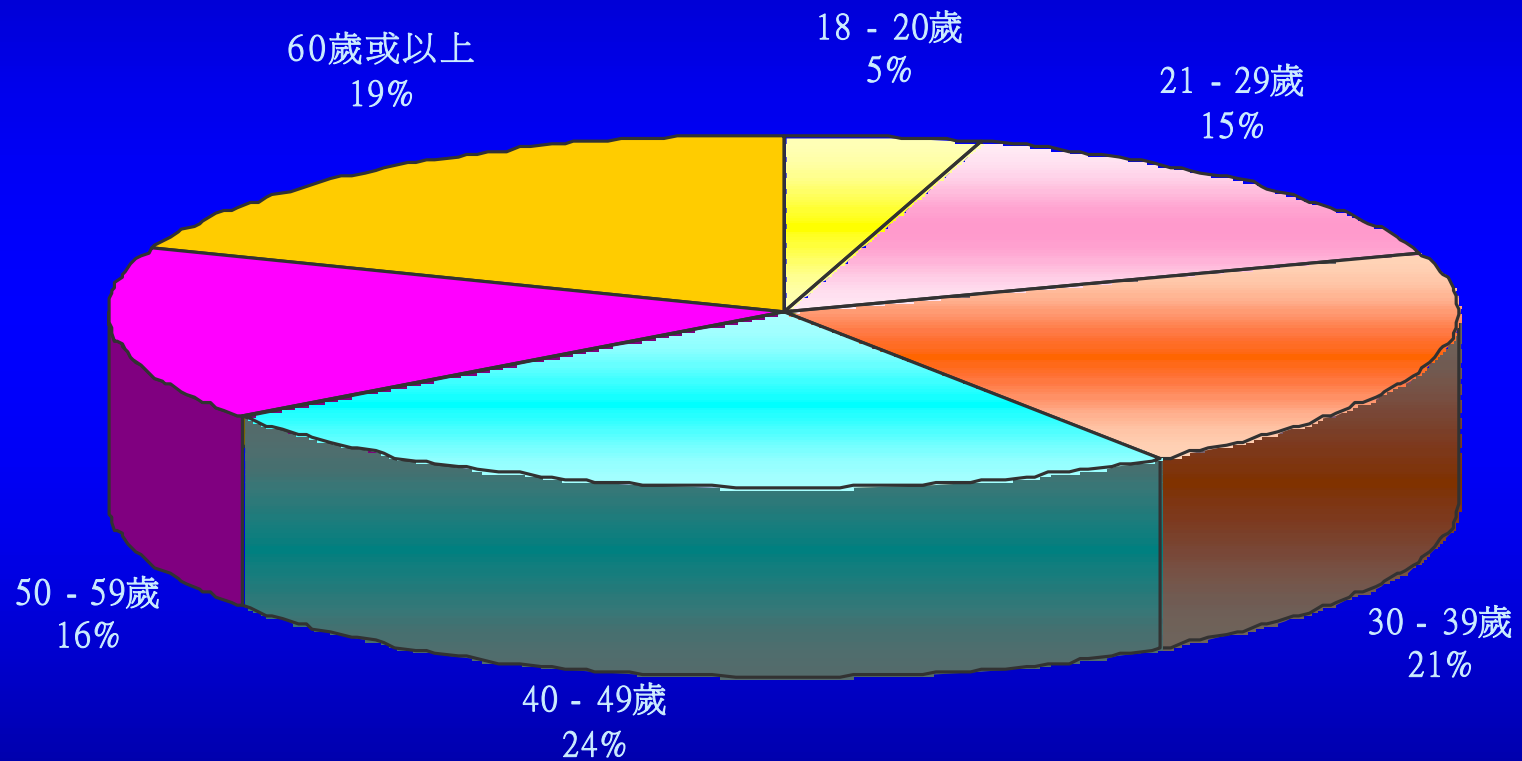
被訪者個人
背景資料

性別



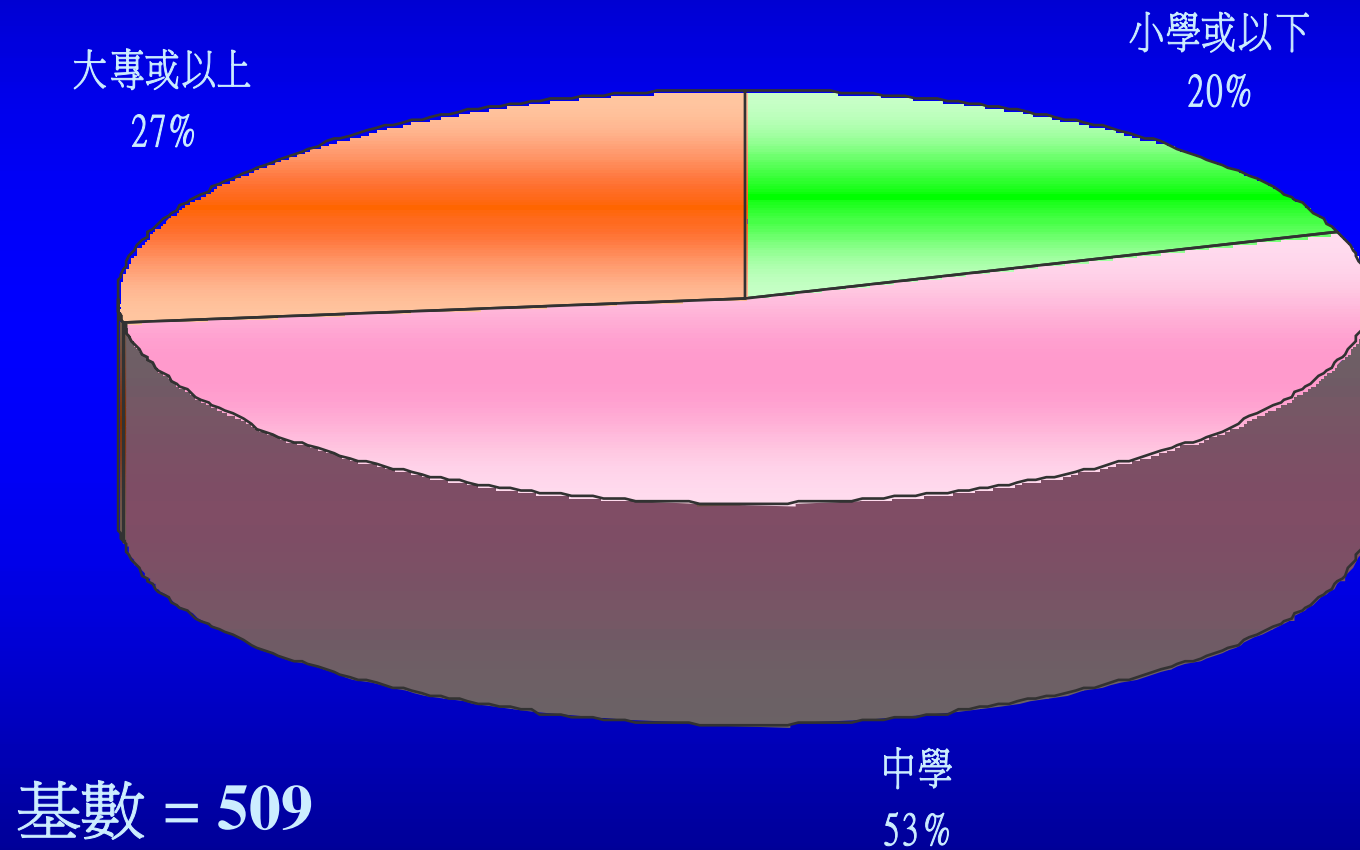
基數 = 510

年齡組別

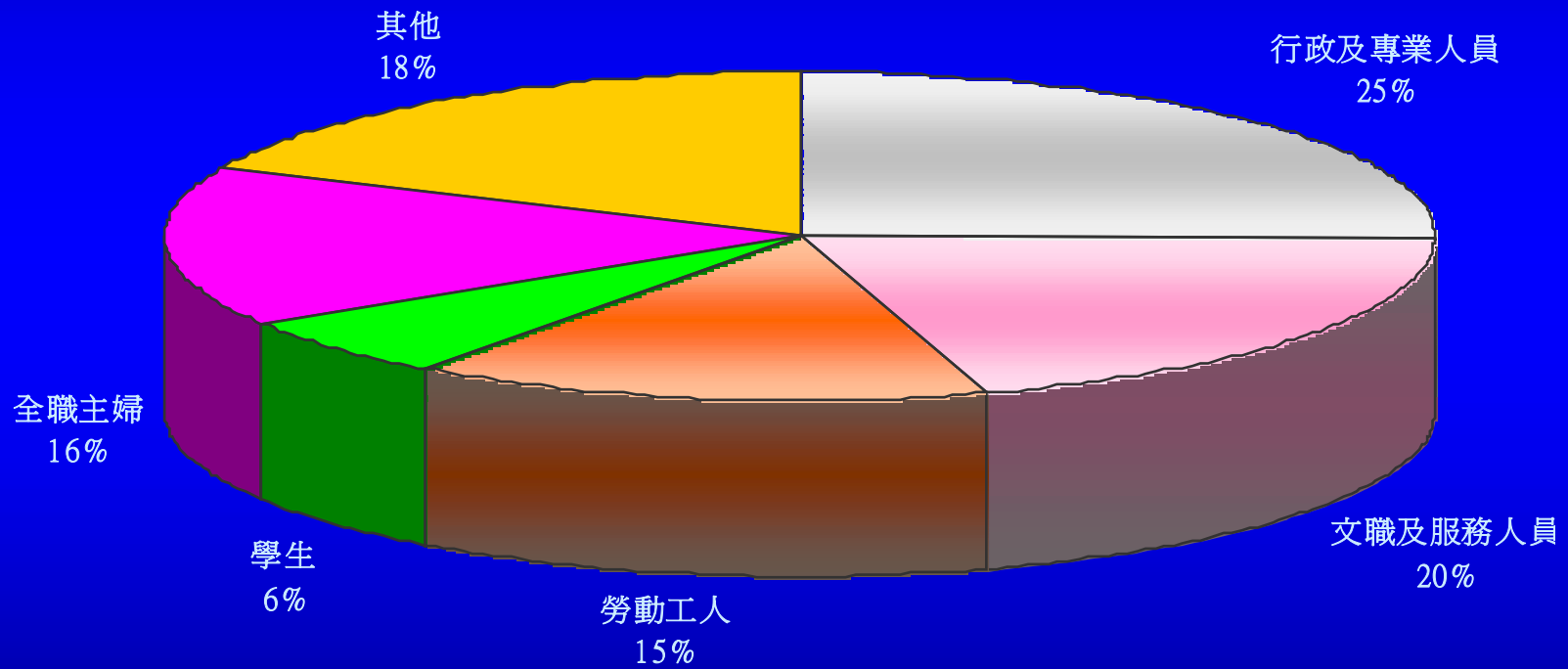


基數 = 510

教育程度

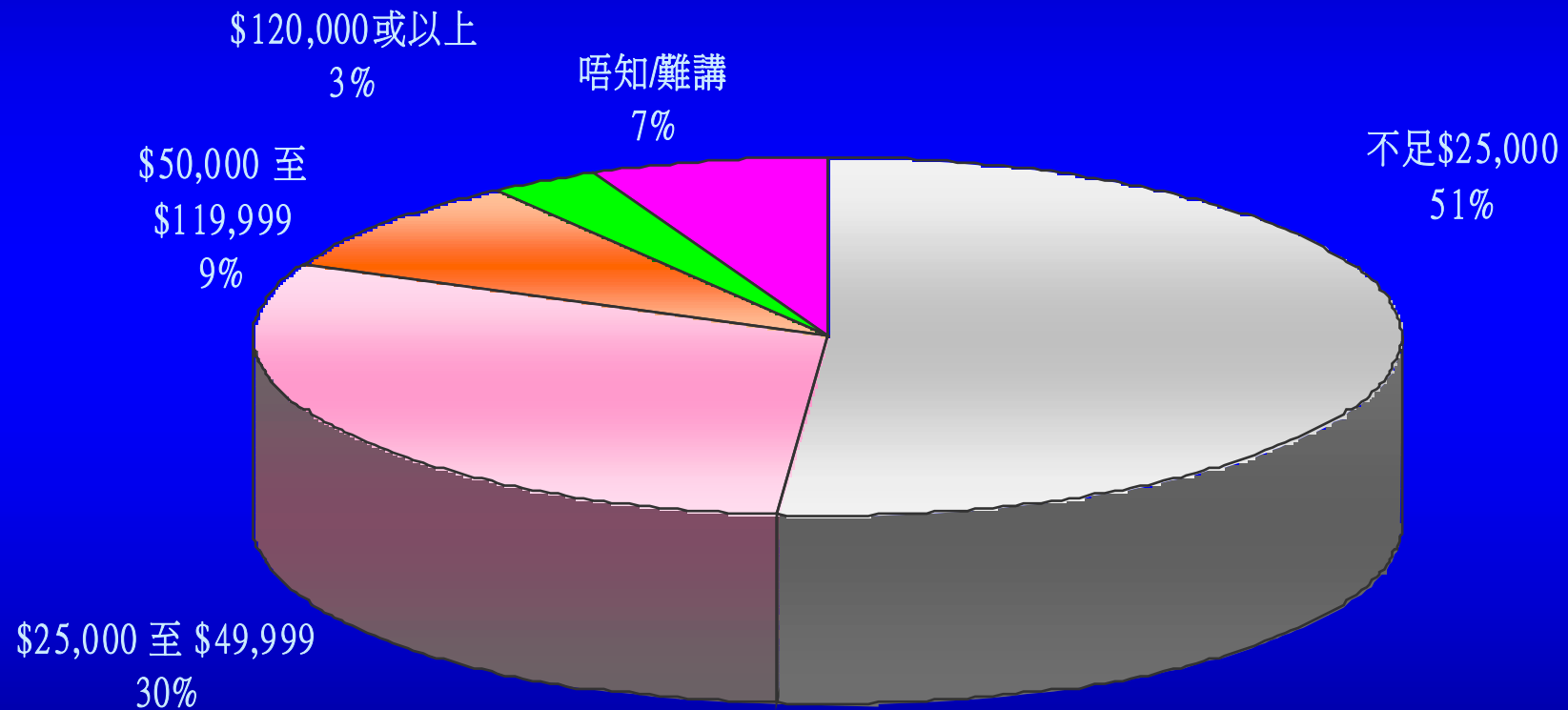


職業



基數 = 509

家庭每月總收入



基數 = 498

報告完畢

詳細報告結果，請瀏覽

<http://hkupop.hku.hk>