

表一：主要石油產品進口單位價格

Table 1 : Import unit values of major oil products

年/月 Year/Month	車用汽油 Motor Spirit		液體狀 石油氣 Liquefied petroleum gas	輕質柴油 Light diesel oil (超低含硫 量柴油 Ultra Low Sulphur Diesel)	石腦油 Naphtha	煤油類噴氣式 發動機燃料 Kerosene type jet fuel	燃油 Fuel oil
	含鉛 Leaded	無鉛 Unleaded					
	(港元/升) (\$/Litre)	(港元/升) (\$/Litre)					
	(港元/公斤) (\$/Kg)	(港元/升) (\$/Litre)	(港元/升) (\$/Litre)	(港元/升) (\$/Litre)	(港元/升) (\$/Litre)	(港元/升) (\$/Litre)	
2003 十二 Dec	-	2.17	2.82	1.78 (1.85)	1.76	1.87	1.30
2004 一 Jan	-	2.46	2.88	1.98 (2.05)	2.04	1.96	1.32
二 Feb	-	2.28	2.86	1.94 (2.03)	1.84	1.94	1.36
三 Mar	-	2.48	2.62	1.92 (2.03)	1.85	1.91	1.33
四 Apr	-	2.51	2.72	1.96 (2.04)	1.88	1.97	1.35
五 May	-	2.75	2.94	2.16 (2.24)	2.00	2.19	1.43
六 Jun	-	2.67	3.06	2.14 (2.23)	1.99	2.23	1.45
七 Jul	-	2.62	2.95	2.24 (2.32)	1.98	2.29	1.51
八 Aug	-	2.91	3.06	2.52 (2.62)	2.20	2.51	1.51
九 Sep	-	2.83	3.31	2.65 (2.69)	2.30	2.64	1.51
十 Oct	-	2.99	3.55	2.81 (2.92)	2.40	2.90	1.52
十一 Nov	-	2.93	3.80	2.78 (2.88)	2.45	2.95	1.56
十二 Dec	-	2.70	3.53	2.51 (2.72)	2.31	2.70	1.39
2005 一 Jan	-	2.73	3.46	2.45 (2.56)	2.14	2.52	1.43
二 Feb	-	2.93	3.30	2.52 (2.69)	2.28	2.58	1.55
三 Mar	-	3.29	3.46	3.04 (3.10)	2.58	2.92	1.73
四 Apr	-	3.52	3.64	3.27 (3.40)	2.57	3.37	1.97
五 May	-	3.20	3.69	2.95 (3.12)	2.38	3.41	2.01
六 Jun	-	3.36	3.53	3.26 (3.42)	2.35	3.28	2.04
七 Jul	-	3.56	3.59	3.58 (3.59)	2.44	3.41	2.05
八 Aug	-	3.93	3.68	3.52 (3.64)	2.88	3.56	2.17

年/月 Year/Month	車用汽油 Motor Spirit		液體狀 石油氣 Liquefied petroleum gas	輕質柴油 Light diesel oil (超低含硫 量柴油 Ultra Low Sulphur Diesel)	石腦油 Naphtha	煤油類噴氣式 發動機燃料 Kerosene type jet fuel	燃油 Fuel oil
	含鉛 Leaded	無鉛 Unleaded					
	(港元/升) (\$/Litre)	(港元/升) (\$/Litre)					
2005 九 Sep	-	4.31	4.02	3.73 (3.92)	3.18	3.81	2.37
十 Oct	-	3.94	4.62	3.75 (3.87)	3.11	3.84	2.45
十一 Nov	-	3.59	4.49	3.21 (3.43)	2.93	3.51	2.35

註:

- (1) 由於種種原因，例如入口商/出口商遲了呈遞報關表及報關表上有疑問的資料澄清需時，故此有一小部份在某一裝運月份內報關的資料未必可計算在有關統計月份的貿易統計內，而要計算在其他稍後統計月份的貿易統計內。
- (2) 某類油產品在某月份的單位價格是指各油公司在該月份報關的該類產品的進口平均單位價格，與個別油公司所支付的單位價格未必盡同。
- (3) 超低含硫量柴油在二零零五年第三季的進口平均單位價格為每升 3.72 港元。
- (4) 如欲查詢，請聯絡政府統計處貿易分類組（電話：2582 5021；傳真：2824 2782；電郵：trade-declaration@censtatd.gov.hk）。

“-” 沒有進口。

Notes:

- (1) For reasons such as the late lodgement of declarations by importers/exporters and lengthy process in clarifying some dubious data on declarations, a small proportion of declarations pertaining to a shipment month may not be included in time in the trade statistics of the relevant statistical month but will be included in the trade statistics of subsequent statistical months.
- (2) The import unit value of an oil product for a particular month is the average unit value of the imported consignments of that product declared by oil companies for that month. It may be different from the import unit value of that product experienced by any particular individual oil company.
- (3) The average import unit value of ULSD in the third quarter of 2005 is \$3.72 per litre.
- (4) For enquiries, please contact the Trade Classification Section of the Census and Statistics Department (Telephone : 2582 5021; Facsimile : 2824 2782; E-mail : trade-declaration@censtatd.gov.hk).

“-” No import consignment.

表二：汽油、火水、石油氣、柴油（供汽車使用）及煤氣平均零售價格

Table 2 : Average retail prices of petrol, kerosene, L.P. gas,  
diesel oil for road vehicles and towngas

年/月 Year/Month	無鉛汽油 Unleaded petrol		火水 Kerosene	石油氣 L.P. gas	車用環保柴油 Environmental diesel oil (road use)	煤氣 Towngas
	(港元/升) (\$/Litre)	(港元/升) (\$/Litre)	(港元/升) (\$/Litre)	(港元/公斤) (\$/Kg)	(港元/升) (\$/Litre)	(港元/兆焦耳) (\$/MJ)
2003 十二 Dec	11.16	11.10*	4.66	12.02	6.07	0.2184
2004 一 Jan	11.34	11.28*	4.66	12.02	6.24	0.2250
二 Feb	11.44	11.37*	4.71	12.39	6.32	0.2318
三 Mar	11.44	11.37*	4.72	12.39	6.32	0.2312
四 Apr	11.50	11.49*	4.72	12.39	6.39	0.2308
五 May	11.67	11.66*	4.79	12.39	6.55	0.2284
六 Jun	11.75	11.74*	4.79	12.47	6.64	0.2290
七 Jul	11.69	11.62*	4.84	12.47	6.64	0.2286
八 Aug	11.89	11.83*	4.88	12.47	6.93	0.2300
九 Sep	11.97	11.90*	4.87	12.47	7.07	0.2344
十 Oct	11.99	11.98*	4.92	12.97	7.23	0.2402
十一 Nov	12.02	11.92*	4.95	12.97	7.27	0.2440
十二 Dec	11.83	11.73*	4.97	12.97	7.14	0.2463
2005 一 Jan	11.69	11.59*	4.97	12.97	7.05	0.2456
二 Feb	11.85	11.76*	4.97	13.11	7.05	0.2382
三 Mar	12.25	12.15*	5.14	13.11	7.28	0.2353
四 Apr	12.54	12.44*	5.26	13.11	7.60	0.2443
五 May	12.50	12.41*	5.32	13.11	7.70	0.2526
六 Jun	12.47	12.36*	5.43	13.55	7.75	0.2528
七 Jul	12.66	12.55*	5.57	13.55	8.03	0.2440
八 Aug	12.90	12.79*	5.61	13.55	8.08	0.2415
九 Sep	13.21	13.09*	5.91	13.55	8.24	0.2619

年/月 Year/Month	無鉛汽油 Unleaded petrol		火水 Kerosene	石油氣 L.P. gas	車用環保柴油 Environmental diesel oil (road use)	煤氣 Towngas
	(港元/升) (\$/Litre)	(港元/升) (\$/Litre)	(港元/升) (\$/Litre)	(港元/公斤) (\$/Kg)	(港元/升) (\$/Litre)	(港元/兆焦耳) (\$/MJ)
十 Oct	13.13	13.02*	5.97	14.32	8.25	0.2726
十一 Nov	12.89	12.77*	5.95	14.32	8.09	0.2708

註：

- (1) 以上列載的平均零售價格是根據政府統計處進行的按月零售物價統計調查，向零售商搜集得來的。
- (2) 有“\*”的無鉛汽油零售價格已將部分價格優惠計算在內。
- (3) 煤氣的平均價格是按各種用量的每月平均收費經調整燃料調整費後計算。
- (4) 無鉛汽油和車用環保柴油的平均零售價格是根據該月份內相關的每日價格計算。
- (5) 如欲查詢，請聯絡政府統計處消費物價指數組 (電話：2805 6402； 傳真：2577 6253； 電郵：cpi@censtatd.gov.hk)。

**Notes :**

- (1) The average retail prices shown above are collected from retail outlets in the Monthly Retail Price Survey conducted by the Census and Statistics Department.
- (2) Certain price concessions were incorporated in the retail prices of unleaded petrol marked with "\*".
- (3) The average price for towngas refers to the monthly average charge for different consumption levels, after adjustment is made for fuel cost variation.
- (4) The average retail prices of unleaded petrol and environmental diesel oil are compiled based on the respective daily prices throughout the whole month.
- (5) For enquiries, please contact the Consumer Price Index Section of the Census and Statistics Department (Telephone : 2805 6402; Facsimile : 2577 6253; E-mail : cpi@censtatd.gov.hk).

**表三：油公司公布的主要燃料價格調整表**  
**Table 3 : Chronology of price adjustments for major fuels**  
**announced by oil companies**

年/月/日 Year/Month/Date	無鉛汽油 Unleaded petrol		車用環保柴油 Environmental diesel oil (road use)	
	公司數目 No. of companies	(港元/升) (\$/Litre)	公司數目 No. of companies	(港元/升) (\$/Litre)
2003 十二 Dec	-	-	-	-
2004 一 Jan 10	2	11.16 to 11.44	2	6.07 to 6.32
12	1	11.15 to 11.43	1	6.08 to 6.33
12	2	11.16 to 11.44	2	6.07 to 6.32
二 Feb	-	-	-	-
三 Mar	-	-	-	-
四 Apr 17	1	11.43 to 11.58	1	6.33 to 6.48
18	1	11.44 to 11.58	1	6.32 to 6.48
19-20	3	11.44 to 11.59	3	6.32 to 6.47
五 May 18	1	11.59 to 11.79	1	6.47 to 6.64
19	1	11.58 to 11.79	1	6.48 to 6.64
19	1	11.58 to 11.78	1	6.48 to 6.65
20	2	11.59 to 11.79	2	6.47 to 6.64
六 Jun 18	4	11.79 to 11.69	-	-
18	1	11.78 to 11.68	-	-
七 Jul 31	1	11.69 to 11.81	1	6.64 to 6.84
八 Aug 1	2	11.69 to 11.80	2	6.64 to 6.84
1	1	11.68 to 11.80	1	6.65 to 6.85
1	1	11.69 to 11.81	1	6.64 to 6.84
17	1	11.81 to 12.01	1	6.84 to 7.04
18	1	11.80 to 12.00	1	6.85 to 7.05
18	1	11.81 to 12.01	1	6.84 to 7.04
18	1	11.80 to 12.00	1	6.84 to 7.04
19	1	11.80 to 12.00	1	6.84 to 7.04
九 Sep 22	1	12.00 to 11.90	-	-
22-23	2	12.01 to 11.91	2	7.04 to 7.14
23	1	12.00 to 11.90	1	7.05 to 7.15
24	1	12.00 to 11.90	1	7.04 to 7.14
24	-	-	1	7.04 to 7.14
十 Oct 7 <sup>48</sup>	2	11.91 to 12.01	2	7.14 to 7.24
8	2	11.90 to 11.99	2	7.14 to 7.23
8	1	11.90 to 12.00	1	7.15 to 7.25
28	1	12.01 to 12.13	1	7.24 to 7.36
29	2	11.99 to 12.11	2	7.23 to 7.35
29	1	12.00 to 12.12	1	7.25 to 7.37

年/月/日 Year/Month/Date	無鉛汽油 Unleaded petrol		車用環保柴油 Environmental diesel oil (road use)	
	公司數目 No. of companies	(港元/升) (\$/Litre)	公司數目 No. of companies	(港元/升) (\$/Litre)
十一 Nov 1	-	-	1	7.24 to 7.34
2	1	12.00 to 12.11	1	7.24 to 7.35
6	2	12.11 to 11.99	2	7.35 to 7.25
7	1	12.13 to 11.99	1	7.36 to 7.26
7	1	12.12 to 12.00	1	7.37 to 7.27
7	-	-	1	7.34 to 7.24
7	1	12.11 to 12.00	1	7.35 to 7.24
7	1	12.11 to 11.99	1	7.35 to 7.25
十二 Dec 8	4	11.99 to 11.84	3	7.25 to 7.15
8	-	-	1	7.26 to 7.16
8	2	12.00 to 11.85	1	7.27 to 7.17
8	1	12.01 to 11.86	1	7.24 to 7.14
8	-	-	1	7.24 to 7.10
21	1	11.85 to 11.70	1	7.17 to 7.07
22	3	11.84 to 11.69	1	7.16 to 7.06
22	1	11.86 to 11.71	1	7.14 to 7.04
22	1	11.85 to 11.70	1	7.10 to 7.04
22	-	-	2	7.15 to 7.05
23	1	11.84 to 11.69	1	7.15 to 7.05
2005 一 Jan	-	-	-	-
二 Feb 4	1	11.70 to 11.85	-	-
5	3	11.69 to 11.84	-	-
5	1	11.71 to 11.86	-	-
12	1	11.70 to 11.85	-	-
16	1	11.69 to 11.84	-	-
23	1	11.85 to 12.02	-	-
24	1	11.84 to 12.01	-	-
25	1	11.84 to 12.01	-	-
25	1	11.86 to 12.01	-	-
25	1	11.85 to 12.02	-	-
25	1	11.84 to 12.02	-	-
26	1	11.84 to 12.00	-	-
三 Mar 4	1	12.01 to 12.21	1	7.06 to 7.26
5	2	12.01 to 12.21	2	7.05 to 7.25
5	2	12.02 to 12.21	2	7.04 to 7.24
5	1	12.02 to 12.22	1	7.07 to 7.26
8	1	12.00 to 12.20	1	7.05 to 7.25
22	2	12.21 to 12.41	1	7.25 to 7.45
22	-	-	1	7.26 to 7.46
23	-	-	1	7.26 to 7.46

年/月/日 Year/Month/Date	無鉛汽油 Unleaded petrol		車用環保柴油 Environmental diesel oil (road use)	
	公司數目 No. of companies	(港元/升) (\$/Litre)	公司數目 No. of companies	(港元/升) (\$/Litre)
	23	3	12.21 to 12.41	2
23	1	12.22 to 12.42	1	7.25 to 7.45
30	1	12.20 to 12.40	1	7.25 to 7.45
四 Apr 12	2	12.41 to 12.61	2	7.46 to 7.71
13	3	12.41 to 12.61	2	7.45 to 7.70
13	1	12.42 to 12.62	2	7.44 to 7.69
19	1	12.40 to 12.59	1	7.45 to 7.69
五 May 10	2	12.61 to 12.46	-	-
10	1	12.62 to 12.47	-	-
11	3	12.61 to 12.46	-	-
11	1	12.59 to 12.44	-	-
六 Jun 22	-	-	2	7.70 to 7.88
22	-	-	1	7.69 to 7.86
23	-	-	2	7.71 to 7.89
23	-	-	1	7.69 to 7.87
23	-	-	1	7.69 to 7.88
29	1	12.46 to 12.66	-	-
30	1	12.46 to 12.65	-	-
30	3	12.46 to 12.66	-	-
30	1	12.47 to 12.67	-	-
30	1	12.44 to 12.64	-	-
七 Jul 7	-	-	1	7.88 to 8.09
7	-	-	1	7.89 to 8.09
8	-	-	1	7.86 to 8.06
8	-	-	1	7.88 to 8.08
8	-	-	1	7.89 to 8.09
9	-	-	1	7.87 to 8.07
11	-	-	1	7.88 to 8.08
八 Aug 2	1	12.66 to 12.84	-	-
3	2	12.66 to 12.84	-	-
3	1	12.67 to 12.85	-	-
4	1	12.65 to 12.81	-	-
4	1	12.66 to 12.82	-	-
8	1	12.64 to 12.81	-	-
15	1	12.85 to 13.02	-	-
17	1	12.84 to 13.04	-	-
19	1	12.81 to 13.00	-	-
19	1	12.84 to 13.01	-	-
19	1	12.82 to 13.01	-	-
20	1	12.84 to 13.01	-	-

年/月/日 Year/Month/Date	無鉛汽油 Unleaded petrol		車用環保柴油 Environmental diesel oil (road use)	
	公司數目 No. of companies	(港元/升) (\$/Litre)	公司數目 No. of companies	(港元/升) (\$/Litre)
	24 九 Sep	1	12.81 to 12.99	-
3	1	13.04 to 13.24	1	8.09 to 8.27
4	1	13.00 to 13.23	1	8.08 to 8.26
4	1	13.01 to 13.23	1	8.09 to 8.26
5	1	13.01 to 13.23	1	8.09 to 8.27
5	1	13.02 to 13.23	1	8.06 to 8.26
6	1	13.01 to 13.23	1	8.07 to 8.26
9	1	12.99 to 13.22	1	8.08 to 8.26
十 Oct	3	13.23 to 13.08	-	-
13	1	13.24 to 13.09	-	-
13	2	13.23 to 13.08	-	-
13	1	13.22 to 13.08	-	-
29	6	13.08 to 12.98	5	8.26 to 8.16
29	1	13.09 to 12.99	2	8.27 to 8.17
十一 Nov	2	12.98 to 12.88	2	8.16 to 8.06
11	4	12.98 to 12.88	3	8.16 to 8.06
11	1	12.99 to 12.89	2	8.17 to 8.07
23	6	12.88 to 12.78	-	-
23	1	12.89 to 12.79	-	-

- 註：
- (1) 上述無鉛汽油及車用環保柴油零售價格已包括稅在內。如欲查詢上述零售價格的資料，請聯絡政府統計處消費物價指數組 (電話：2805 6402； 傳真：2577 6253； 電郵：cpi@censtatd.gov.hk)。
  - (2) 二零零三至二零零五年間財政預算宣布後，無鉛汽油每升的應繳稅率均為\$6.06。由二零零零年七月七日至二零零五年十二月三十一日(包括首尾兩天)，車用環保柴油(超低含硫量柴油)每升的應繳稅率為\$1.11。
  - (3) 如欲查詢碳氫油(如汽油，柴油)稅，請聯絡香港海關應課稅科許可証小組 (電話：2852 3036)。

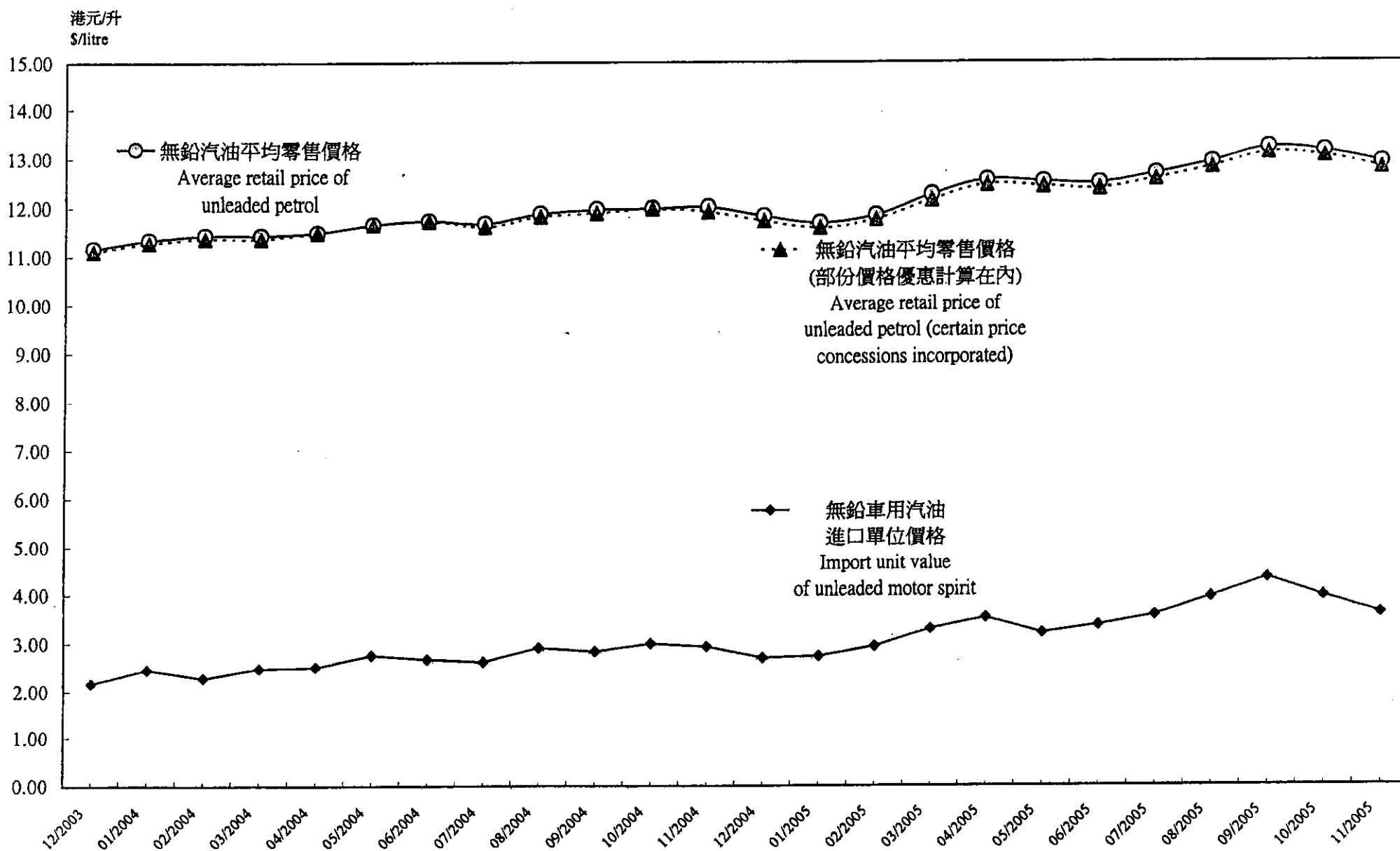
**Notes:**

- (1) The above retail prices for unleaded petrol and environmental diesel oil for road vehicles include duties. For enquiries on the above retail prices, please contact the Consumer Price Index Section of the Census and Statistics Department (Telephone : 2805 6402; Facsimile : 2577 6253; E-mail : cpi@censtatd.gov.hk).
- (2) During the period from 2003 to 2005, the payable duty on unleaded petrol following the Budget announcement of the year is \$6.06 per litre. From 7 July 2000 to 31 December 2005 (both dates inclusive), the payable duty on environmental diesel oil (ultra low sulphur diesel) is \$1.11 per litre.
- (3) For enquiries on duty on hydrocarbon oil (e.g. petrol, diesel oil), please contact the Permit Unit of the Office of Dutiable Commodities Administration of the Customs and Excise Department (Telephone : 2852 3036).



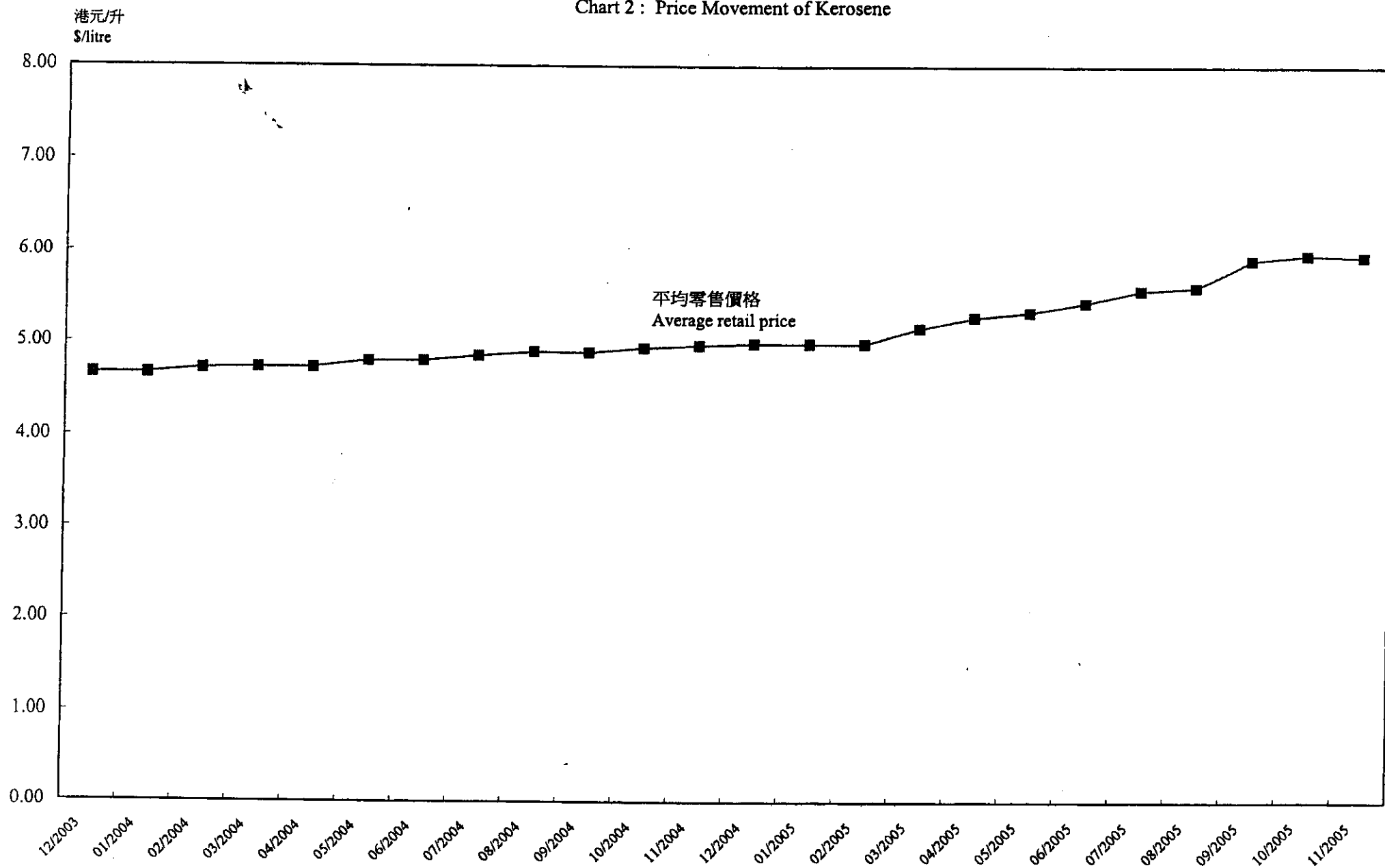
圖表一：車用汽油及汽油價格走勢(無鉛)

Chart 1 : Price Movement of Motor Spirit and Petrol (Unleaded)



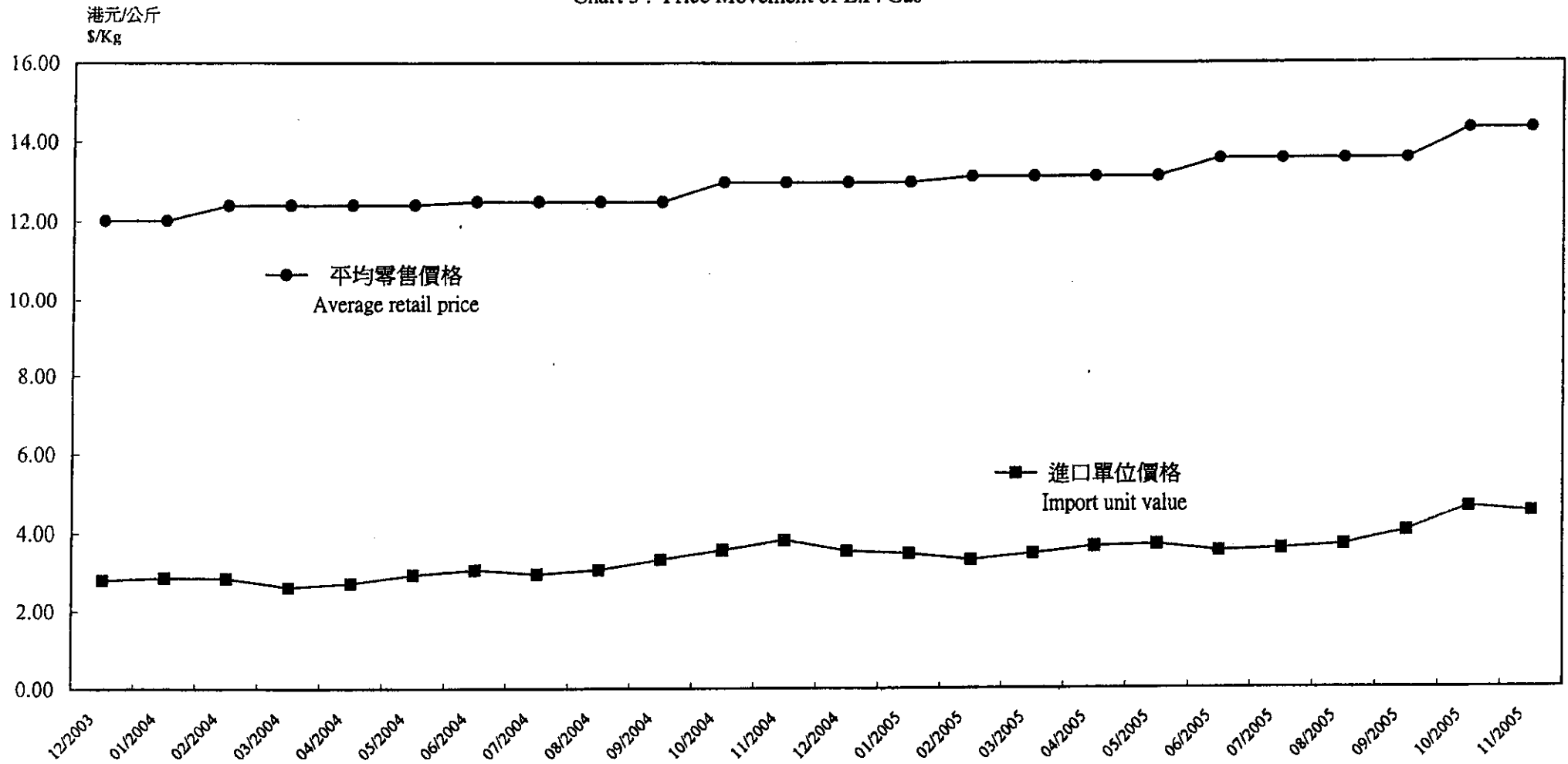
圖表二：火水價格走勢

Chart 2 : Price Movement of Kerosene



圖表三：石油氣價格走勢

Chart 3 : Price Movement of L.P. Gas

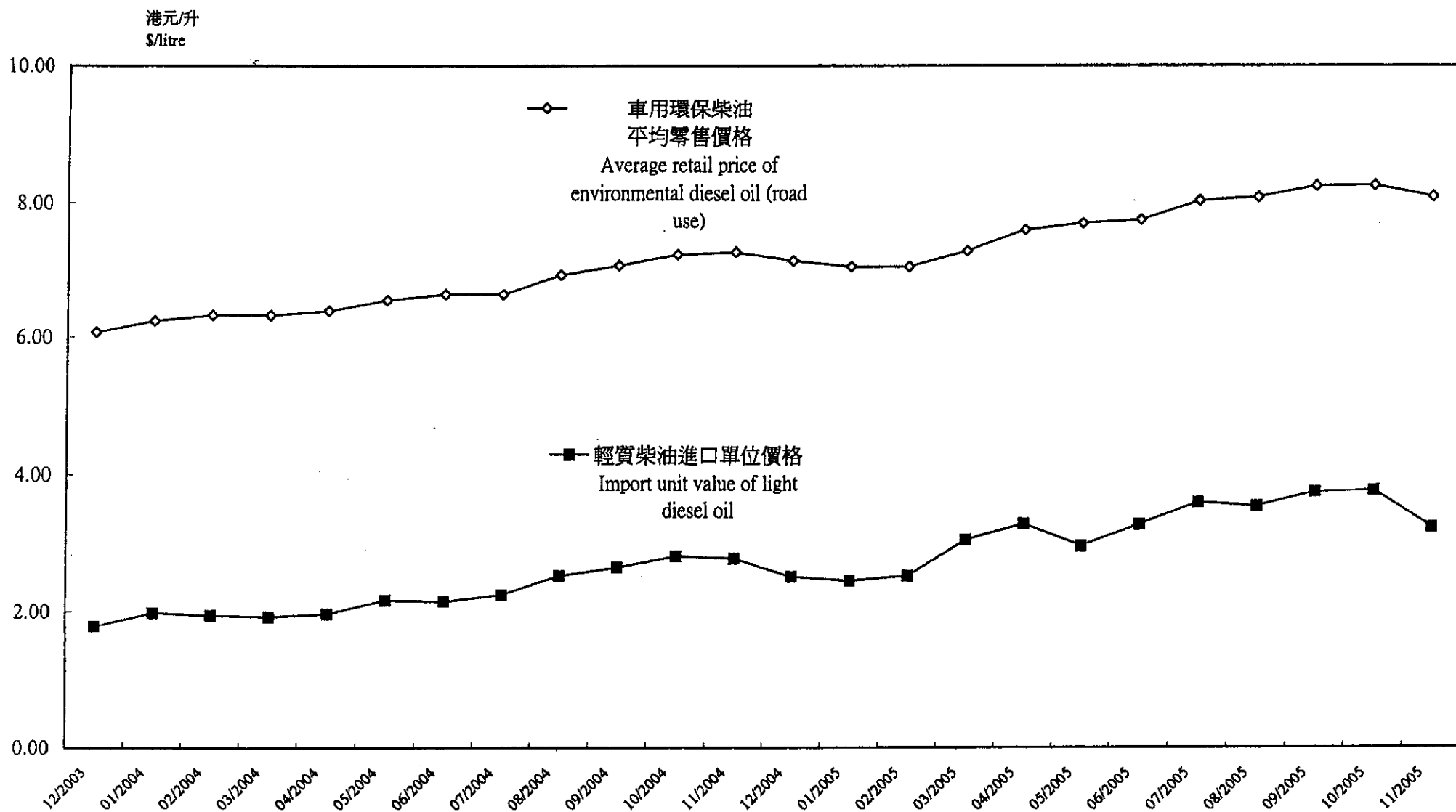


註釋：自一九九九年九月起，石油氣的價格資料來源已由石油氣代理商轉為石油氣零售商。從石油氣零售商搜集的價格已追溯至一九九八年十月。故此，從一九九八年十月起的數字都不能與該時期的數字相比較。

Note : As from September 1999, the data source of liquefied petroleum gas (L.P. gas) has been changed from L.P. gas distributive agents to L.P. gas retailing shops. The price data collected from the latter were back-dated to October 1998. Therefore, figures from Oct 1998 onwards are not strictly comparable to those in the past period.

圖表四：柴油價格走勢

Chart 4 : Price Movement of Diesel Oil



註釋：◇ 由二零零零年七/八月底起，各油公司引入環保柴油以取代普通柴油。

Note : ◇ Environmental diesel oil was introduced by oil companies in replacement of normal diesel oil starting from July/August 2000.