

## 二零零五年與二零零四年罪案數字比較

	二零零四年	二零零五年	二零零五年與二零零四年比較	
			數字	百分率
1. 總體罪案	81 315	77 437	- 3 878	- 4.8
2. 總體罪案率 <sup>(1)</sup>	1 181.5	1 115.2	- 66.3	- 5.6
3. 總體罪案破案率	43.6%	44.3%	+ 0.7 個百分點	
4. 暴力罪案	13 890	13 890	-	-
5. 暴力罪案率 <sup>(1)</sup>	201.8	200.0	- 1.8	- 0.9
6. 暴力罪案破案率	57.4%	59.5%	+ 2.1 個百分點	
7. 各類劫案 <sup>(2)</sup> ，包括：	2 237	1 675	- 562	- 25.1
a 持真槍劫案	3	3	-	-
b 持其他槍械劫案(電槍)	7	5	- 2	- 28.6
c 持類似手槍物體劫案	47	28	- 19	- 40.4
d 銀行劫案	16	15	- 1	- 6.3
e 金舖 / 銀行劫案	6	7	+ 1	+ 16.7
8. 爆竊案	7 002	5 492	- 1 510	- 21.6
9. 兇殺案 <sup>(2)</sup>	45	34	- 11	- 24.4
10. 勒索 <sup>(2)</sup>	558	490	- 68	- 12.2
11. 刑事恐嚇 <sup>(2)</sup>	1 145	1 424	+ 279	+ 24.4
12. 傷人及嚴重毆打 <sup>(2)</sup>	7 161	7 509	+ 348	+ 4.9
a 傷人	1 671	1 664	- 7	- 0.4
b 嚴重毆打	5 490	5 845	+ 355	+ 6.5
13. 強姦 <sup>(2)</sup>	92	99	+ 7	+ 7.6
14. 非禮 <sup>(2)</sup>	1 034	1 136	+ 102	+ 9.9
15. 刑事毀壞	6 920	7 076	+ 156	+ 2.3
16. 非法會社罪行	727	794	+ 67	+ 9.2
17. 嚴重毒品罪行	2 167	1 780	- 387	- 17.9
18. 盜竊案，包括：	37 500	35 213	- 2 287	- 6.1
a 失車	1 740	1 592	- 148	- 8.5
b 搶掠	878	741	- 137	- 15.6
c 打荷包	1 623	1 220	- 403	- 24.8
d 店舖盜竊	9 186	8 750	- 436	- 4.7
e 車內盜竊	2 970	2 534	- 436	- 14.7
f 雜項盜竊	19 409	19 266	- 143	- 0.7
19. 欺詐	4 009	4 076	+ 67	+ 1.7
20. 犯罪被捕人數				
a 少年罪犯(十至十五歲)	4 897	4 531	- 366	- 7.5
b 青年罪犯(十六至二十歲)	5 812	4 780	- 1 032	- 17.8
c 內地非法入境者	546	444	- 102	- 18.7
d 內地旅客	2 263	1 966	- 297	- 13.1
21. 搜獲毒品 <sup>(3)</sup> ：				
a 海洛英(公斤)	36	42 *	+ 6	+ 16.7
b 大麻(公斤)	183	486 *	+ 303	+ 165.6
c 冰(公斤)	16	240 *	+ 224	+ 1 400.0
d K仔(公斤)	46	409 *	+ 363	+ 789.1
e 可卡因(公斤)	56	17 *	- 39	- 69.6
f 忘我類(粒)	283 568	65 125 *	- 218 443	- 77.0

註釋：(1) 罪案率 = 每十萬人口的罪案數字〔根據政府統計處最新發布的人口數字〕。

(2) 屬於其中一類暴力罪案。

(3) 數字包括香港海關。

\* 臨時數字〔待政府化驗所確定〕。

## Comparison of 2005 and 2004 Crime Situation

	2004	2005	2005 Compared with 2004	
			Numerical	Percentage
1. Overall Crime	81 315	77 437	- 3 878	- 4.8
2. Overall Crime Rate <sup>(1)</sup>	1 181.5	1 115.2	- 66.3	- 5.6
3. Overall Crime Detection Rate	43.6%	44.3%	<i>+ 0.7 percentage points</i>	
4. Violent Crime	13 890	13 890	-	-
5. Violent Crime Rate <sup>(1)</sup>	201.8	200.0	- 1.8	- 0.9
6. Violent Crime Detection Rate	57.4%	59.5%	<i>+ 2.1 percentage points</i>	
7. All Robberies <sup>(2)</sup> , including :	2 237	1 675	- 562	- 25.1
a Robbery with Firearms	3	3	-	-
b Robbery with Arms (Stun Guns)	7	5	- 2	- 28.6
c Robbery with Pistol Like Object	47	28	- 19	- 40.4
d Bank Robbery	16	15	- 1	- 6.3
e Goldsmith/Watch Shop Robberies	6	7	+ 1	+ 16.7
8. Burglary	7 002	5 492	- 1 510	- 21.6
9. Homicide <sup>(2)</sup>	45	34	- 11	- 24.4
10. Blackmail <sup>(2)</sup>	558	490	- 68	- 12.2
11. Criminal Intimidation <sup>(2)</sup>	1 145	1 424	+ 279	+ 24.4
12. Wounding and Serious Assault <sup>(2)</sup>	7 161	7 509	+ 348	+ 4.9
a Wounding	1 671	1 664	- 7	- 0.4
b Serious Assault	5 490	5 845	+ 355	+ 6.5
13. Rape <sup>(2)</sup>	92	99	+ 7	+ 7.6
14. Indecent Assault <sup>(2)</sup>	1 034	1 136	+ 102	+ 9.9
15. Criminal Damage	6 920	7 076	+ 156	+ 2.3
16. Unlawful Society Offences	727	794	+ 67	+ 9.2
17. Serious Narcotics Offences	2 167	1 780	- 387	- 17.9
18. All Thefts, including :	37 500	35 213	- 2 287	- 6.1
a Missing Motor Vehicles	1 740	1 592	- 148	- 8.5
b Snatching	878	741	- 137	- 15.6
c Pickpocketing	1 623	1 220	- 403	- 24.8
d Shop Theft	9 186	8 750	- 436	- 4.7
e Theft from Vehicle	2 970	2 534	- 436	- 14.7
f Miscellaneous Thefts	19 409	19 266	- 143	- 0.7
19. Deception	4 009	4 076	+ 67	+ 1.7
20. Persons Arrested for Crime				
a Juveniles (aged 10 - 15)	4 897	4 531	- 366	- 7.5
b Young Persons (aged 16 - 20)	5 812	4 780	- 1 032	- 17.8
c Mainland Illegal Immigrants	546	444	- 102	- 18.7
d Mainland Visitors	2 263	1 966	- 297	- 13.1
21. Drug Seizures <sup>(3)</sup> :				
a Heroin (kg)	36	42 *	+ 6	+ 16.7
b Cannabis (kg)	183	486 *	+ 303	+ 165.6
c Methylamphetamine (Ice) (kg)	16	240 *	+ 224	+ 1 400.0
d Ketamine (kg)	46	409 *	+ 363	+ 789.1
e Cocaine (kg)	56	17 *	- 39	- 69.6
f Ecstasy-type (tablet)	283 568	65 125 *	- 218 443	- 77.0

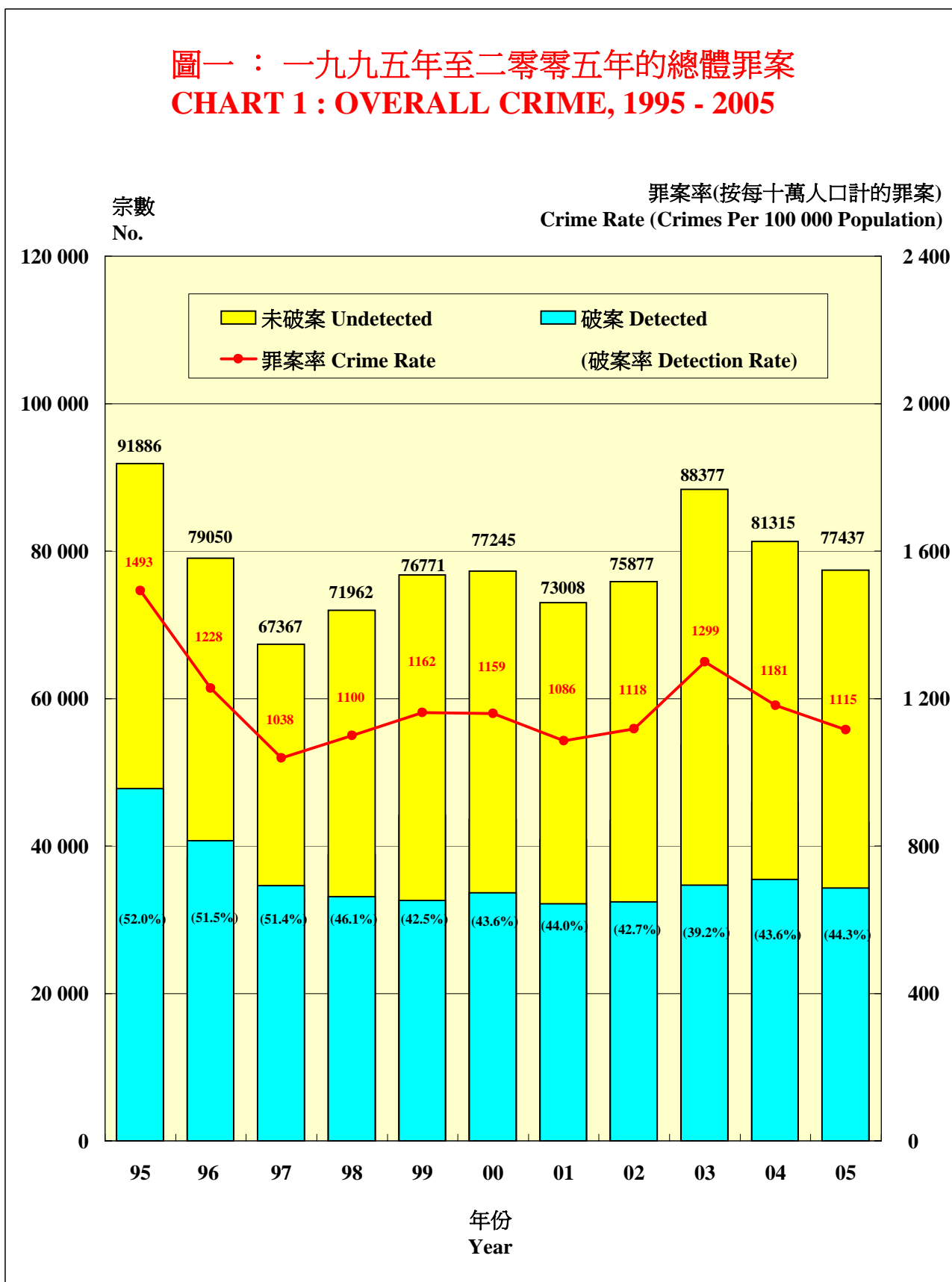
Notes : <sup>(1)</sup> Crime Rate = Crimes per 100 000 population (based on the latest population figure released by the Census & Statistics Dept.).

<sup>(2)</sup> Belongs to a type of violent crime.

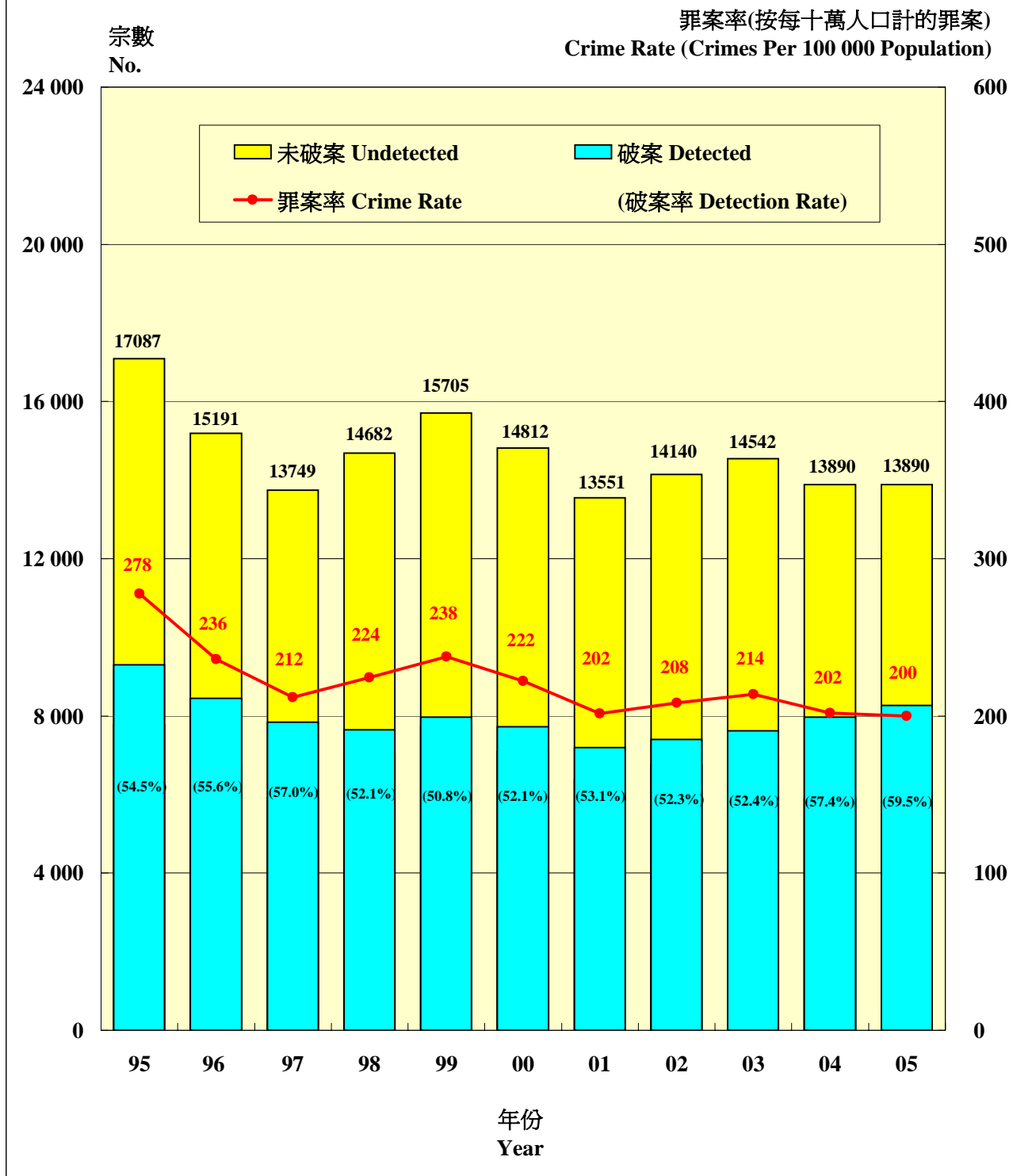
<sup>(3)</sup> Figures include Customs and Excise Department.

\* Provisional figure (pending confirmation by the Government Laboratory).

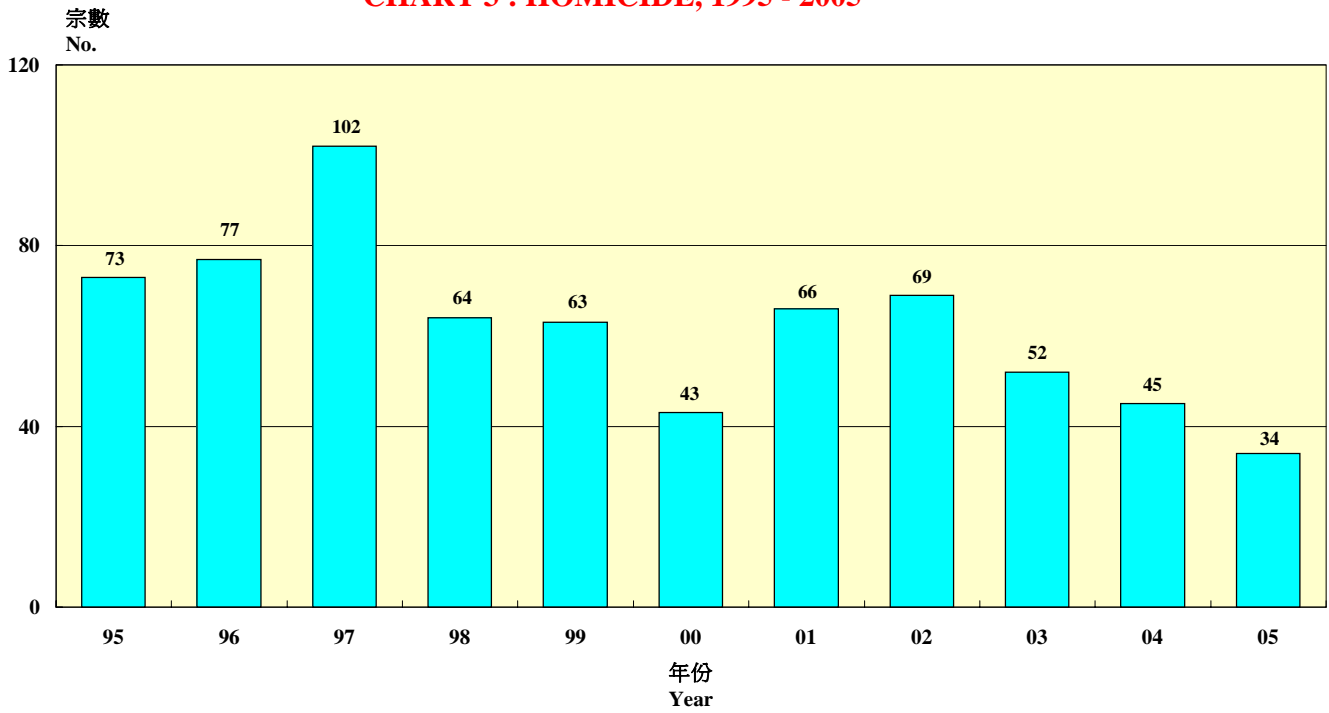
圖一：一九九五年至二零零五年的總體罪案  
**CHART 1 : OVERALL CRIME, 1995 - 2005**



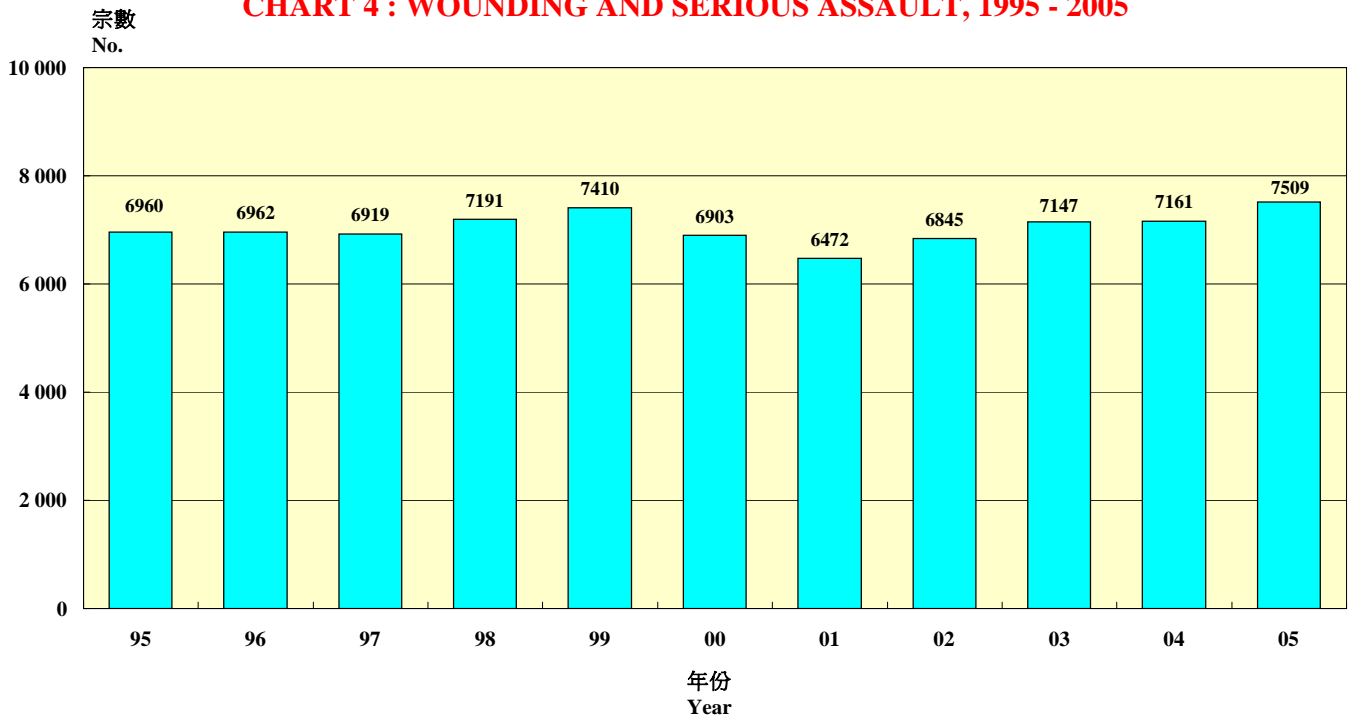
圖二：一九九五年至二零零五年的暴力罪案  
**CHART 2: VIOLENT CRIME, 1995 - 2005**



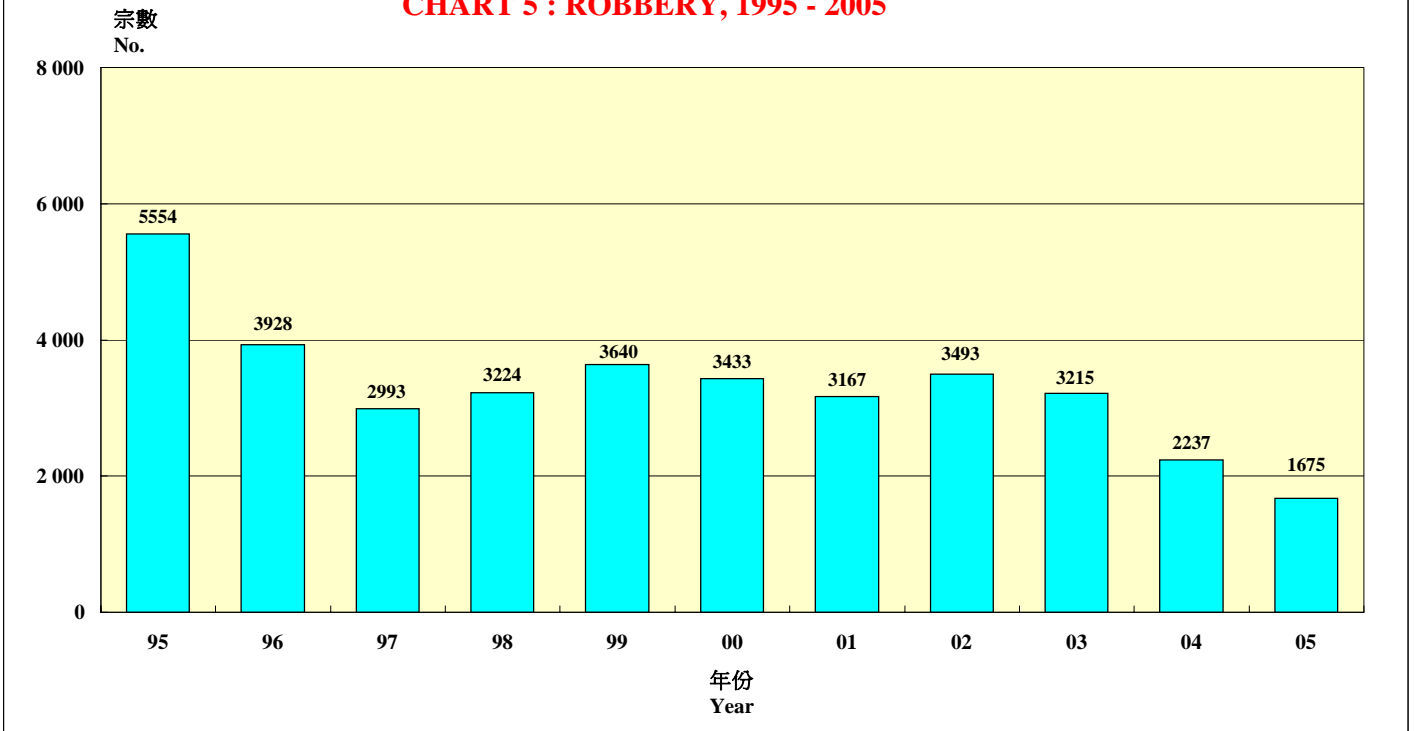
圖三：一九九五年至二零零五年的兇殺案  
CHART 3 : HOMICIDE, 1995 - 2005



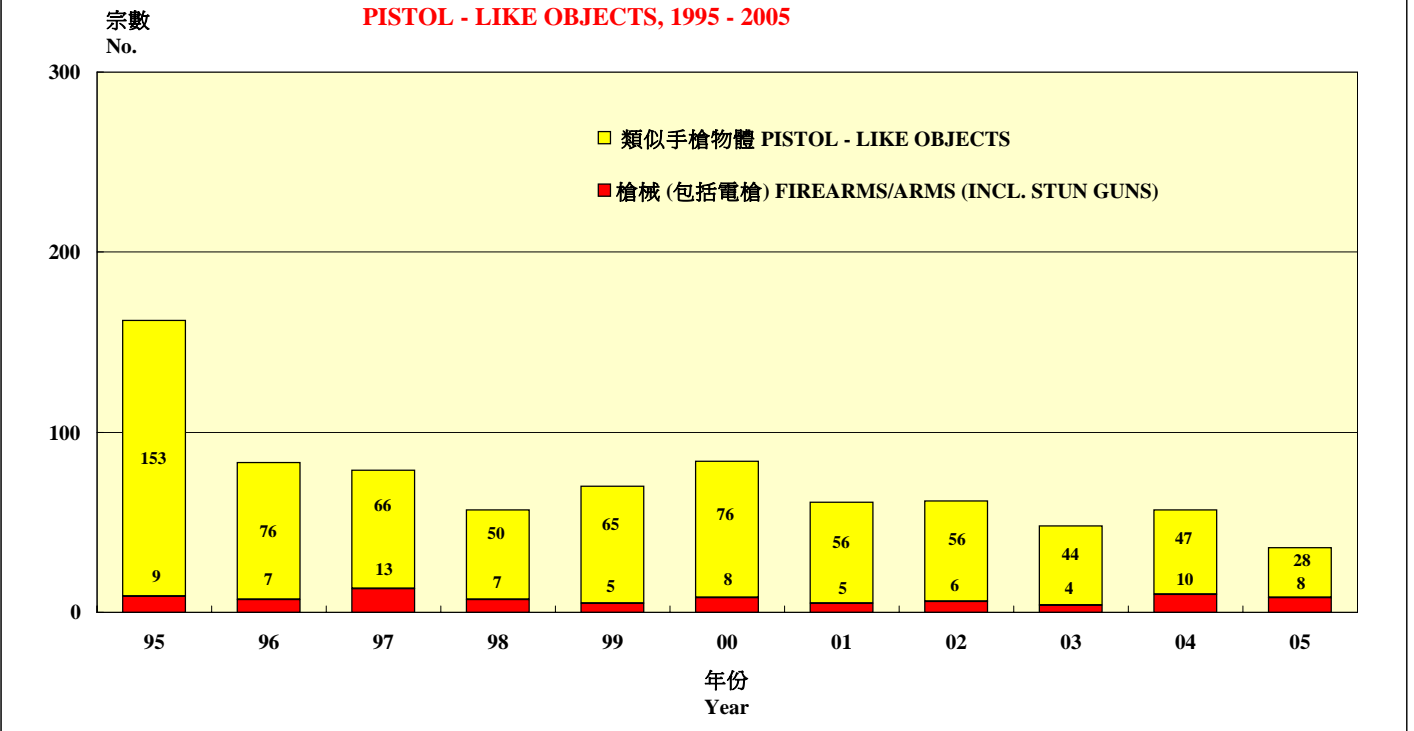
圖四：一九九五年至二零零五年的傷人及嚴重毆打案  
CHART 4 : WOUNDING AND SERIOUS ASSAULT, 1995 - 2005



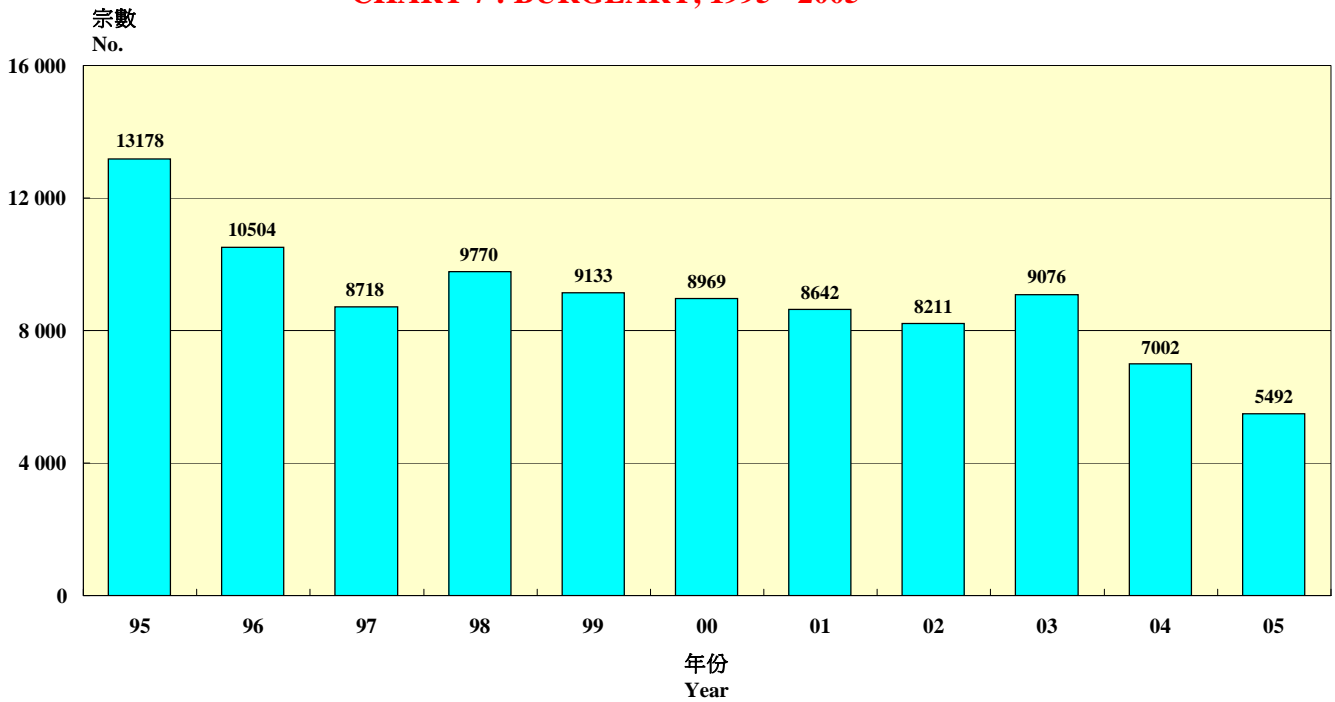
圖五：一九九五年至二零零五年的行劫案  
 CHART 5 : ROBBERY, 1995 - 2005



圖六：一九九五年至二零零五年涉及使用槍械(包括電槍)及類似手槍物體的劫案  
 CHART 6 : ROBBERY INVOLVING FIREARMS/ARMS (INCL. STUN GUNS) AND PISTOL - LIKE OBJECTS, 1995 - 2005



圖七：一九九五年至二零零五年的爆竊案  
CHART 7 : BURGLARY, 1995 - 2005



圖八：一九九五年至二零零五年報失的車輛  
CHART 8 : MOTOR VEHICLES REPORTED MISSING, 1995 - 2005

