



PROFIT & LOSS ACCOUNT (FOR THE YEAR ENDED 31ST DECEMBER 2004)
損益計算表 (截至2004年12月31日止)

Revenue	收入	(HK\$' 000)
Fare Receipts	車費收入	154,129
Advertising Receipts	廣告收入	20,064
Other Income	其他收入	3,746
Total Revenue	總收入	177,939

Operating Costs	營運成本	(HK\$' 000)
Staff Costs	員工支出	115,094
Repairs & Maintenance	維修保養	28,191
Other Expenses	其他支出	33,336
Total Operating Costs	總營運成本	176,621

Profit Before Taxation	除稅前溢利	1,318
-------------------------------	--------------	--------------

FIXED ASSETS (as at 31st December 2004)
固定資產表 (於2004年12月31日)

		Land 土地 (HK\$' 000)	Buildings 樓宇 (HK\$' 000)	Sub-Stations 供電站 (HK\$' 000)	Tramcar Refurbishments and tramstop shelter 電車/車站 (HK\$' 000)	Others 其他 (HK\$' 000)	Total 總值 (HK\$' 000)
Cost or Valuation 成本值或評估值							
At 1st Jan., 2004	2004年1月1日結存	147,260	67,798	2,981	43,052	38,397	299,488
Additions	增添	-	156	-	304	711	1,171
Disposals	出售	-	-	-	-	(244)	(244)
At 31st Dec., 2004	2004年12月31日結存	147,260	67,954	2,981	43,356	38,864	300,415
Aggregate Depreciation 累積折舊							
At 1st Jan., 2004	2004年1月1日結存	25,245	24,884	2,977	38,429	33,761	125,296
Charges for 2004	本年度折舊	2,805	1,696	2	4,248	2,680	11,431
Write back on disposal	撥回(資產出售)	-	-	-	-	(243)	(243)
At 31st Dec., 2004	2004年12月31日結存	28,050	26,580	2,979	42,677	36,198	136,484
Net Book Value 賬面淨值							
At 31st Dec., 2004	2004年12月31日	119,210	41,374	2	679	2,666	163,931
At 31st Dec., 2003	2003年12月31日	122,015	42,914	4	4,623	4,636	174,192



香港電車有限公司
HONGKONG TRAMWAYS LIMITED

2004 營運及財務資料
Operational & Financial Information



HONGKONG TRAMWAYS LIMITED OPERATIONAL & FINANCIAL INFORMATION (2004)

Serving Hong Kong since 1904, Hongkong Tramways celebrated its 100th year of service in 2004 and has since commenced its second century of operations.

Over the years, Hongkong Tramways has been committed to continuous facility and service upgrade, striving to provide a safe, quality, convenient, economical and environmental-friendly transport means on the Hong Kong Island North. We are most delighted to be named as one of the top five public transport operators in an annual survey by the Democratic Alliance for the Betterment and Progress of Hong Kong in 2005.

Going forward, the Company will continue to strengthen its position as a safe and reliable public transport operator. It will also preserve the tram as a historic and cultural icon for promoting Hong Kong to visitors from all around the world.

2004年營運及財務資料

自一九〇四年起服務香港市民的香港電車公司，在二〇〇四年慶祝百周年紀念，並同時跨步邁進第二個世紀的服務。

這些年來，電車公司在設備和服務質素上不斷求進，致力為乘客提供方便、安全、優質、環保兼經濟實惠的陸上公共交通服務。電車在民建聯舉辦的「二〇〇五年香港市民對公共交通服務評分結果」中，獲選為最滿意的五大公共交通工具之一，成績令人欣喜。

今後，電車公司會繼續強化其作為安全可靠公共交通服務者的角色，服務市民；並且致力保存電車這個富歷史和文化象徵的標誌，藉此向世界各地的遊客宣傳香港。




OPERATIONAL INFORMATION (2004) 2004年營運資料

Item		2002	2003	2004
Total no. of Tram Routes Operated	電車路線總數	6	6	6
Total no. of Trams	電車車輛總數	163	163	163
Total Tram Capacity	車隊總載客量	18,675	18,675	18,675
Tram Availability	有效投入服務率	100%	100%	100%
Tram Utilization	車隊使用率	92.2%	92.2%	92.2%
Number of Passengers Carried	乘客人次總數			
- Annual Total Passengers (in million)	全年乘客人次 (以百萬計)	87	82	85
- Daily Average Passengers (in thousand)	每日平均乘客人次 (以千計)	238.7	223.7	232.0
Total Distance Travelled	總行車里數			
- Annual Total Distance (in million)	全年總行車里數 (以百萬計)	6.1	6.0	6.1
- Daily Average Distance (in thousand)	每日平均行車里數 (以千計)	16.9	16.3	16.6
Lost Mileage	班次失誤比率			
- Ratio of total lost mileage to scheduled mileage	失誤與預計班次之比率	5.5%	4.9%	5.8%
- Ratio of lost mileage due to tram breakdown to scheduled mileage	因電車損壞而導致班次失誤與預計班次之比率	0.7%	0.2%	0.2%
No. of Tram Accidents	電車意外總數			
- Annual Total Accidents (Cases per thousand vehicle km)	全年電車意外	7.3	7.5	6.5
- Accidents involving Personal Injury (Cases per thousand vehicle km)	牽涉個人個案	2.7	2.8	2.6
Total no. of Complaints Received	投訴數目	7	8.9	8.1
(Cases per million passengers)				
No. of Surveys Conducted	乘客意見調查數目	1	1	1
No. of Tram Shelters	電車亭數目			
- Total no. of Existing Shelters	電車亭總數	93	93	93
- No. of New Shelters	興建新電車亭的數目	0	0	0

Hongkong Tramways Limited 香港電車有限公司


Total Number of Tram Routes Operated 電車路線總數

6 routes are - 電車路線共6條 - 包括
 Shaikwan to Western Market 筲箕灣往西區碼頭
 Shaikwan to Happy Valley 筲箕灣往渣甸山
 North Point to Whitty Street 北角往維多利亞
 Happy Valley to Kennedy Town 跑馬地往堅尼地城
 Causeway Bay to Kennedy Town 銅鑼灣往堅尼地城
 Western Market to Kennedy Town 西區往堅尼地城



Total Number of Trams 電車車輛總數

Hongkong Tramways Limited operates total 163 trams, including 161 passenger trams and 2 antique trams.
 香港電車有限公司經營163輛電車，分別為161輛載客電車及2輛古董電車。




Total Tram Capacity 車隊總載客量

Each passenger tram carries 115 persons.
 每輛載客電車可容納115人。



Tram Availability 有效投入服務率

The ratio of actual number of trams provided to public to scheduled number of trams.
 實際與預計行車數目之比率。



Tram Utilization 車隊使用率

The ratio of actual tram allocation to total fleet size.
 實際行車與車隊數目之比率。



Number of Passengers Carried 乘客人次總數

Green bar indicates the annual total tram passengers in million.
 Red line indicated the daily average passengers in thousand.
 綠色直條代表全年乘客人次 (以百萬計)。
 紅線代表每日平均乘客人次 (以千計)。

