

## **Survey on Racial Discrimination Bill**

*Colours in Peace*

*May 2008*

### **1. Introduction**

Colours in Peace is a group of volunteers from various ethnic backgrounds aiming to work for racial equality in Hong Kong. Since the Race Discrimination Bill (RDB) was tabled to the Legislative Council in December 2006, it will be the fourth equal opportunity ordinance in Hong Kong. We are concerned about the Bill (RDB) and its impacts on the livelihood of ethnic minorities in Hong Kong, particularly the clauses on language and exceptions. So, we conducted a survey to know the attitude of people in Hong Kong (mainly local Chinese and ethnic minorities) towards RDB, particularly on language, equal opportunities and perception of respondents' livelihood. We successfully interviewed 289 people (130 ethnic minorities, 159 local Chinese) from 15 to 26 April 2008.

### **2. Research Methodology**

#### **Respondents**

- 2.1 As the survey seeks to compare the attitudes of ethnic minorities and local Chinese towards RDB, two groups of respondents were selected. One group is the ethnic minorities who consist of three major ethnicities in Hong Kong other than live-in foreign domestic helpers, namely Indian, Nepalese and Pakistani. The other group is the local Chinese who speak Cantonese.

#### **Data Collection and Sampling Method**

- 2.2 A structured questionnaire was designed in this research. The data was collected either by using face-to-face personal interview or a self-administrated questionnaire.

2.3 For the samples of ethnic minorities, as it is difficult to perform a random sampling within the group, or the cost to sample randomly is very high, for the sake of simplicity and the constraints of time and financial resources, *Convenience Sampling*, a non-probability sampling method was adopted. The samples were collected at Islamic Centre for Indian, Sikh Temple and streets of Kwun Tong and Cheung Sha Wan for Pakistani, and streets of Jordan and Tsuen Wan for Nepalese.

2.4 For the samples of local Chinese, also for the sake of simplicity and the constraints of time and financial resources, *Convenience Sampling* was adopted. The samples were collected at the streets of five districts in Hong Kong, Kowloon and New Territories.

### Survey Details

2.5 The dates, venues and the total number of successful cases of the survey were as follows (Table 2.5):

Table 2.5: Dates, venues and the total number of successful cases of the survey

Respondent		Date	Venue	No. of successful cases
Ethnic Minorities	Nepalese	15/4	Jordan	11
		23/4	Jordan	13
		20/4	Tsuen Wan	24
	Pakistani	19/4	Kwai Chung	21
			Islamic Centre	
		26/4	Kwun Tong	10
		16/4	Cheung Sha Wan	6
Indian	20/4	Sikh Temple	45	
			<b>Sub-total</b>	<b>130</b>
Local Chinese		15/4	Shatin	30
		16/4	Kwun Tong	36
		20/4	Causeway Bay	30
		22/4	Tuen Mun	35
		16/4-26/4	Cheung Sha Wan	28
			<b>Sub-total</b>	<b>159</b>
<b>Total no. of cases</b>				<b>289</b>

### **3. Research Result**

#### **Introduction**

3.1 In this session, findings from the survey will be outlined. The questionnaire is attached as *Appendix 1*. After a brief account on the profile of successful respondents for the survey, some major findings will be presented. For the sake of simplicity, the analysis was conducted by combining the samples of Indian, Nepalese and Pakistani into one single sample and simply called it “Ethnic Minorities”. That is, we would seek to understand the opinions of “Ethnic Minorities” on RDB, but not for individual ethnicity.

#### **Profile of Respondents**

##### **(A) Gender**

3.2 Of the 130 *Ethnic Minorities* respondents, 61.5% of the respondents were males while 38.5% were the females. But for the *Local Chinese* respondents, this proportion was reversed. Of the 159 *Local Chinese* respondents, 37.7% were males while 62.3% were the females (Table 3.2).

Table 3.2: Distribution of respondents by Gender

<b>Gender</b>	<b>Ethnic Minorities</b>		<b>Local Chinese</b>	
	<b>Frequency</b>	<b>%</b>	<b>Frequency</b>	<b>%</b>
Male	80	61.5	60	37.7
Female	50	38.5	99	62.3
<b>Total</b>	<b>130</b>	<b>100.0</b>	<b>159</b>	<b>100.0</b>

##### **(B) Age**

3.3 For *Ethnic Minorities* respondents, relatively higher proportions (28.5%) of respondents fall into the age category of 31-40, followed by 18-30 (27.7%) while for *Local Chinese* respondents, a higher proportion (47.2%) of respondents fall into the age range of 18-30 (Table 3.3).

Table 3.3: Distribution of respondents by Age

<b>Age</b>	<b>Ethnic Minorities</b>		<b>Local Chinese</b>	
	<b>Frequency</b>	<b>%</b>	<b>Frequency</b>	<b>%</b>

18 or under	20	15.4	19	11.9
18-30	36	27.7	75	47.2
31-40	37	28.5	22	13.8
41-50	23	17.7	26	16.4
51-64	11	8.5	14	8.8
65 or above	3	2.3	3	1.9
<b>Total</b>	<b>130</b>	<b>100.0</b>	<b>159</b>	<b>100.0</b>

### (C) Monthly Household Income

3.4 For *Ethnic Minorities* respondents, relatively higher proportions (44.9%) of respondents fall into the category of \$5,000-\$9,999, followed by \$10,000-\$19,999 (31.4%) while for *Local Chinese* respondents, relatively higher proportions (37.9%) of respondents fall into the range of \$10,000-\$19,999 (37.9%), followed by \$20,000-\$29,999 (22.9%) (Table 3.4).

Table 3.4: Distribution of respondents by Monthly Household Income

Household Income	Ethnic Minorities		Local Chinese	
	Frequency	%	Frequency	%
\$5,000 below	13	11.0	12	7.8
\$5,000-\$9,999	53	44.9	20	13.1
\$10,000-\$19,999	37	31.4	58	37.9
\$20,000-\$29,999	10	8.5	35	22.9
\$30,000 or above	5	4.2	28	18.3
<b>Total</b>	<b>118</b>	<b>100.0</b>	<b>153</b>	<b>100.0</b>

## Major Findings

### (A) Understanding of RDB

3.5 More than half of *Ethnic Minorities* respondents (54.6%) expressed that they have heard the RDB while 61.6% of *Local Chinese* respondents expressed that they have heard the RDB (Table 3.5).

Table 3.5: "Have you heard about the Racial Discrimination Bill?"

	Ethnic Minorities		Local Chinese	
	Frequency	%	Frequency	%

Have never heard	59	45.4	61	38.4
Have heard	71	<b>54.6</b>	98	<b>61.6</b>
<b>Total</b>	<b>130</b>	<b>100.0</b>	<b>159</b>	<b>100.0</b>

$\chi^2=15.62$ ,  $p<0.05$

### (B) Changing of Livelihood if RDB is Established

3.6 If the currently proposed RDB is established, will the livelihood of *Local Chinese* be improved or worsen? The survey reveals that 63.4% of *Ethnic Minorities* respondents expressed that the livelihood of *Local Chinese* will be improved; only 19.7% thought that it would be no change. But for *Local Chinese* respondents, majority of them (70.4%) expressed that their livelihood will be no change if the currently proposed RDB is established, only 22.4% thought that it would be improved (upper part of Table 3.6).

3.7 On the other hand, if the currently proposed RDB is established, will the livelihood of *Ethnic Minorities* be improved or worsen? The survey reveals that 35.2% of *Ethnic Minorities* respondents expressed that their livelihood will be worsen, but 32.4% of them expressed that their livelihood will be improved. For *Local Chinese* respondents, the result was one-sided, majority of *Local Chinese* (80.6%) expressed that the livelihood of *Ethnic Minorities* will be improved, and only 12.2% thought that it would be no change (lower part of Table 3.6).

Table 3.6: “If the currently proposed RDB is established, do you think the following groups’ livelihood will be improved or worsen?”

Livelihood		Ethnic Minorities		Local Chinese	
		Frequency	%	Frequency	%
Local Chinese	Improved	45	<b>63.4</b>	22	22.4
	Worsen	1	1.4	2	2.0
	No Change	14	19.7	69	<b>70.4</b>
	No Idea	11	15.5	5	5.1
<b>Total</b>		<b>71</b>	<b>100.0</b>	<b>98</b>	<b>100.0</b>

$\chi^2=43.73$ ,  $p<0.001$

Ethnic Minorities	Improved	23	32.4	79	<b>80.6</b>
	Worsen	25	<b>35.2</b>	2	2.0
	No Change	13	18.3	12	12.2
	No Idea	10	14.1	5	5.1

<b>Total</b>	<b>71</b>	<b>100.0</b>	<b>98</b>	<b>100.0</b>
--------------	-----------	--------------	-----------	--------------

$\chi^2=48.98, p<0.001$

Remarks: The total number of respondents is fewer because these questions are only for those who “Have Heard” the RDB to answer.

### (C) Translation Services in Public Sectors

3.8 **Hospitals:** When respondents were asked whether they agree or not that it is mandatory to provide interpretation or translation services in hospitals, majority of *Ethnic Minorities* respondents (93.8%) and *Local Chinese* respondents (89.9%) agreed or strongly agreed the statement (Table 3.8).

3.9 **Educational Sectors:** When respondents were asked whether they agree or not that it is mandatory to provide interpretation or translation services in educational sectors, majority of *Ethnic Minorities* respondents (92.3%) agreed or strongly agreed the statement. For *Local Chinese* respondents, 75.5% of them agreed or strongly agreed the statement while 13.8% of respondents disagreed or strongly disagreed the statement (Table 3.8).

3.10 **Labour Dept.:** When respondents were asked whether they agree or not that it is mandatory to provide interpretation or translation services in Labour Department, majority of *Ethnic Minorities* respondents (86.1%) and *Local Chinese* respondents (85.5%) agreed or strongly agreed the statement (Table 3.8).

3.11 **Immigration Dept.:** When respondents were asked whether they agree or not that it is mandatory to provide interpretation or translation services in Immigration Department, majority of *Ethnic Minorities* respondents (96.2%) and *Local Chinese* respondents (88.6%) agreed or strongly agreed the statement (Table 3.8).

3.12 **Police Dept.:** When respondents were asked whether they agree or not that it is mandatory to provide interpretation or translation services in Police Department, majority of *Ethnic Minorities* respondents (89.3%) and *Local Chinese* respondents (90.6%) agreed or strongly agreed the statement (Table 3.8).

3.13 **Housing Authority:** When respondents were asked whether they agree or not that it is mandatory to provide interpretation or translation services in Housing Authority, majority of *Ethnic Minorities* respondents (89.2%) agreed or strongly

agreed the statement. But for *Local Chinese* respondents, only 69.8% of them agreed or strongly agreed the statement while 18.3% of respondents disagreed or strongly disagreed the statement (Table 3.8).

Table 3.8: “Do you agree that it is mandatory to provide interpretation or translation services for ethnic minorities in public sectors such as. ”

		Ethnic Minorities		Local Chinese	
		Frequency	%	Frequency	%
<b>Hospitals</b>	Strongly agree	94	<b>72.3</b>	42	<b>26.4</b>
	Agree	28	<b>21.5</b>	101	<b>63.5</b>
	Disagree	3	2.3	9	5.7
	Strongly disagree	1	0.8	0	0.0
	No Idea	4	3.1	7	4.4
<b>Total</b>		<b>130</b>	<b>100.0</b>	<b>159</b>	<b>100.0</b>

$\chi^2=63.74$ ,  $p<0.001$

<b>Educational Sectors</b>	Strongly agree	81	<b>62.3</b>	31	<b>19.5</b>
	Agree	39	<b>30.0</b>	89	<b>56.0</b>
	Disagree	2	1.5	21	13.2
	Strongly disagree	2	1.5	1	0.6
	No Idea	6	4.6	17	10.7
<b>Total</b>		<b>130</b>	<b>100.0</b>	<b>159</b>	<b>100.0</b>

$\chi^2=60.85$ ,  $p<0.001$

<b>Labour Dept.</b>	Strongly agree	68	<b>52.3</b>	35	<b>22.0</b>
	Agree	44	<b>33.8</b>	101	<b>63.5</b>
	Disagree	11	8.5	14	8.8
	Strongly disagree	1	0.8	1	0.6
	No Idea	6	4.6	8	5.0
<b>Total</b>		<b>130</b>	<b>100.0</b>	<b>159</b>	<b>100.0</b>

$\chi^2=31.03$ ,  $p<0.001$

<b>Immigration Dept.</b>	Strongly agree	98	<b>75.4</b>	60	<b>37.7</b>
	Agree	27	<b>20.8</b>	81	<b>50.9</b>
	Disagree	2	1.5	10	6.3
	Strongly disagree	1	0.8	0	0.0
	No Idea	2	1.5	8	5.0

<b>Total</b>	<b>130</b>	<b>100.0</b>	<b>159</b>	<b>100.0</b>
--------------	------------	--------------	------------	--------------

$\chi^2=43.60$ ,  $p<0.001$

<b>Police Dept.</b>	Strongly agree	92	<b>70.8</b>	58	<b>36.5</b>
	Agree	24	<b>18.5</b>	86	<b>54.1</b>
	Disagree	5	3.8	10	6.3
	Strongly disagree	2	1.5	1	0.6
	No Idea	7	5.4	4	2.5
<b>Total</b>	<b>130</b>	<b>100.0</b>	<b>159</b>	<b>100.0</b>	

$\chi^2=42.99$ ,  $p<0.001$

<b>Housing Authority</b>	Strongly agree	72	<b>55.4</b>	30	<b>18.9</b>
	Agree	44	<b>33.8</b>	81	<b>50.9</b>
	Disagree	7	5.4	26	16.4
	Strongly disagree	1	0.8	3	1.9
	No Idea	6	4.6	19	11.9
<b>Total</b>	<b>130</b>	<b>100.0</b>	<b>159</b>	<b>100.0</b>	

$\chi^2=44.48$ ,  $p<0.001$

#### (D) Equal Protection as the Other Discrimination Ordinances

3.14 When respondents were asked whether they agree or not that the RDB should provide equal protection against racial discrimination as the other ordinances provide to discrimination against Sex, Disability and Family Status, majority of *Ethnic Minorities* respondents (93.1%) and *Local Chinese* respondents (80.5%) agreed or strongly agreed the statement (Table 3.14).

Table 3.14: “Do you agree that the RDB should provide equal protection against racial discrimination as the other ordinances provide to discrimination against Sex, Disability and Family Status?”

	<b>Ethnic Minorities</b>		<b>Local Chinese</b>	
	<b>Frequency</b>	<b>%</b>	<b>Frequency</b>	<b>%</b>
Strongly agree	88	<b>67.7</b>	36	<b>22.6</b>
Agree	33	<b>25.4</b>	92	<b>57.9</b>
Disagree	3	2.3	15	9.4
Strongly disagree	2	1.5	0	0.0
No Idea	4	3.1	16	10.1
<b>Total</b>	<b>130</b>	<b>100.0</b>	<b>159</b>	<b>100.0</b>



$\chi^2=64.60$ ,  $p<0.001$

**(E) Exception for Nationality and Citizenship**

3.15 When respondents were asked whether they agree or not that the bill should protect the nationality and citizenship, majority of *Ethnic Minorities* respondents (94.6%) agreed or strongly agreed the statement. But for *Local Chinese* respondents, only 68.6% of them agreed or strongly agreed the statement while 18.2% of respondents disagreed or strongly disagreed the statement (Table 3.15).

Table 3.15: “Do you agree the bill should protect the nationality and citizenship?”

	Ethnic Minorities		Local Chinese	
	Frequency	%	Frequency	%
Strongly agree	92	<b>70.8</b>	30	<b>18.9</b>
Agree	31	<b>23.8</b>	79	<b>49.7</b>
Disagree	3	2.3	25	15.7
Strongly disagree	0	0.0	4	2.5
No Idea	4	3.1	21	13.2
<b>Total</b>	<b>130</b>	<b>100.0</b>	<b>159</b>	<b>100.0</b>

$\chi^2=83.23$ ,  $p<0.001$

**4. Observations and Discussion**

1. From the survey, we found that around 38% of local Chinese and almost 45% of EM respondents have never heard about RDB. This result is related to the promotion of RDB by the government, the question is: Is the government satisfied with only more than half of the ethnic minorities and 60% of local Chinese “have heard” about the bill, let alone “knowing” it? Even those who have heard about the bill, they may not really know the details, as one of our EM respondents says, “I heard about it, but I don’t know what it’s about.”

2. For the impact of proposed RDB on the livelihood, for those who replied to “have heard” the bill, 63.4% of EM respondents think that local Chinese livelihood will be improved, whereas 80.6% of local Chinese thinks that EM’s livelihood will be

improved. Both groups think that the other group's livelihood will be improved. For the local Chinese, they may think that RDB is just for the protection of EM, it will not have any impact on their own livelihood (70.4% of local Chinese respondents think their livelihood will have no change). However, a significant percentage (35.2%) of EM respondents think that their livelihood will be worsen. If RDB is concerning an equal rights among different ethnic groups in Hong Kong, the discrepancies may tell the educational effect of RDB.

3. For translation service, very high percentage of both EM and local Chinese agree that it is mandatory to provide this service in hospitals (93.8% for EM, 89.9% for local Chinese), labour (86.1% for EM, 85.5% for local Chinese), immigration (96.2% for EM, 88.6% for local Chinese) and police (89.3% for EM, 90.6% for local Chinese) departments. But for the service in education sectors (92.3% for EM, 75.5% for local Chinese) and housing authorities (89.2% for EM, 69.8% for local Chinese), higher percentage of EM respondents agree that it is mandatory. The responses from the EM group show that all of these services are essential to them but the local Chinese have different opinions.

4. Most respondents (80.5% local Chinese, 93.1% EM) agree that RDB should provide same protection as existing equal opportunity ordinances. But for the issue of exception for nationality and citizenship, 94.6% EM respondents agree that RDB should protect people of different nationality and citizenship, whereas only 68.6% of local Chinese respondents do. Moreover, 18.2% local Chinese respondents disagree. The discrepancy in the attitude shows the conception of citizenship in Hong Kong. There is a concept that the bill should only protect Hong Kong citizens. This conception is contradictory to the highly acclaimed "world city" image of Hong

Kong.

## **5. Recommendations**

The survey has revealed that over half of respondents have heard the bill, but the percentage of respondents who have not heard about the bill is significant. The government should put more efforts to inform the concerned groups about RDB. Besides legislation, public education should be addressed to both local Chinese and EM. The message of racial equality should reach to all walks of life. In the proposed RDB, language is a critical issue. The provision of interpretation or translation services is essential to the livelihood of EM. The bill should eliminate the language barriers in access to public services and their rights for social development.

As many of the respondents agree, RDB should provide the same level of protection that the Sex Discrimination Ordinance (SDO), the Disability Discrimination Ordinance (DDO) and the Family Status Discrimination Ordinance (FSDO) granted. The Bill should provide equal protection against racial discrimination, as the other ordinances provided to discrimination against sex, disability and family status.

Other than the limited applies to the Government, the current Racial Discrimination Bill includes other exceptions. These exceptions may not stop the current discrimination acts against languages, nationalities or citizenship etc., on the contrary these may allow the unjustifiable discriminations to continue, or develop new form of discriminations. Exemptions of the Bill should be justifiable according to established standards. With weak supports these exemptions should not be allowed.

The Bill is not just a legal document but also an educational tool. The message that RDB is sending about the commitment to addressing racial discrimination should be considered. We have to ensure the bill does not send a wrong message that victims of racial discrimination deserve less protection than victims of other types of discrimination, that Hong Kong does not comply human rights obligations, that Hong Kong endures unjustifiable discriminations. These messages should not be promoted.

The education role of the bill should not be ignored. The exemptions of the bill will spread the message that discrimination in certain sectors and aspects are acceptable, certain policies and practices can be excluded to racial discrimination, thus insist the discriminatory policies to continue, discourage people to take action to stop all kinds of racial discrimination. Moreover, the limited application to Government spread a message that there is no need for the government to take the leading role to stop racial discrimination; the commitment of the government to human rights is limited.

RDB should be an effective tool to remedy and prevent racial discrimination. It should reflect the determination of the Government to stop racial discrimination in Hong Kong. Thus the Bill that provides weaker protection to ethnic minorities than to women and disabled.

If RDB cannot protect ethnic minorities from racial discriminations and improve their livelihood, it is a bad bill. As some of our group member says, “No bill is better than a bad bill.”

---

Survey on

*Race Discrimination Bill (RDB)*

《種族歧視條例草案》問卷調查

*“Ethnic Youths Say NO to Racist Bill”*

---

Colors in Peace

一人見一種顏色種族和諧計劃

9-6-2008

# Colors in Peace

## 一人見一種顏色種族和諧計劃

- <Colors in Peace> is a voluntary group, with youths from different ethnic backgrounds, for promoting racial equality and harmony in Hong Kong.
- This voluntary group is organized by [Hong Kong Christian Institute](#) and [YMCA of Hong Kong \(Cheung Sha Wan Centre\)](#).


<一人見一種顏色種族和諧計劃>由來自不同族裔背景的青年人組成,為促進香港種族和諧平等.

本計劃由[香港基督徒學會](#)及[港青長沙灣中心](#)合辦.



# Purpose of the survey 調查目的

- We are concerned about the Bill (RDB) and its impacts on the livelihood of ethnic minorities (EM) in HK
- 我們關注《種族歧視條例草案》及其對香港少數族裔生計的影響。





# Purpose of the survey 調查目的

- A survey was conducted in April to know the attitude of people in HK (mainly local Chinese and ethnic minorities) towards RDB
- The survey focused on language, equal opportunities and perception of respondents' livelihood
- 我們在四月份在港九新界各區進行問卷調查，訪問香港市民對條例草案的意見，主要受訪者為本地華人及少數族裔。
- 調查主要集中在語言，平等機會及受訪者對生計的觀感。

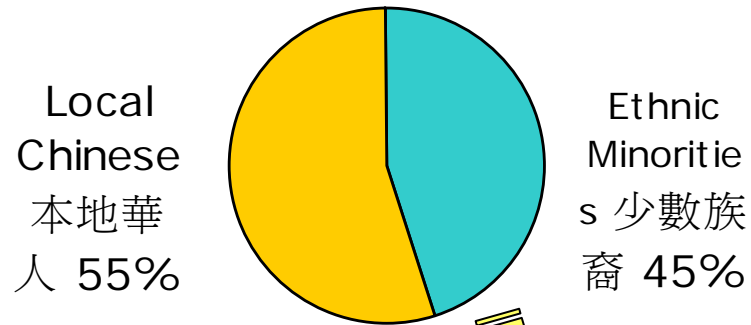




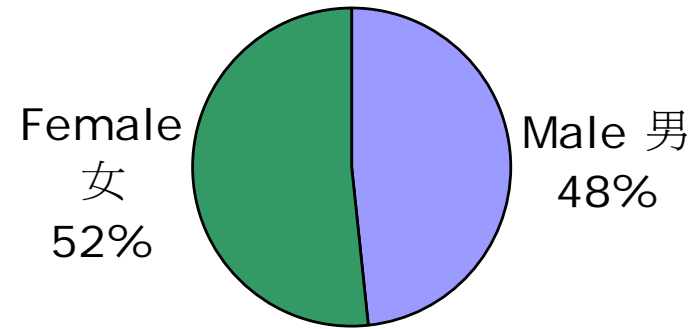
# Respondents background 對象背景

## Total Respondents 調查總數 : 289

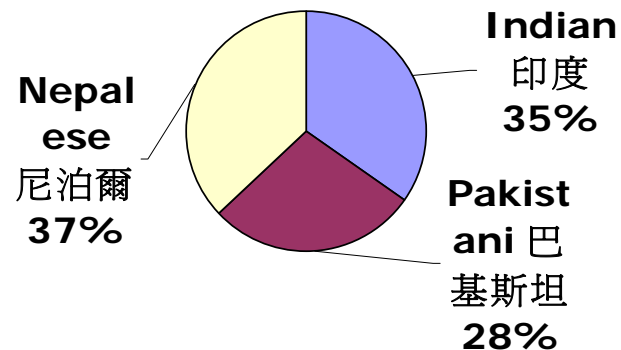
By Ethnicity 種族



By Gender 性別

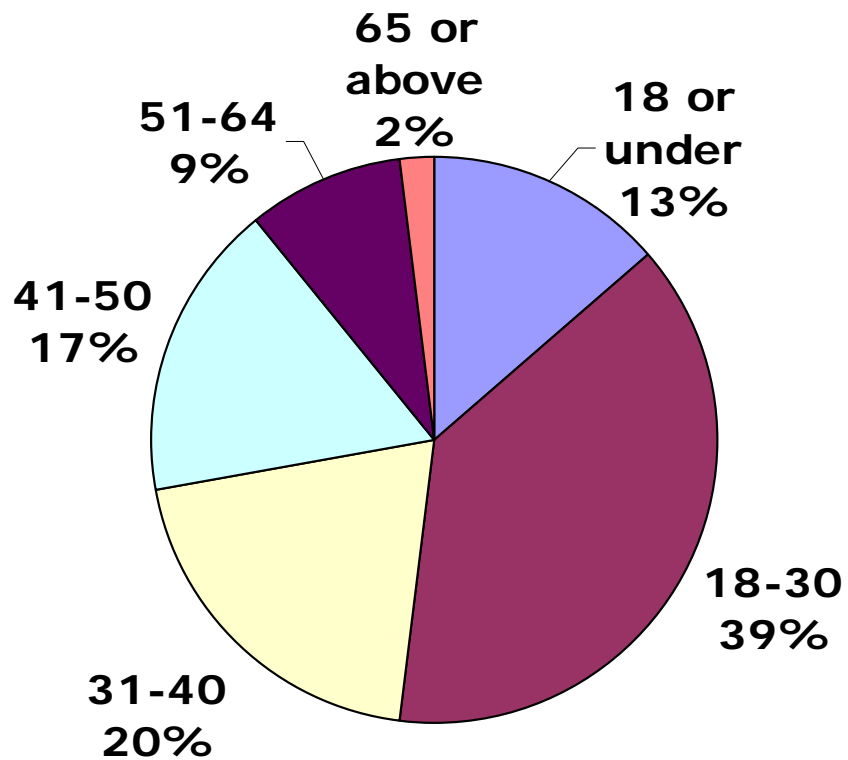


Proportion among EM  
少數族裔中的百分比

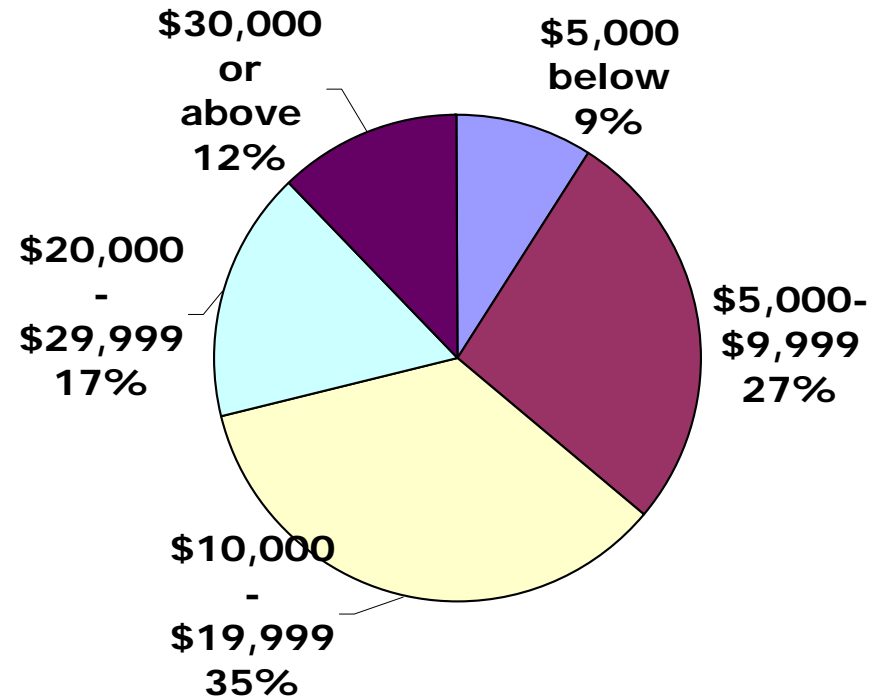


# Respondents background 對象背景

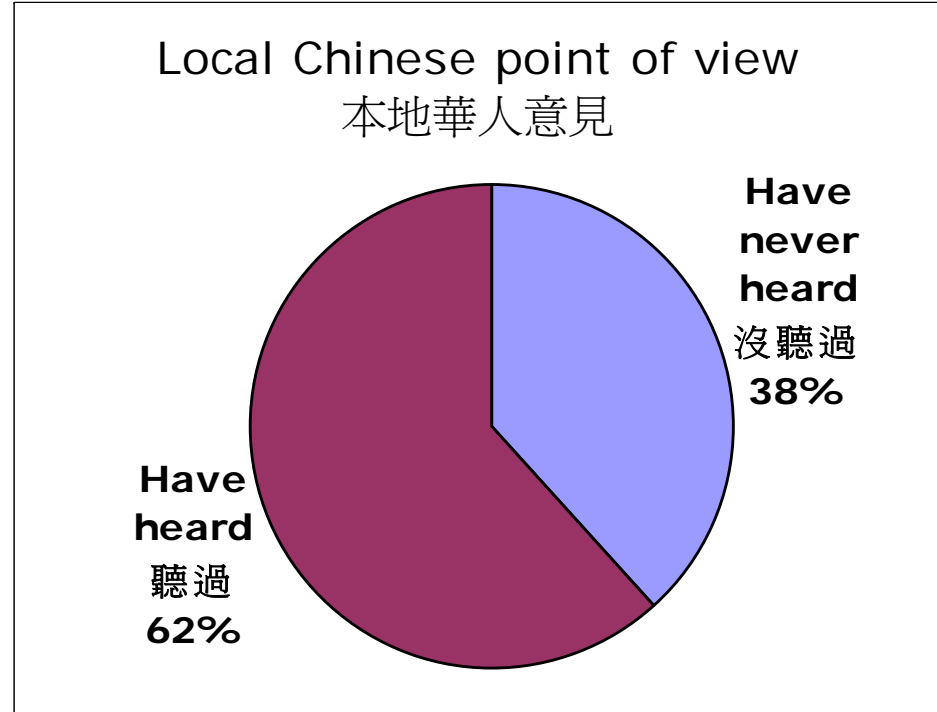
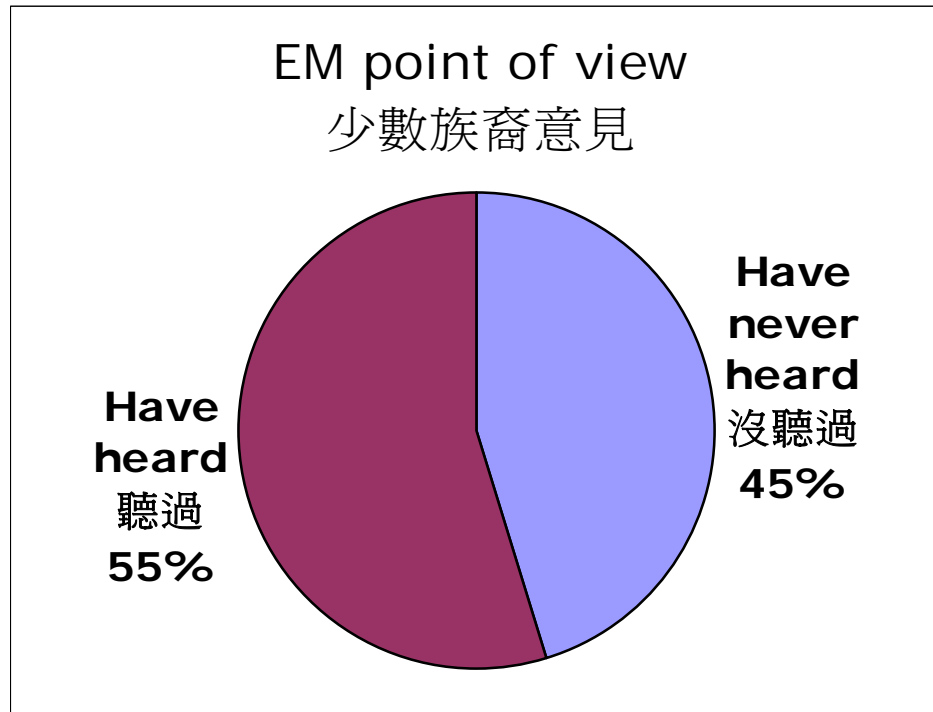
By Age 年齡



By Income 個人入息



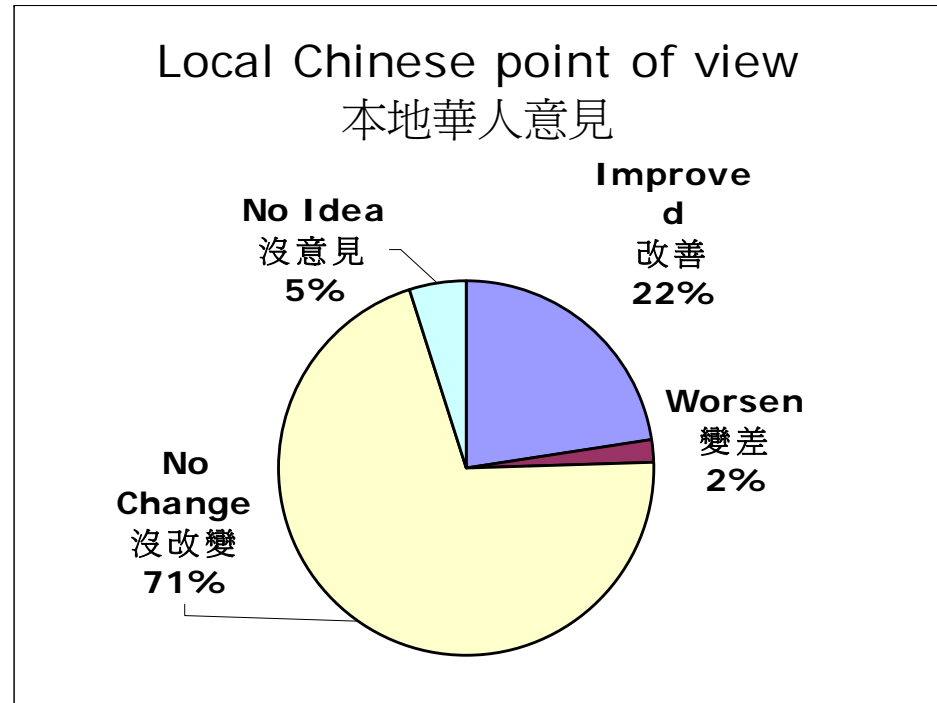
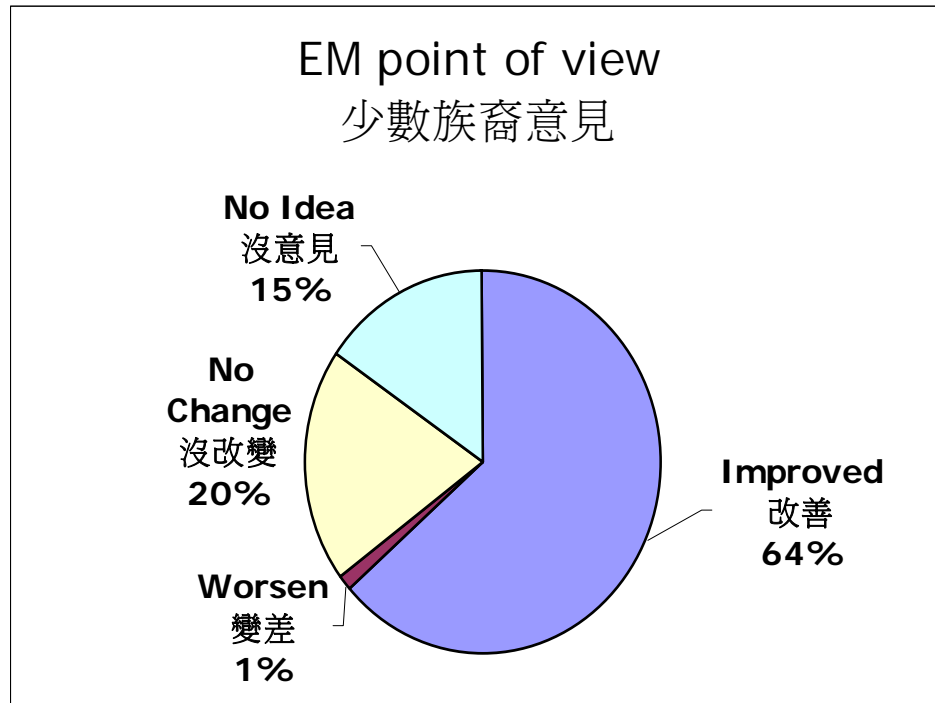
# Have you heard about the Racial Discrimination Bill? 你有沒有聽過種族歧視條例草案?



Is the government satisfied with such percentage of EM and local Chinese “have heard” about the bill, let alone “knowing” it?  
政府對「聽過」此條例的市民比率滿意嗎？

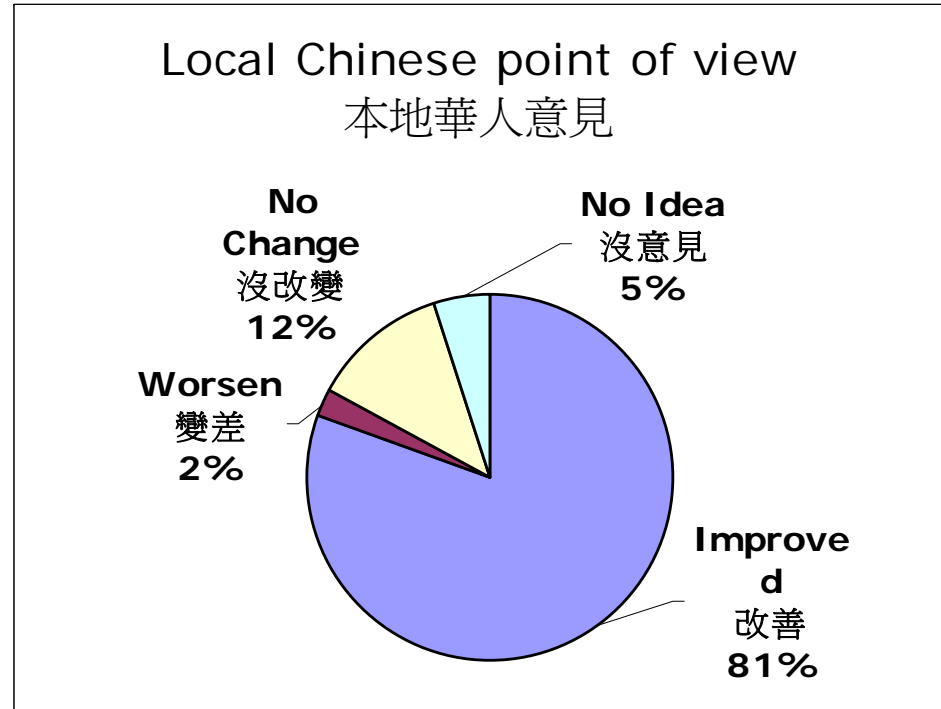
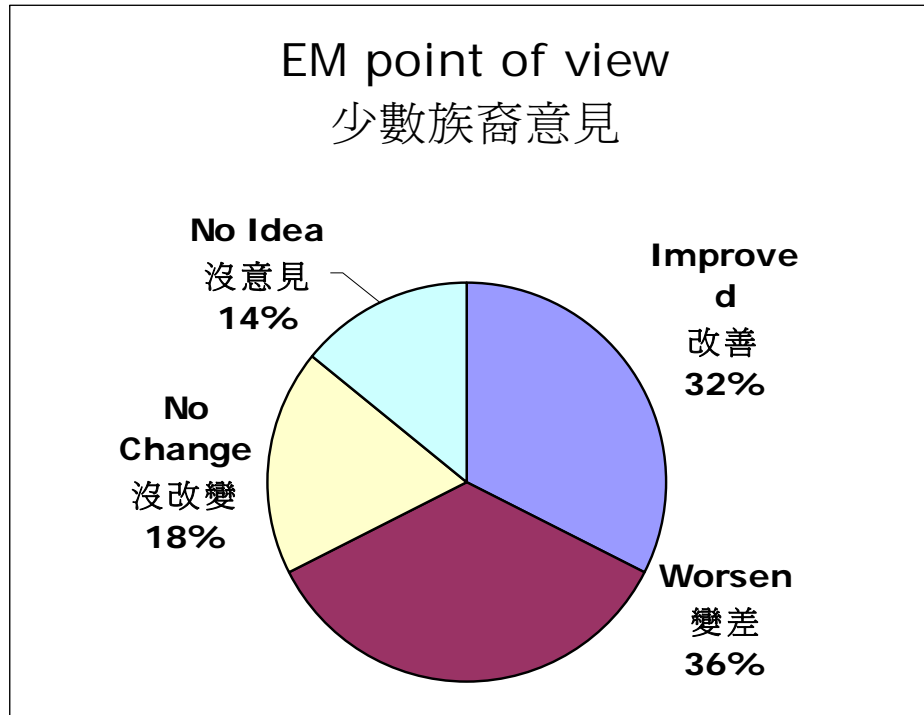
If the currently proposed RDB is established, will the livelihood of **Local Chinese** be improved or worsen?

如果建議中的種族歧視條例草案獲得通過，**本地華人**的待遇會有什麼改變?



If the currently proposed RDB is established, will the livelihood of **Ethnic Minorities** be improved or worsen?

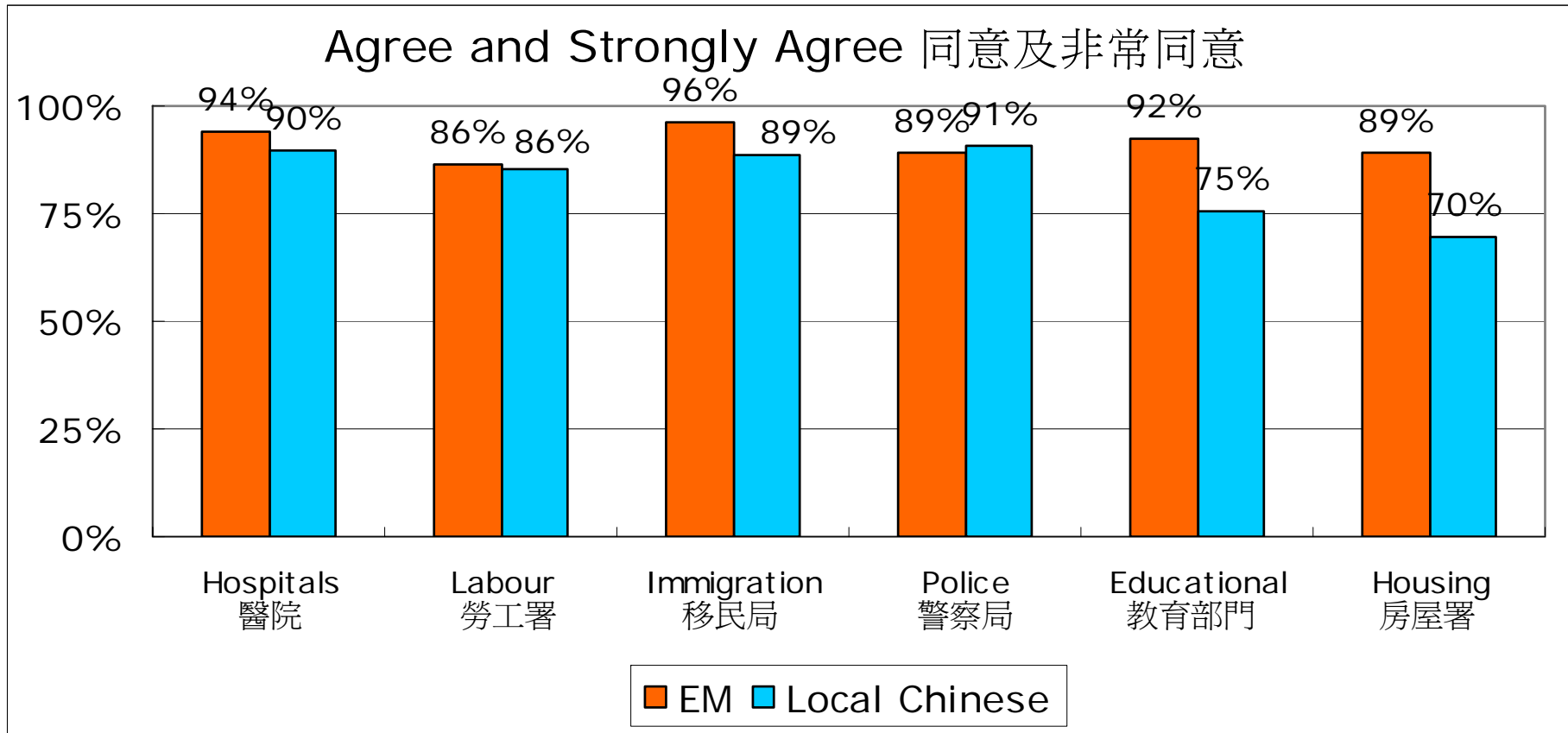
如果建議中的種族歧視條例草案獲得通過，**少數族裔**的待遇會有什麼改變？



If RDB is concerning an equal rights among different ethnic groups in Hong Kong, the discrepancies may tell the educational effect of RDB.

若種族歧視條例草案有關不同族裔的同等權利，上述不同族裔的意見差異反映條例草案的教育效應。

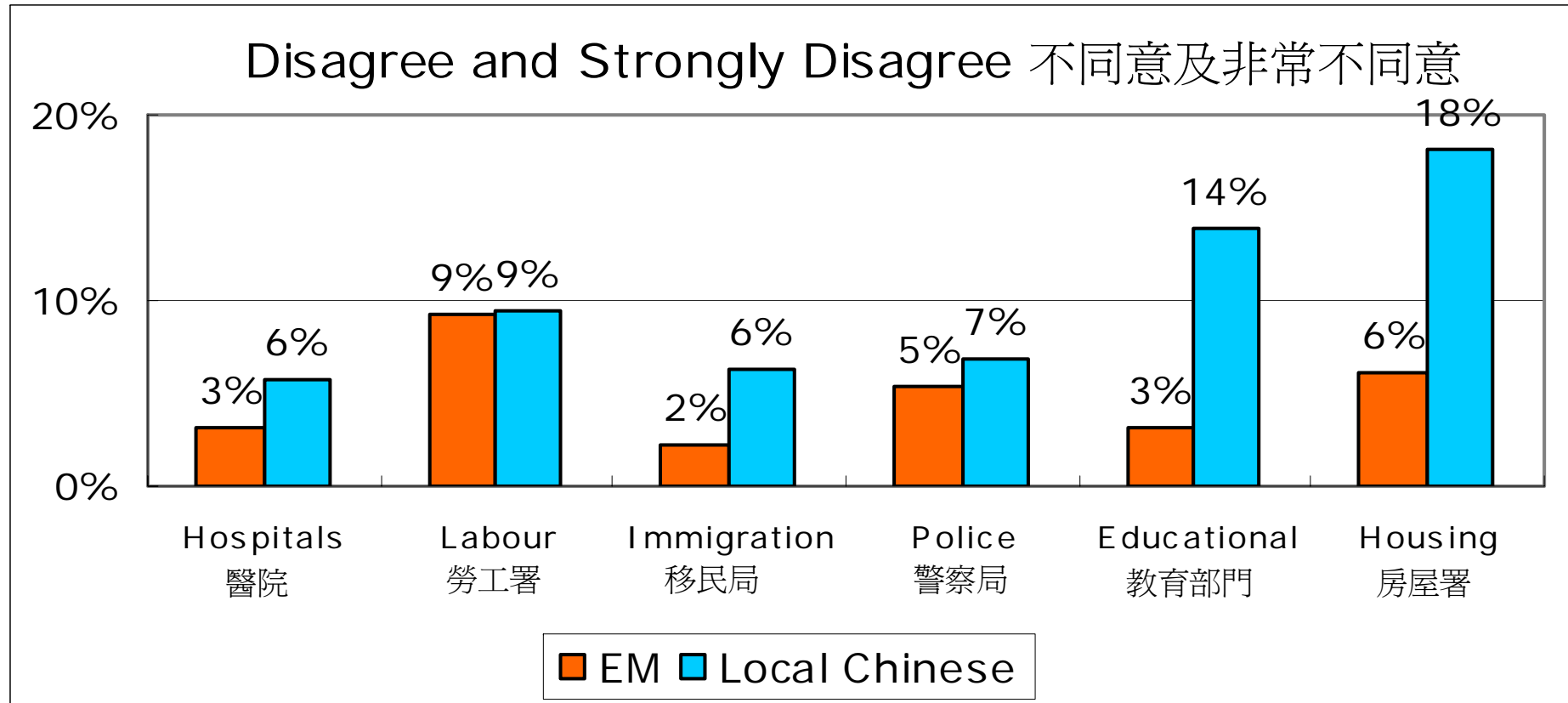
# Mandatory Translation Services in Different Sectors 在不同部門提供強制的傳譯服務



The responses from the EM group show that all of these services are essential to them but the local Chinese have different opinions.

少數族裔認為這些服務對他們十分重要，但本地華人卻有不同意見。

# Mandatory Translation Services in Different Sectors 在不同部門提供強制的傳譯服務

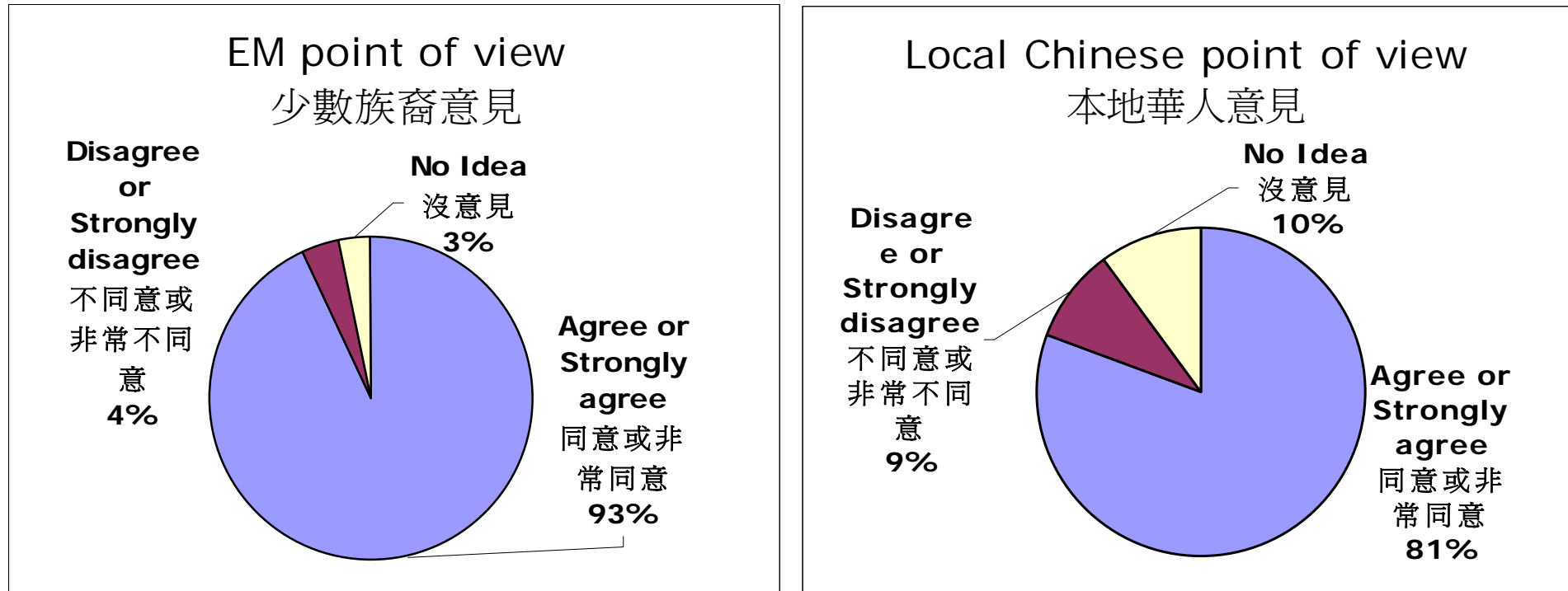


The responses from the EM group show that all of these services are essential to them but the local Chinese have different opinions.

少數族裔認為這些服務對他們十分重要，但本地華人卻有不同意見。

# Do you agree that the RDB should provide equal protection against racial discrimination as the other Discrimination Ordinances?

應否與現有的平等機會條例提供相同的保障範疇?



Most respondents agree that RDB should provide same protection as existing equal opportunity ordinances.

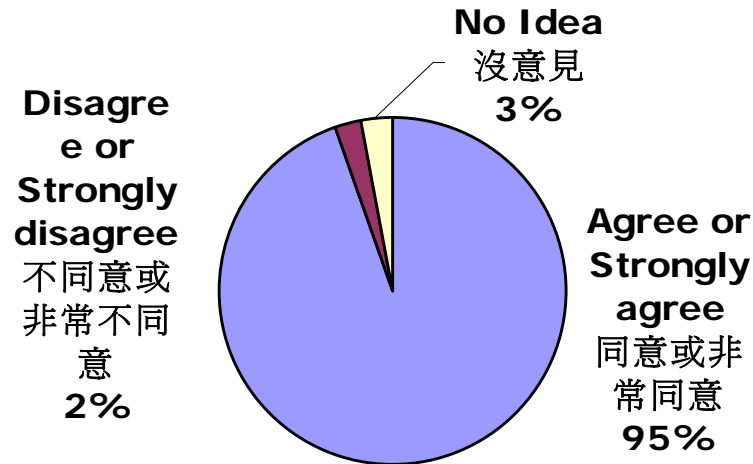
大部分受訪者同意條例草案應提供現有平等機會條例的相同保障。



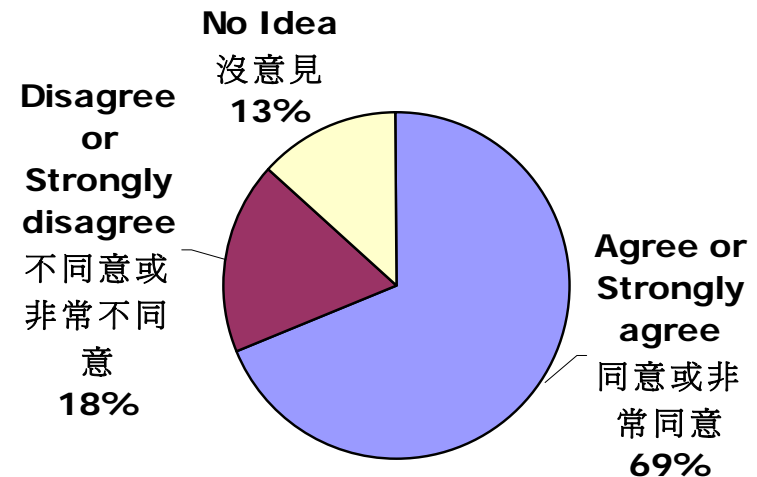
# Do you agree the bill should protect the nationality and citizenship?

## 條例應否包括國籍及公民身份的保障?

EM point of view  
少數族裔意見



Local Chinese point of view  
本地華人意見



The discrepancy shows the conception of citizenship in Hong Kong. There is a concept that the bill should only protect Hong Kong citizens.

兩組受訪者的意見差異反映對公民權的觀念，有些受訪者認為條例應只保障香港公民。

---

# Conclusion 結論

- The survey has revealed that more than 40% of respondents have not heard the bill, the government should put more efforts to inform Hong Kong people about RDB.
  - 調查反映仍有四成多受訪者未聽聞草案，所以政府應加強宣傳，讓市民認識種族歧視立法。
-

---

# Conclusion 結論

- In the proposed RDB, language is a critical issue. The provision of interpretation or translation services is essential to the livelihood of EM. The bill should eliminate the language barriers in access to public services and their rights for social development.
  - 在草案中，語言是十分關鍵的議題，傳譯及翻譯服務對少數族裔的生計影響至巨。草案應消除語言障礙，讓他們得到公共服務，保障他們社會發展的權利。
-

---

# Conclusion 結論

- Besides legislation, public education should be addressed to both local Chinese and EM. The message of racial equality should reach to all walks of life.
  - 除了立法，公眾教育應同時針對本地華人及少數族裔，種族平等的信息應傳遞予社會各界人士。
-

---

Thank you!

---

多謝！

## 一人見一種顏色 (Colours in Peace)

### 就《種族歧視條例草案》的聲明

2008年6月9日

我們是「一人見一種顏色種族和諧計劃」的成員，我們由來自不同族裔背景的青年人，致力促進香港的種族和諧、平等。

我們很高興香港終於就種族歧視立法。雖然經過四年前的諮詢和前年底開始的立法程序，但我們的調查顯示，仍有大概四成本地華人及少數族裔從來沒有聽聞過反種族歧視條例。有聽聞過該條例的受訪者中，有八成本地華人指法例有助改善少數族裔的生活，但同時有三成半的少數族裔認為法例通過後，他們的生活會更惡劣。我們質疑政府對該條例的宣傳和教育是否足夠，另外，數字的差距又是否意味著社會未有足夠的共識。

有八成以上的少數族裔認為政府公營機關，如醫療、勞工、入境、執法、教育及房屋部門，必需提供翻譯服務。以上機關提供的服務與市民生活息息相關，沒有適切的翻譯服務，絕對會妨礙少數族裔使用社會資源及服務的權利，影響他們長遠發展，難以改善生活。

改善少數族裔生活，消除歧視，政府責無旁貸。如今，條例草案對政府的約束力並不足夠，即是政府部門歧視少數族裔，都不需要負上任何法律責任。政府的舉動具有領導作用，是社會學習的指標，如五天工作天，節約能源等。現今的條例草案，由政府「親身示範」如何歧視而不觸犯法例，對促進種族和諧並沒有幫助，最好的做法還是以身作則，投放資源，表現特區政府尊重人權的一面。

《種族歧視條例草案》的立法程序已接近尾聲。一旦通過不完善而充滿歧視漏洞的法例，我們懷疑立法會否違背公義的原則，適得其反。我們肯定法律是維護社會公義、保障市民權益的工具。如果立法並不能使少數族裔的權益獲得足夠的保護，反而允許甚至鼓勵歧視行為不斷發生，受害者申訴無門的話，我們拒絕接受這種歧視性的法例。

## Colours in Peace on *Race Discrimination Bill*

9 June 2008

We, Colours in Peace, are youths from different ethnic backgrounds for racial equality and harmony in Hong Kong.

We welcome the legislation against racial discrimination in Hong Kong. There have been consultation on the legislation four years ago and the Race Discrimination Bill (RDB) was tabled in late 2006, but there are around 40% of local Chinese and ethnic minorities who never heard about the bill. For those who have heard, 80% of local Chinese think that the bill help improve ethnic minorities' livelihood, however, 35% of ethnic minorities think it will be worsen. We query whether there is enough promotion of the bill and public education. The difference between these two groups may tell that there is no consensus on the bill.

Over 80% ethnic minorities think that public authorities such as health, labour, immigration, police, education and housing departments should provide translation or interpretation services. The provision of interpretation or translation services is essential to the livelihood of EM. The bill should eliminate the language barriers in access to public services and their rights for social development.

It is the government's duty and obligation to eliminate racial discrimination and improve the livelihood of ethnic minorities. The government departments has no legal liability had it discriminate ethnic minorities. That means, the clause on the binding to the government in RDB is not sufficient. The government has assumed a leading role for the society, such as five-day working week and energy saving initiatives. But for RDB, the government has demonstrated how to discriminate and, paradoxically, be legal. It will not help improve racial harmony. The government should respect human rights and set an example.

Race Discrimination Bill is about to pass, we deeply doubt the consequences of a bill which is full of loopholes and discrimination which is unjust and counter-productive. The law is to uphold social justice and protect civil rights. If the bill cannot help protect ethnic minorities' rights but encourage discriminations and deny the rights to complain, we say NO to such a Racist Bill.