

## Comparison of 2006 and 2005 Crime Situation

	2005	2006	2006 Compared with 2005	
			Numerical	Percentage
1. Overall Crime	77 437	81 125	+ 3 688	+ 4.8
2. Overall Crime Rate <sup>(1)</sup>	1 116.5	1 159.8	+ 43.3	+ 3.9
3. Overall Crime Detection Rate	44.3%	44.6%	+ 0.3 percentage points	
4. Violent Crime	13 890	14 847	+ 957	+ 6.9
5. Violent Crime Rate <sup>(1)</sup>	200.3	212.3	+ 12.0	+ 6.0
6. Violent Crime Detection Rate	59.5%	62.8%	+ 3.3 percentage points	
7. All Robberies <sup>(2)</sup> , including :	1 675	1 574	- 101	- 6.0
a Robbery with Firearms	3	1	- 2	- 66.7
b Robbery with Arms (Stun Guns)	5	2	- 3	- 60.0
c Robbery with Pistol Like Object	28	19	- 9	- 32.1
d Bank Robbery	15	23	+ 8	+ 53.3
e Goldsmith/Watch Shop Robberies	7	1	- 6	- 85.7
8. Burglary	5 492	5 315	- 177	- 3.2
9. Homicide <sup>(2)</sup>	34	35	+ 1	+ 2.9
10. Blackmail <sup>(2)</sup>	490	459	- 31	- 6.3
11. Criminal Intimidation <sup>(2)</sup>	1 424	1 687	+ 263	+ 18.5
12. Wounding and Serious Assault <sup>(2)</sup>	7 509	8 091	+ 582	+ 7.8
a Wounding	1 664	1 768	+ 104	+ 6.3
b Serious Assault	5 845	6 323	+ 478	+ 8.2
13. Rape <sup>(2)</sup>	99	96	- 3	- 3.0
14. Indecent Assault <sup>(2)</sup>	1 136	1 195	+ 59	+ 5.2
15. Arson <sup>(2)</sup>	676	815	+ 139	+ 20.6
16. Criminal Damage	7 076	6 736	- 340	- 4.8
17. Unlawful Society Offences	794	806	+ 12	+ 1.5
18. Serious Narcotics Offences	1 780	2 122	+ 342	+ 19.2
19. All Thefts, including :	35 213	37 089	+ 1 876	+ 5.3
a Missing Motor Vehicles	1 592	1 774	+ 182	+ 11.4
b Snatching	741	679	- 62	- 8.4
c Pickpocketing	1 220	996	- 224	- 18.4
d Shop Theft	8 750	9 154	+ 404	+ 4.6
e Theft from Vehicle	2 534	2 818	+ 284	+ 11.2
f Miscellaneous Thefts	19 266	20 625	+ 1 359	+ 7.1
20. Deception	4 076	4 758	+ 682	+ 16.7
21. Persons Arrested for Crime				
a Juveniles (aged 10 - 15)	4 531	4 510	- 21	- 0.5
b Young Persons (aged 16 - 20)	4 780	4 974	+ 194	+ 4.1
c Mainland Illegal Immigrants	444	465	+ 21	+ 4.7
d Mainland Visitors	1 966	1 590	- 376	- 19.1
22. Drug Seizures <sup>(3)</sup> :				
a Heroin (kg)	32	62 *	+ 30	+ 93.8
b Cannabis (kg)	432	186 *	- 246	- 56.9
c Methamphetamine (Ice) (kg)	228	7 *	- 221	- 96.9
d Ketamine (kg)	296	1 012 *	+ 716	+ 241.9
e Cocaine (kg)	12	15 *	+ 3	+ 25.0
f Ecstasy-type (tablet)	47 694	116 111 *	+ 68 417	+ 143.4

Notes : <sup>(1)</sup> Crime Rate = Crimes per 100 000 population (based on the latest population figure released by the Census & Statistics Dept.).

<sup>(2)</sup> Belongs to a type of violent crime

<sup>(3)</sup> Figures include Customs and Excise Department

\* Provisional figure (pending confirmation by the Government Laboratory).

二零零六年與二零零五年家庭暴力<sup>(1)</sup>案件比較  
**Comparison of 2006 and 2005 Domestic Violence<sup>(1)</sup> Cases**

	二零零五年 2005	二零零六年 2006	二零零六年與二零零五年比較 2006 Compared with 2005	
			數字 Numerical	百分率 Percentage
<b>刑事案件、包括：</b> <b>Crime Cases, including :</b>	<b>1 274</b>	<b>1 811</b>	<b>+ 537</b>	<b>+ 42.2</b>
兇殺 Homicide	6	9	+ 3	+ 50.0
強姦 Rape	13	9	- 4	- 30.8
非禮 Indecent Assault	25	9	- 16	- 64.0
傷人 Wounding	115	137	+ 22	+ 19.1
嚴重毆打 Serious Assault	858	1 154	+ 296	+ 34.5
刑事恐嚇 Criminal Intimidation	186	343	+ 157	+ 84.4
刑事毀壞 Criminal Damage	71	91	+ 20	+ 28.2
其他 (例如藏有攻擊性武器、在公眾 地方打鬥、縱火等) Others (e.g. possession of offensive weapon, fighting in public place, arson, etc.)	-	59	+ 59	-
<b>雜項案件<sup>(2)</sup></b> <b>Miscellaneous Cases<sup>(2)</sup></b>	<b>1 354</b>	<b>2 893</b>	<b>+ 1 539</b>	<b>+ 113.7</b>
<b>總數 Total</b>	<b>2 628</b>	<b>4 704</b>	<b>+ 2 076</b>	<b>+ 79.0</b>

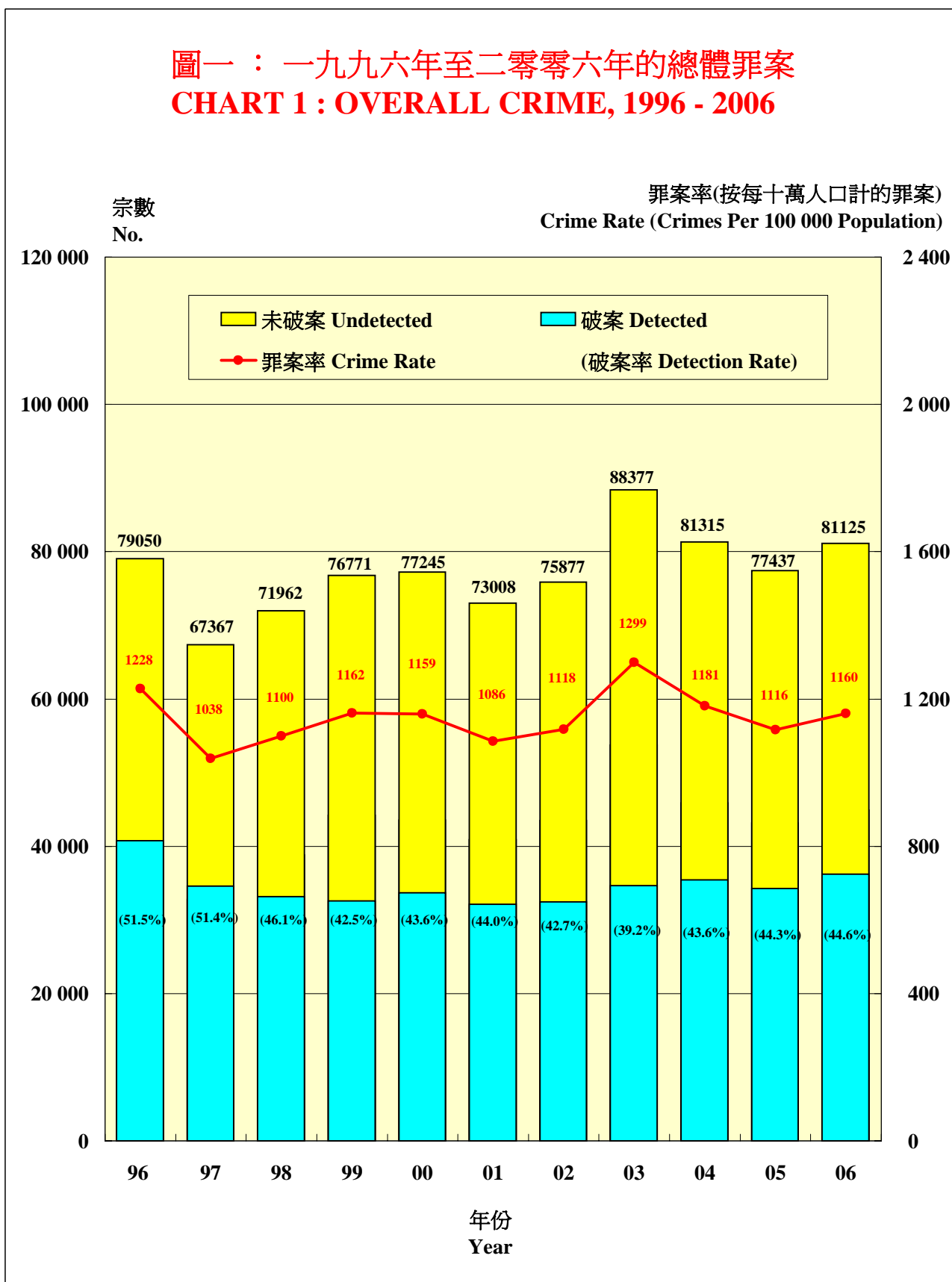
註：<sup>(1)</sup> 家庭暴力案件是指任何在一般被稱為有婚姻或家庭關係的人士間所發生涉及襲擊或破壞社會安寧的事件。  
 Notes: 所謂有婚姻或家庭關係者包括已婚、分居或已離婚的夫婦、同居男女或擁有持久關係的情侶。

Domestic Violence is defined as any incident involving an assault, or a breach of peace between parties who can generally be described as married or having a family relationship. This includes couples who are married, separated or divorced, heterosexual co-habitants or lovers having a lasting relationship.

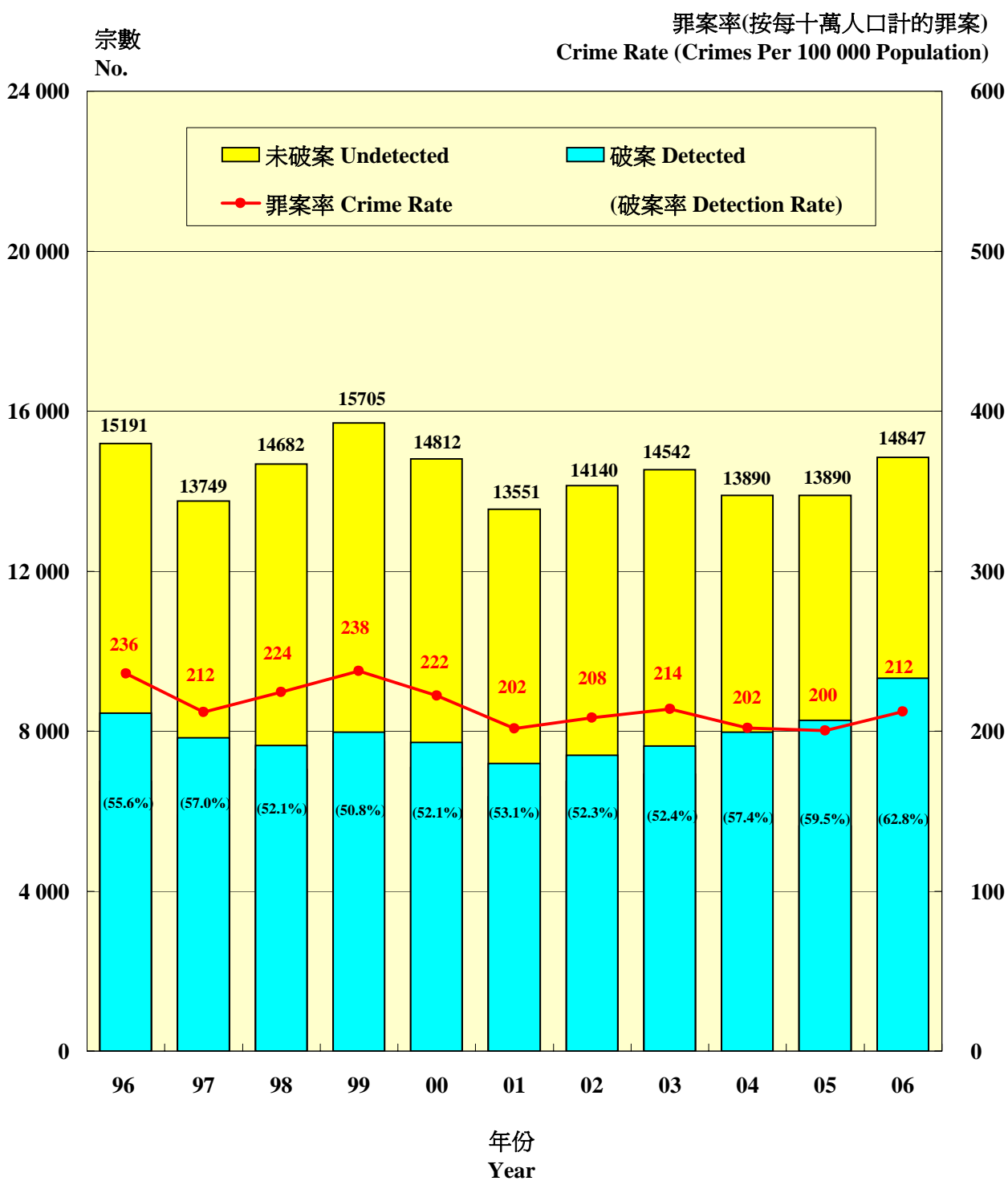
<sup>(2)</sup> 雜項案件包括糾紛、求警協助 / 調查等涉及破壞社會安寧的事件。

Miscellaneous cases refer to incidents of dispute, requests for Police assistance / investigation, etc. that involve a breach of peace.

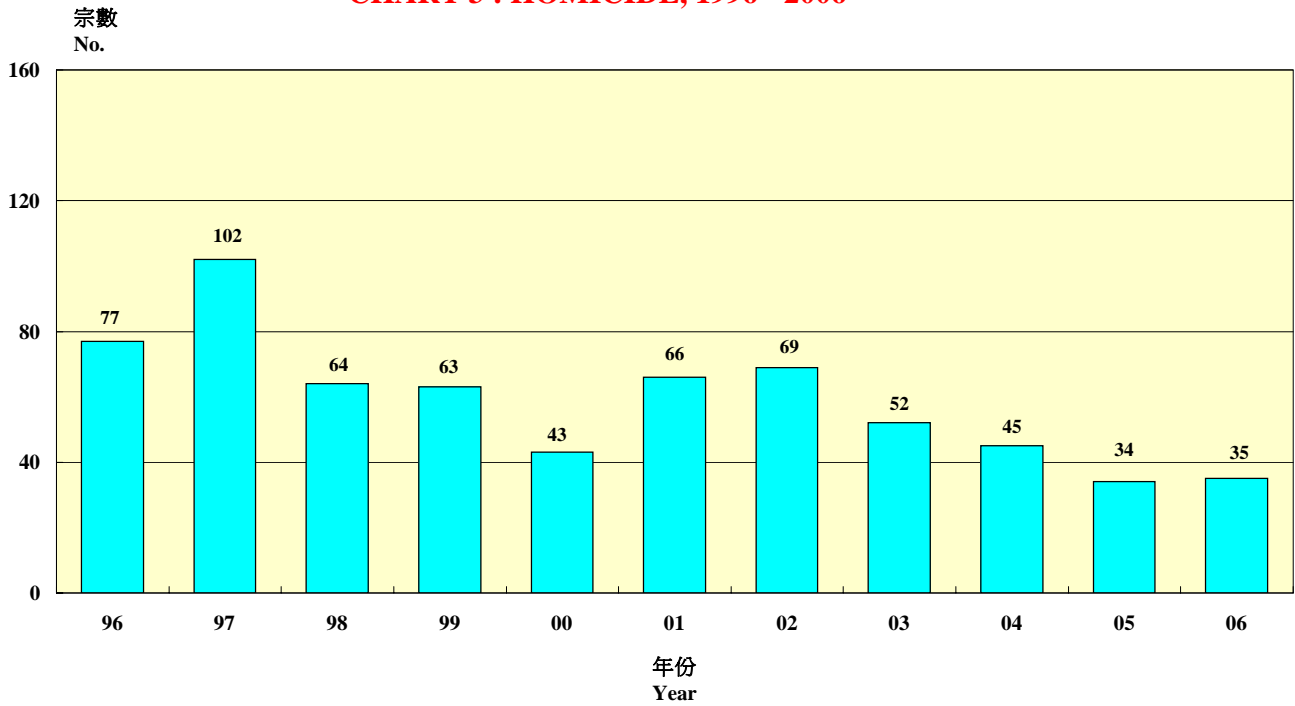
圖一：一九九六年至二零零六年的總體罪案  
**CHART 1 : OVERALL CRIME, 1996 - 2006**



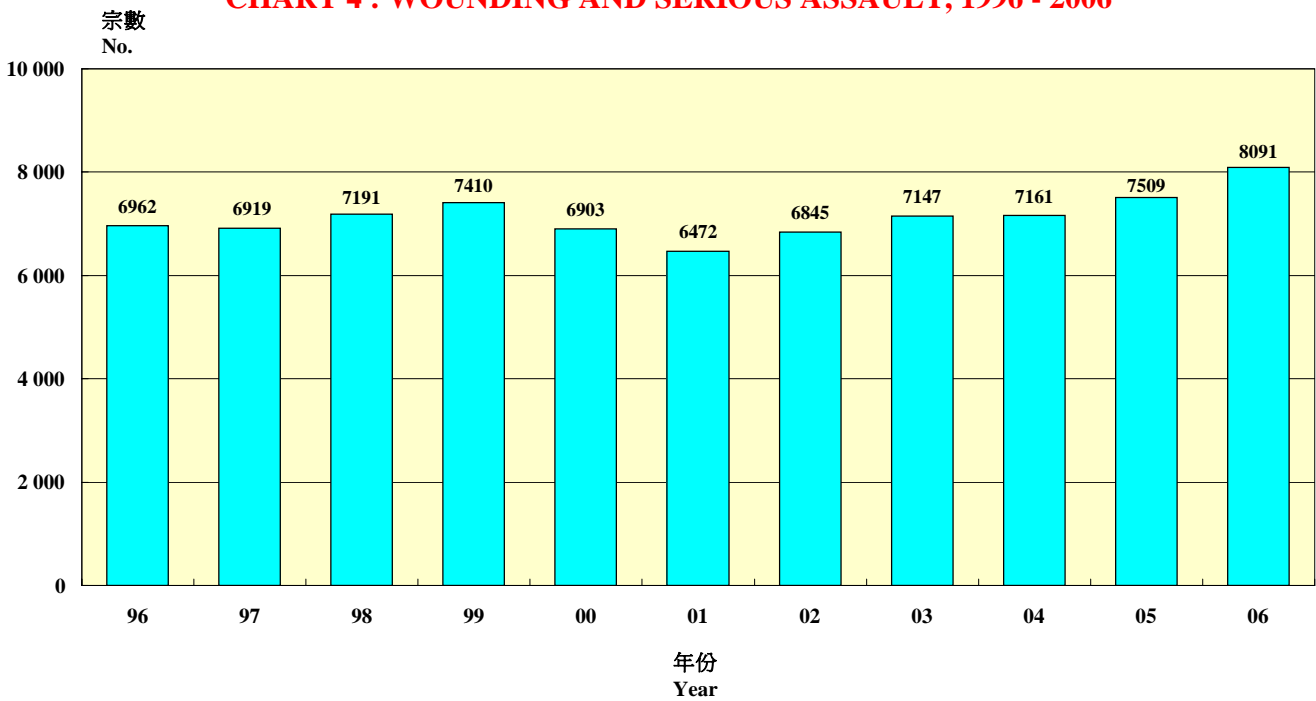
圖二：一九九六年至二零零六年的暴力罪案  
**CHART 2: VIOLENT CRIME, 1996 - 2006**



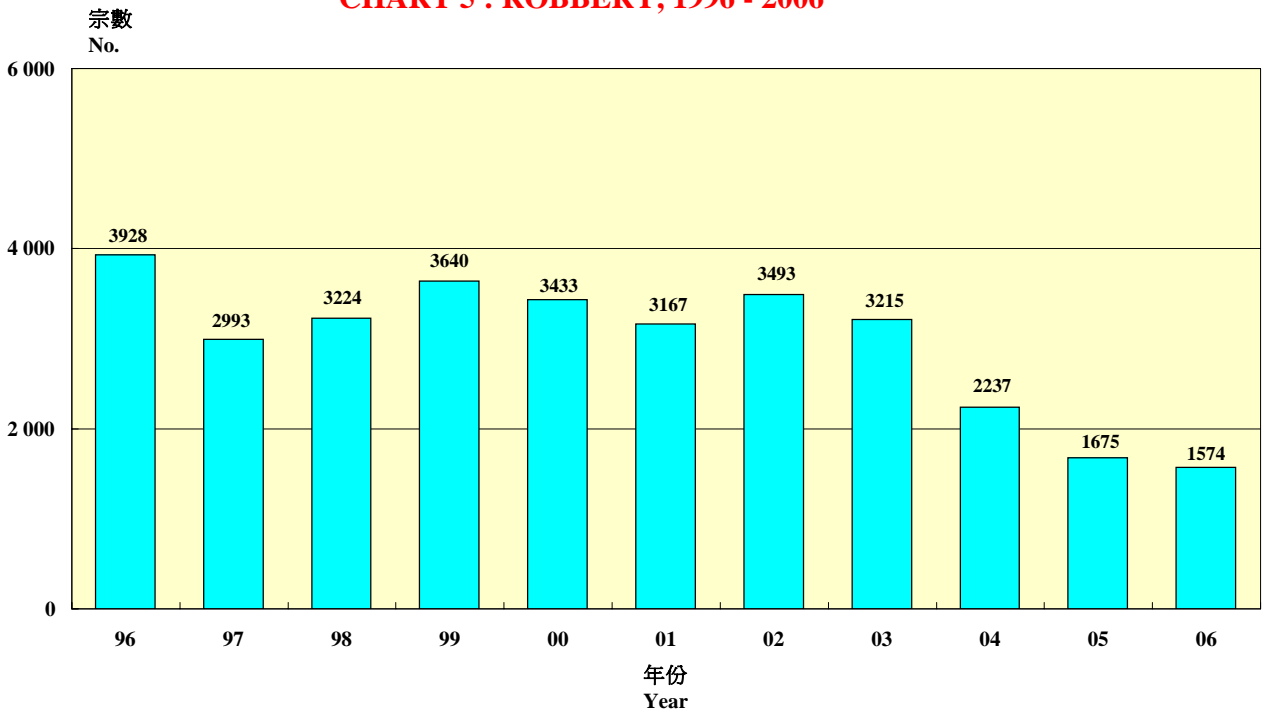
圖三：一九九六年至二零零六年的兇殺案  
CHART 3 : HOMICIDE, 1996 - 2006



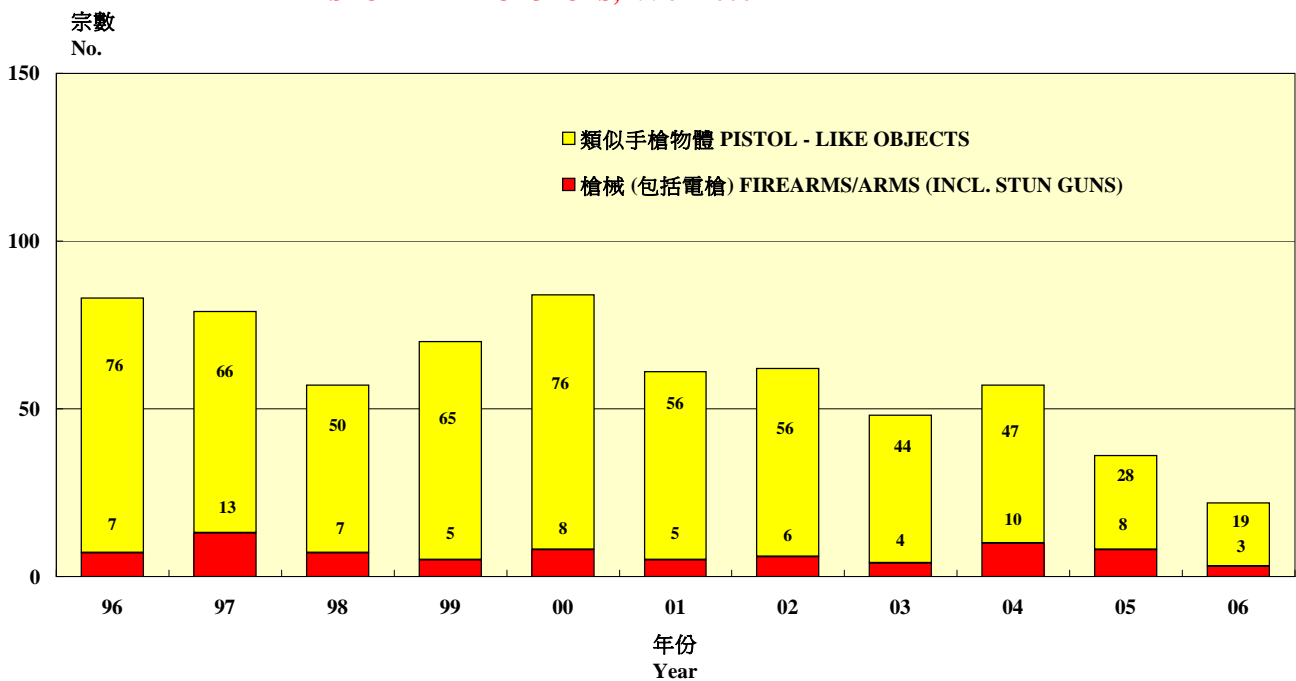
圖四：一九九六年至二零零六年的傷人及嚴重毆打案  
CHART 4 : WOUNDING AND SERIOUS ASSAULT, 1996 - 2006



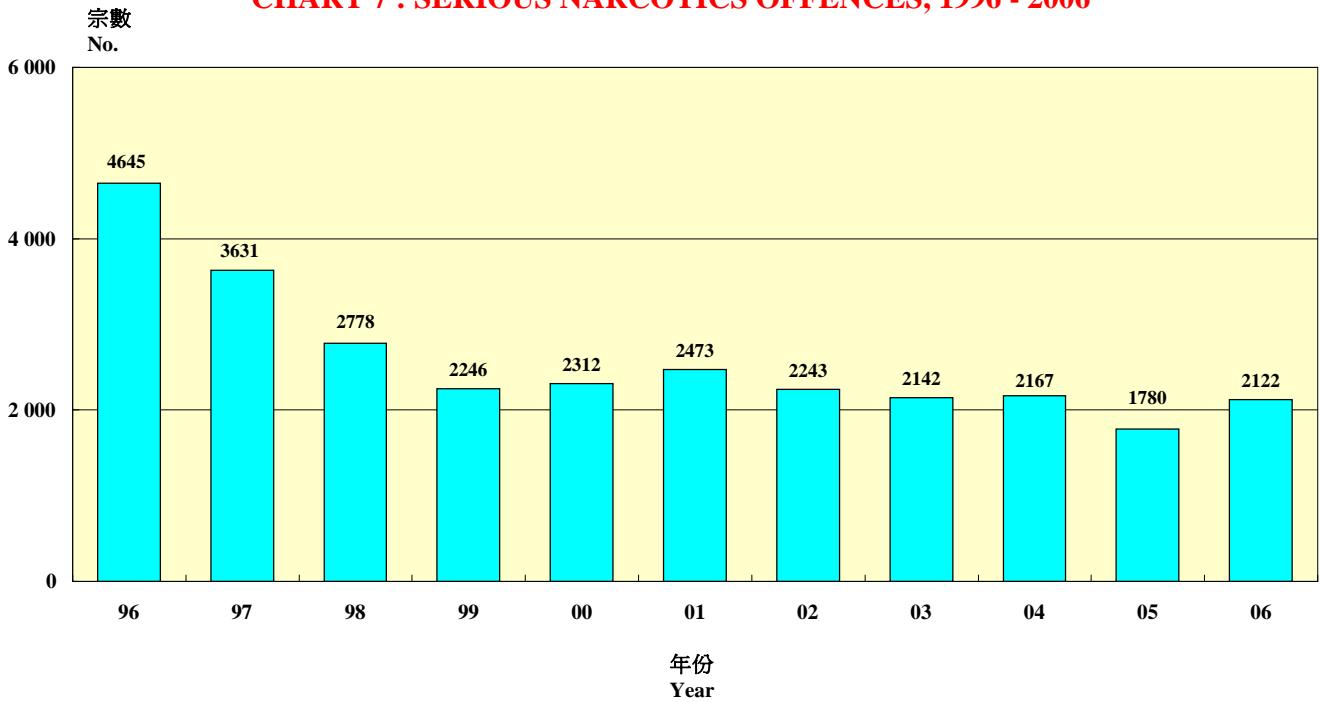
圖五：一九九六年至二零零六年的行劫案  
 CHART 5 : ROBBERY, 1996 - 2006



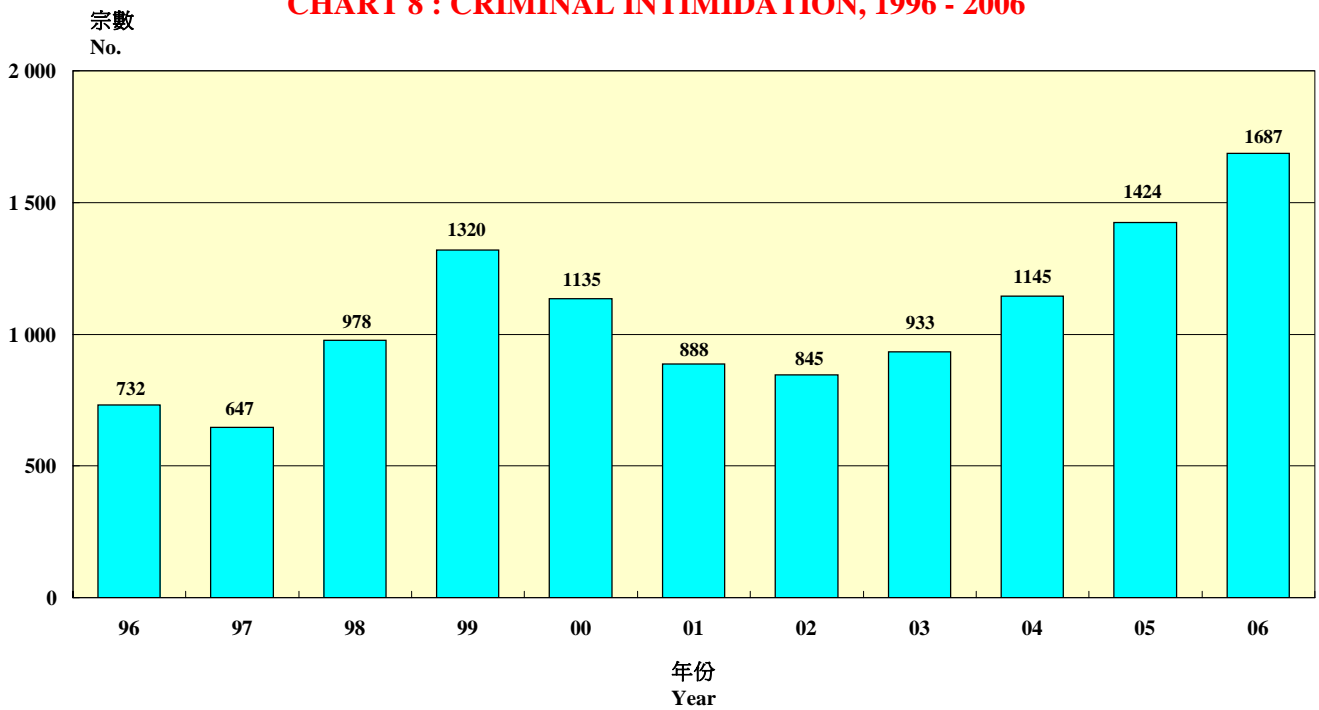
圖六：一九九六年至二零零六年涉及使用槍械(包括電槍)及類似手槍物體的劫案  
 CHART 6 : ROBBERY INVOLVING FIREARMS/ARMS (INCL. STUN GUNS) AND PISTOL - LIKE OBJECTS, 1996 - 2006



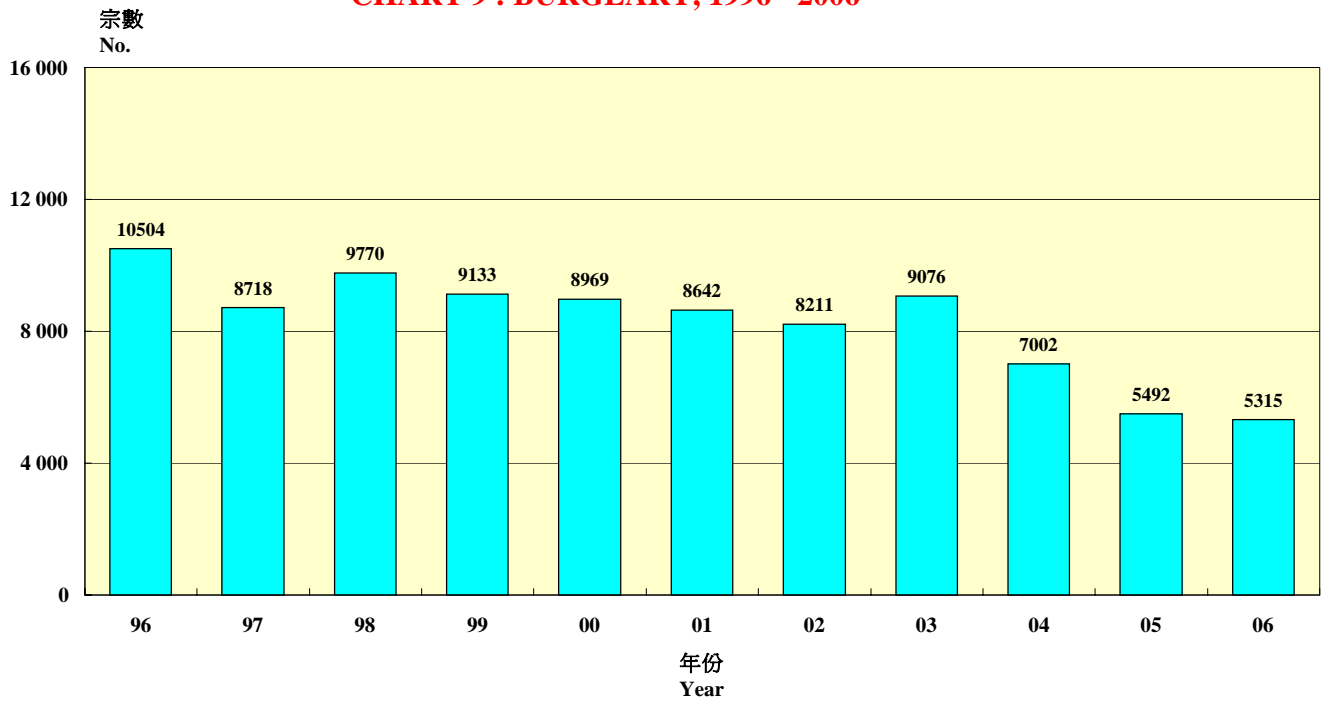
圖七：一九九六年至二零零六年的嚴重毒品罪行案  
**CHART 7 : SERIOUS NARCOTICS OFFENCES, 1996 - 2006**



圖八：一九九六年至二零零六年的刑事恐嚇案  
**CHART 8 : CRIMINAL INTIMIDATION, 1996 - 2006**



圖九：一九九六年至二零零六年的爆竊案  
CHART 9 : BURGLARY, 1996 - 2006



圖十：一九九六年至二零零六年報失的車輛  
CHART 10 : MOTOR VEHICLES REPORTED MISSING, 1996 - 2006

