

CB(1)381/07-08(01)



香港特別行政區政府
Hong Kong SAR Government

立法會財經事務委員會會議
Meeting of LegCo Panel on Financial Affairs

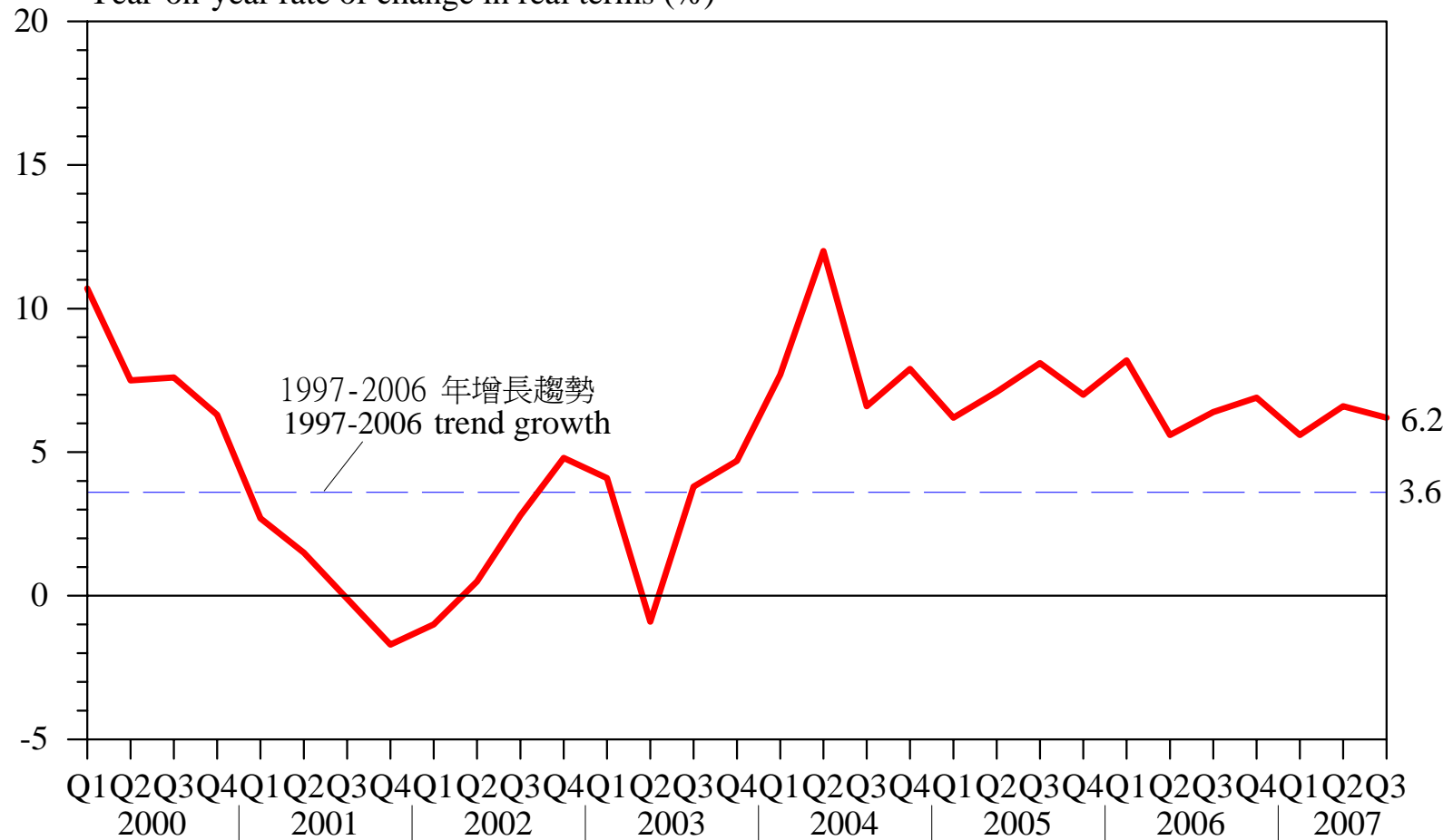
二零零七年十二月三日
3 December 2007

2007年第三季經濟表現

Economic performance in 2007 Q3

二零零七年第三季經濟持續全面擴張並高於趨勢增長 Economy sustaining above-trend growth in Q3 2007

與一年前同季比較的實質增減率 (%)
Year-on-year rate of change in real terms (%)



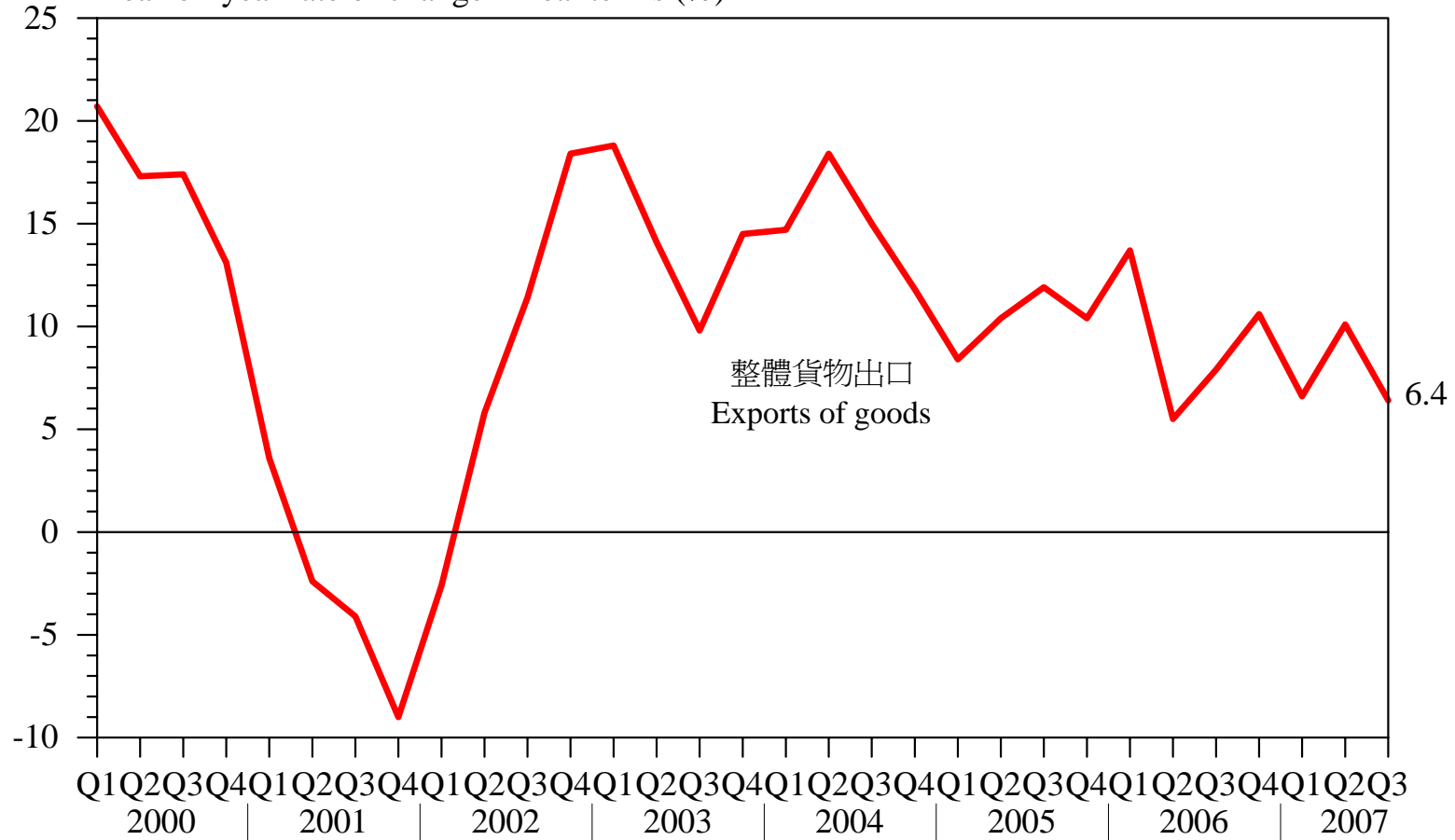
2007年第三季經濟表現特點

Salient features of Q3 performance

- 已連續十六季增長率顯著高於趨勢
Distinctly above-trend growth over the past 16 quarters
- 經濟能保持高增長，主因是內需強勁；金融市場維持活躍而貿易亦維持不俗增長
Strength in domestic demand, vibrant financial markets and continued solid growth in trade underscored the sustained high economic growth
- 就業持續改善
Broad-based improvement in labour market
- 通脹逐漸上升
Inflation creeping up

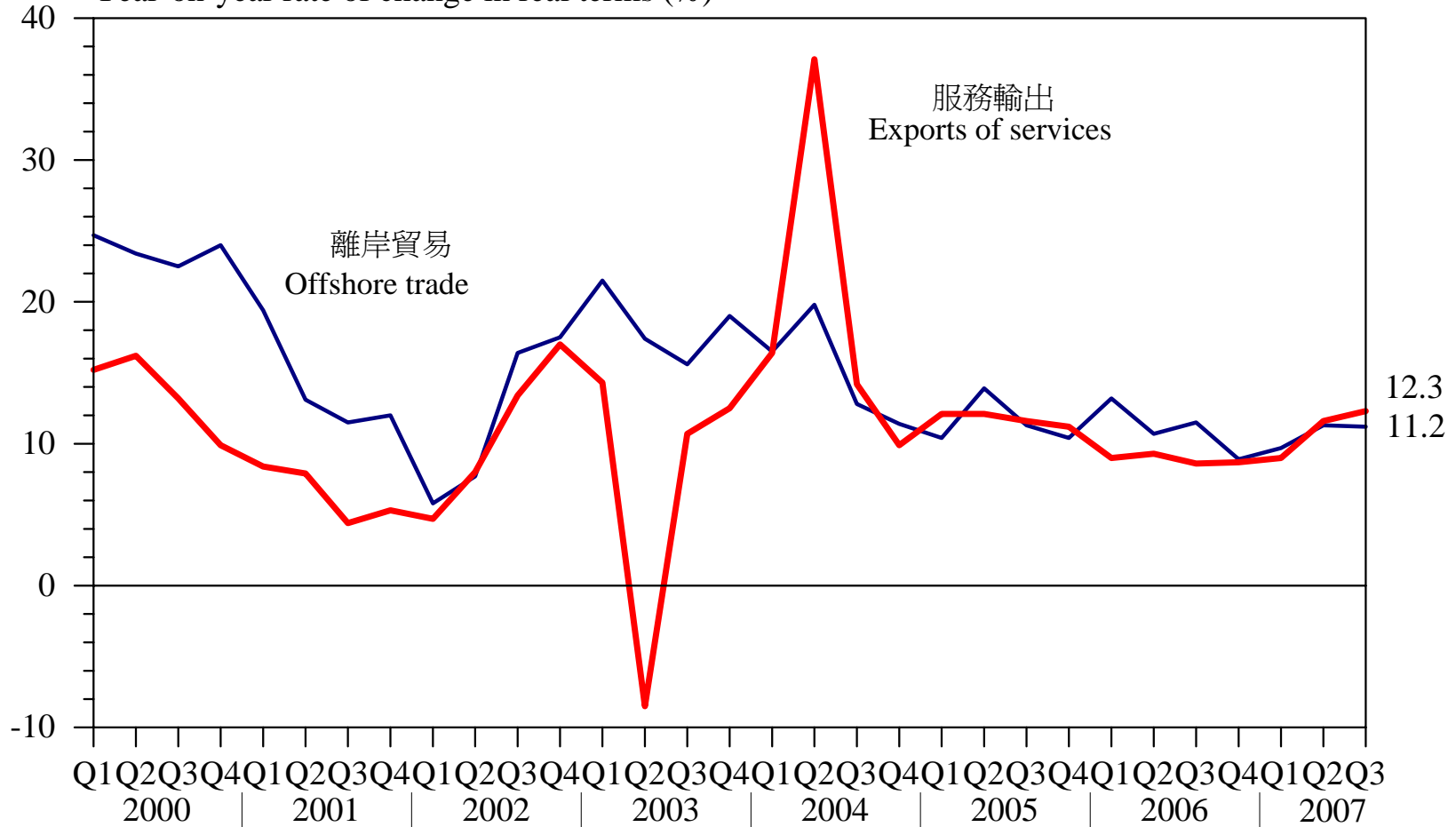
商品出口有可觀增長 Merchandise exports attained notable growth

與一年前同季比較的實質增減率 (%)
Year-on-year rate of change in real terms (%)



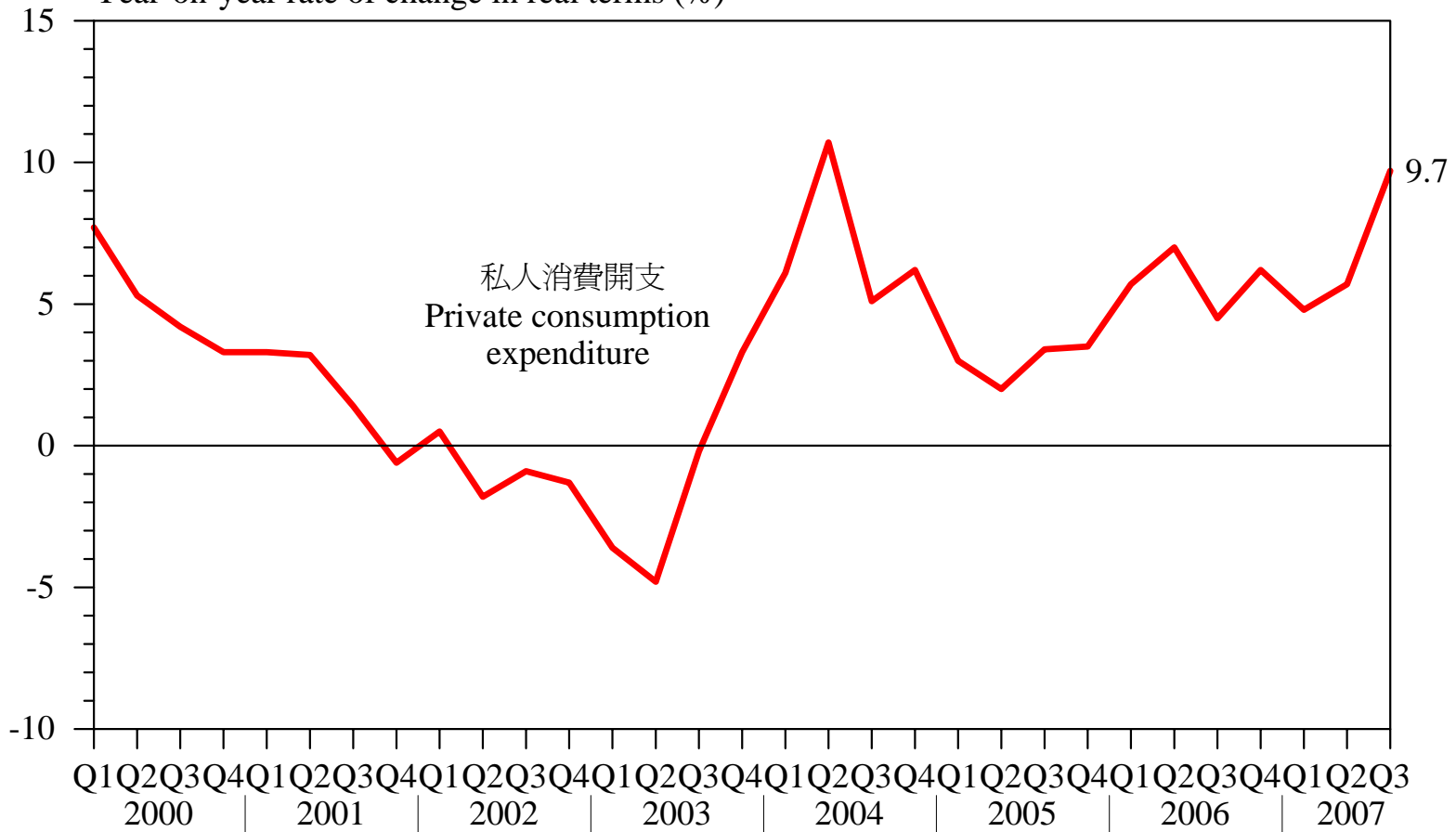
服務輸出有雙位數字增幅 Exports of services achieved double-digit growth

與一年前同季比較的實質增減率 (%)
Year-on-year rate of change in real terms (%)

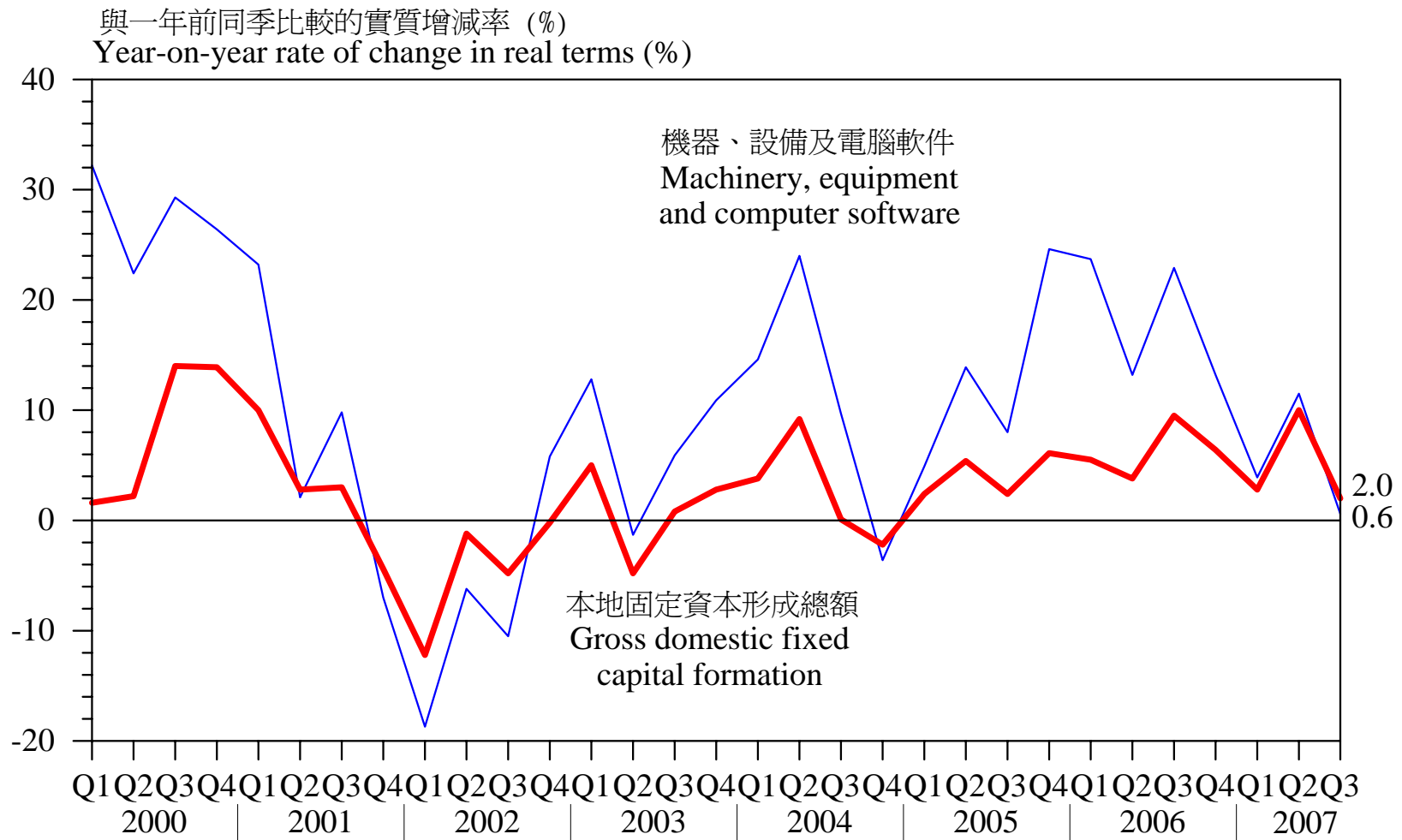


消費開支增長勢頭進一步加強 Consumer demand picking up further

與一年前同季比較的實質增減率 (%)
Year-on-year rate of change in real terms (%)

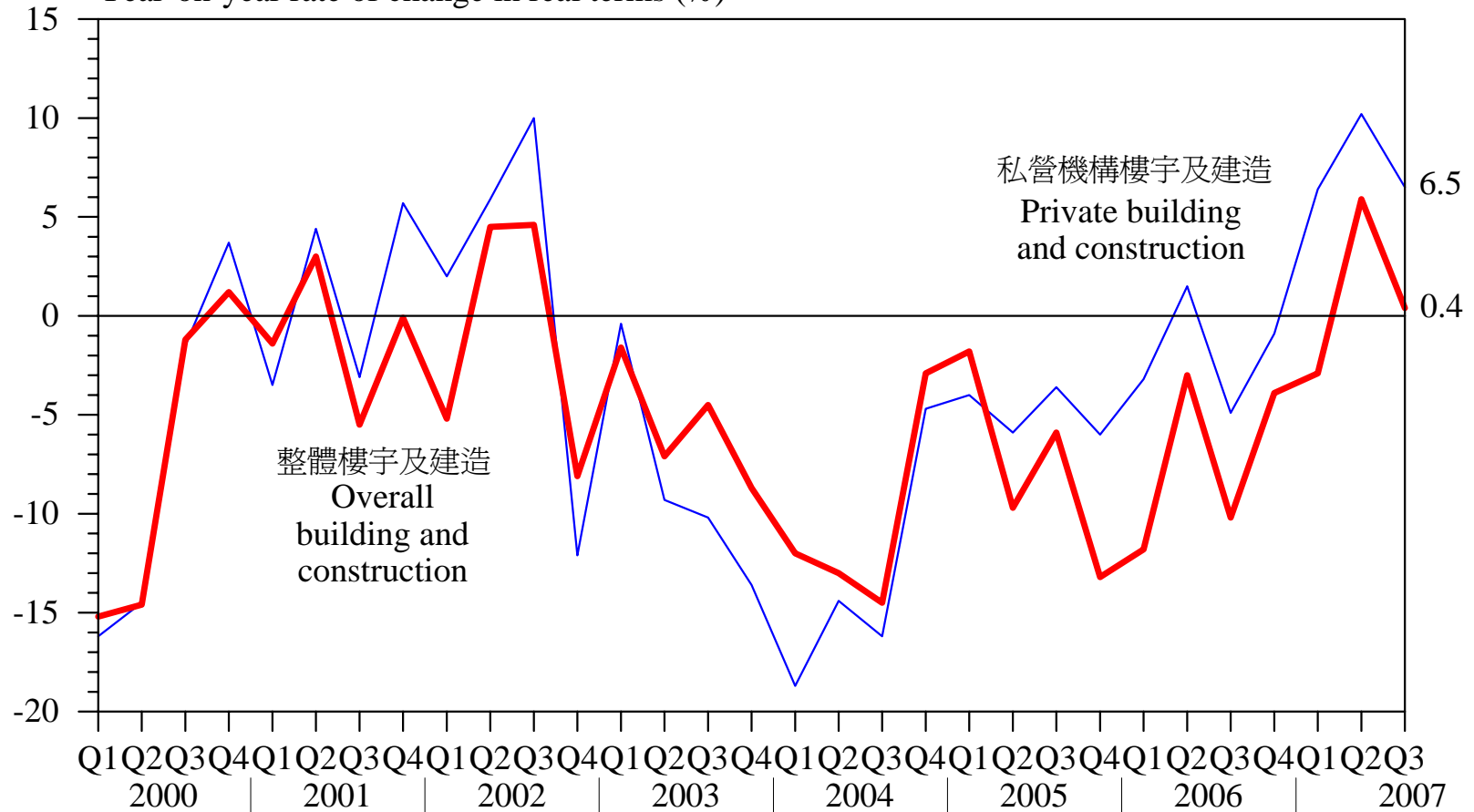


設備購置進一步上升 Equipment acquisition rose further

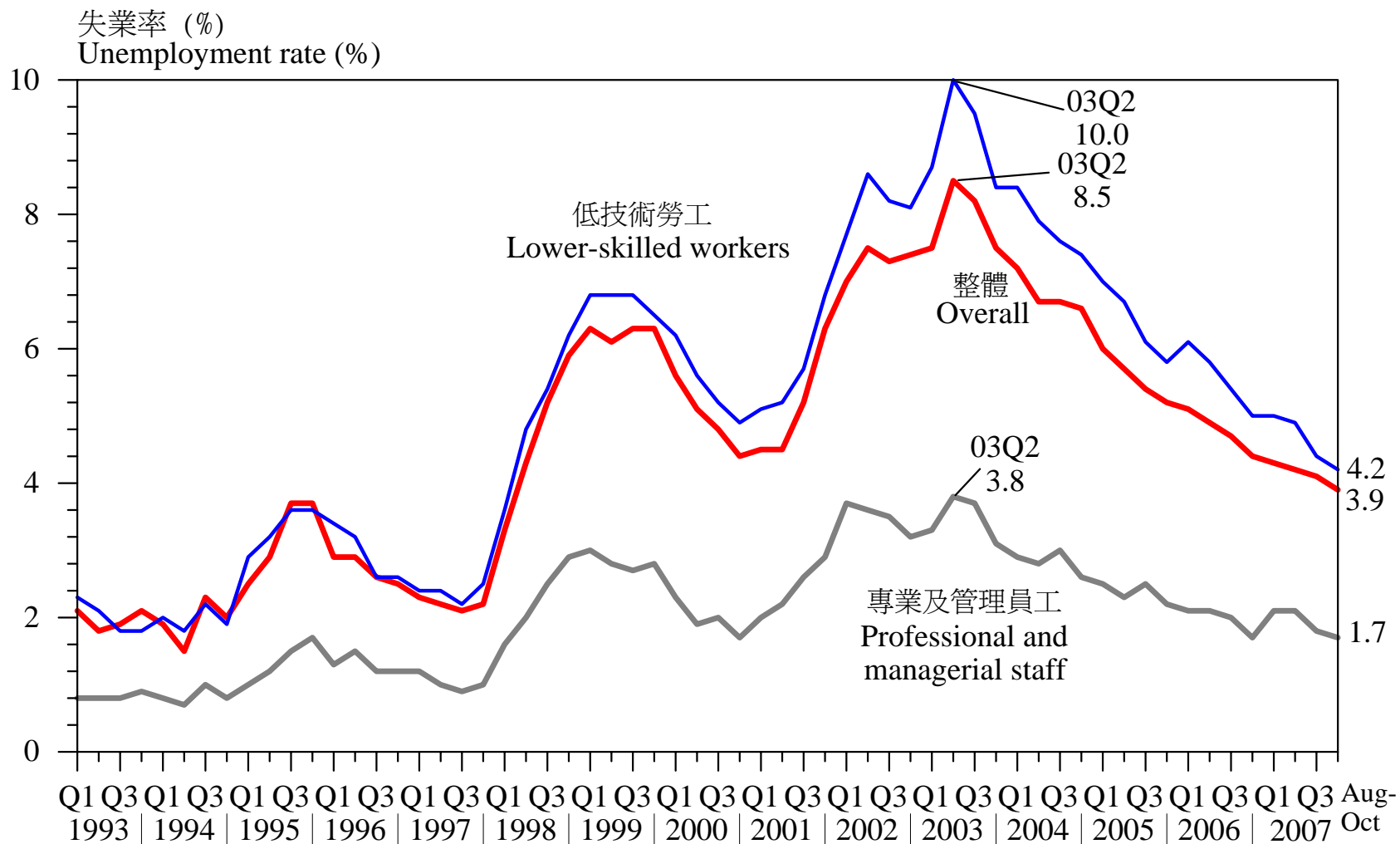


整體建造活動略有增長，而私營機構展現可觀反彈 Overall construction rose mildly, with private sector showing notable rebound

與一年前同季比較的實質增減率 (%)
Year-on-year rate of change in real terms (%)



就業情況持續改善 Full-fledged improvements in labour market



通脹逐漸上升

Inflation creeping up

按組成項目劃分的消費物價通脹：
CPI Inflation by component:

	2006		2007		
	第四季 Q4	第一季 Q1	第二季 Q2	第三季 Q3	十月 Oct
副食品 Foodstuffs	3.5	4.4	4.1	8.2	11.9
外出用膳 Meals away from home	1.5	1.8	2.0	2.6	3.4
住屋 Housing	4.8	2.2	1.0	0.7	4.1
電力，燃氣及水 Electricity, gas, water	-2.8	-1.3	-2.2	-2.7	1.5
衣履 Clothing and footwear	5.0	7.2	3.9	3.7	2.1
耐用物品 Durable goods	-6.3	-5.8	-4.6	-4.2	-4.4
什項用品 Misc. goods	2.6	2.8	1.8	2.1	2.6
交通 Transport	-0.1	-0.6	-0.5	-0.1	0.6
其他服務 Other services	2.1	2.2	2.2	1.3	0.5
整體 Overall	2.1	1.7	1.3	1.6	3.2
		(2.5)	(2.4)	(2.7)	(3.2)

Note: Figures in brackets represent inflation rates after discounting the effects of public housing rental waiver in February and rates concession in Q2 and Q3.

註：括弧內數字是經扣除二月公屋寬免租金和第二季及第三季差餉寬減的影響後的通脹率。

食品價格上升實為全球現象

Food price hike being a world-wide phenomenon (按年升幅 Year-on-year rate of increase)

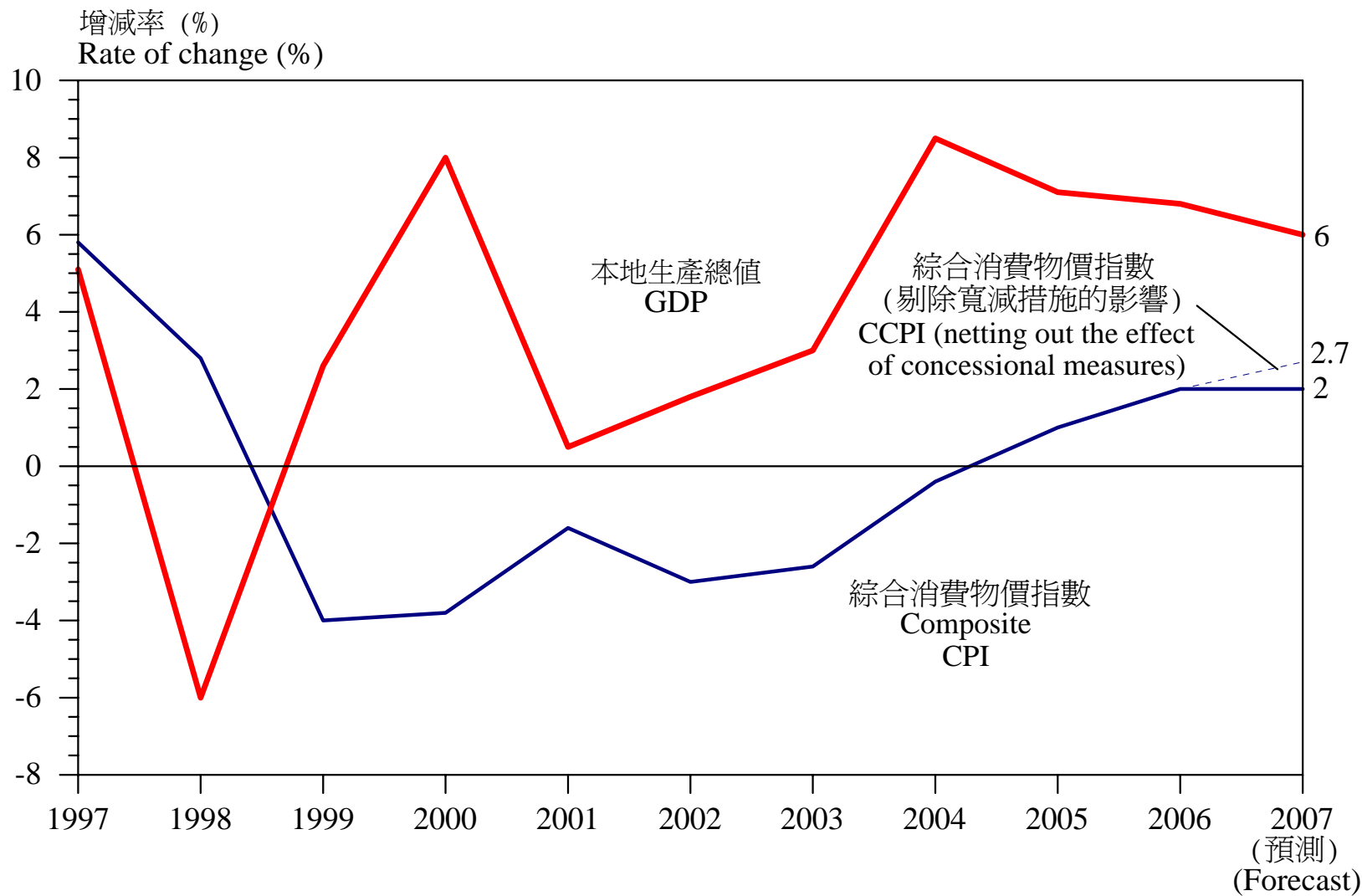
	世界食品價格 World food prices*	香港食品進口價格 Hong Kong's import prices of foodstuffs	其中： 從內地進口 Of which： From the Mainland
2006	9.8	1.2	0.6
2006 Q1	5.2	-0.3	-1.5
Q2	10.3	0.6	0.1
Q3	10.2	1.5	1.1
Q4	13.6	3.0	2.8
2007 Q1	11.7	4.9	2.8
Q2	7.5	6.0	3.4
Q3	17.4	6.8	5.7

Note : (*) IMF data.

註 : (*) 國際貨幣基金會數字。

2007年經濟將達致6%的增長，通脹預測則為2%

Economy poised for 6% growth in 2007, with inflation forecast at 2%

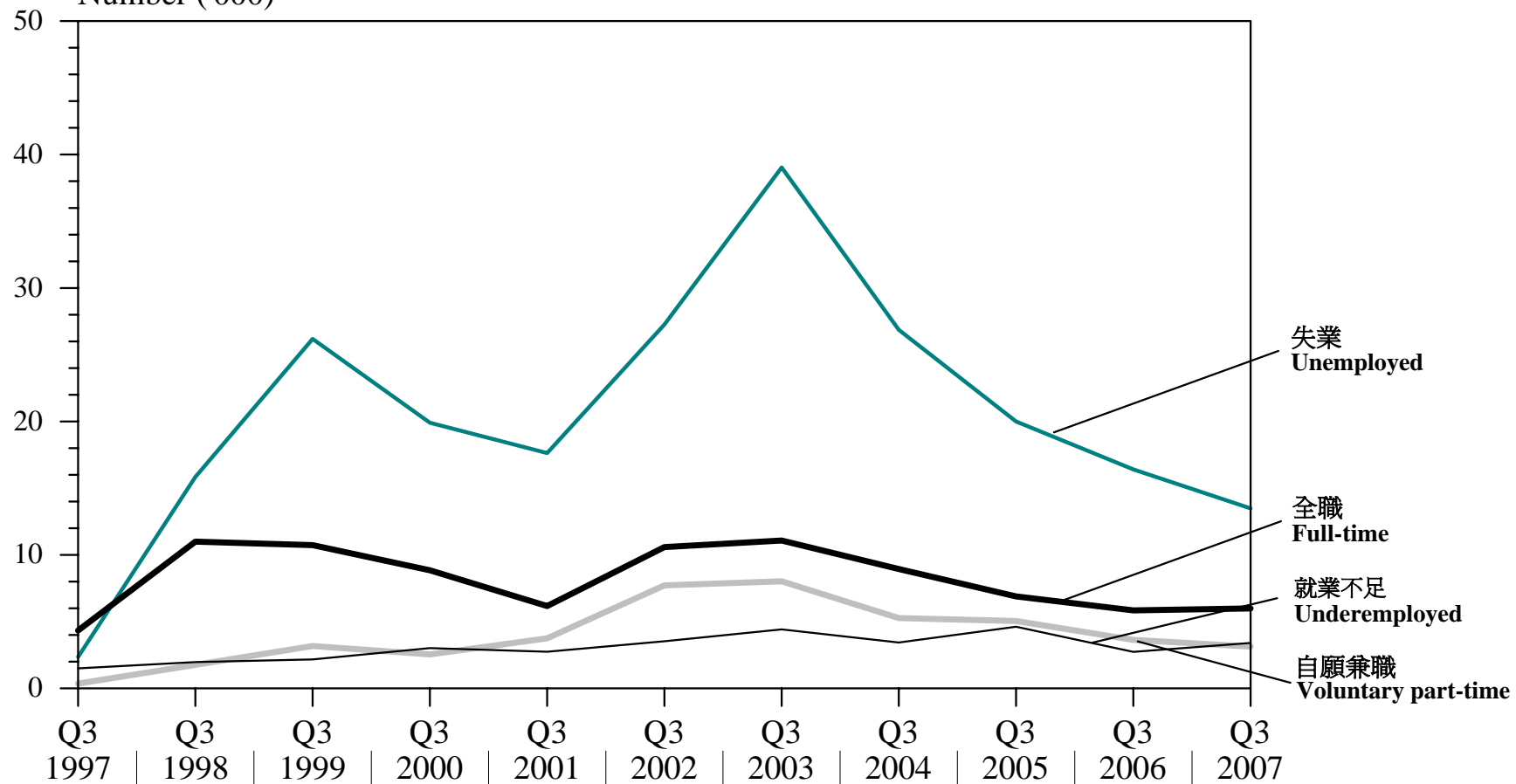




在低收入住戶*從事經濟活動人士的組合

Composition of economically active persons in the low-income households*

人數('000)
Number ('000)



註：(*) 這不包括只有長者的低收入住戶當中從事經濟活動的人士，但這類人士為數不多。

Note : (*) This does not include economically active persons in the low-income households with elderly members only, but the numbers involved were insignificant.

謝謝

Thank You