



強制性公積金計劃管理局
Mandatory Provident Fund Schemes Authority

強制性公積金計劃 統計摘要

Mandatory Provident Fund Schemes Statistical Digest

2008年6月
June 2008

同心展關懷

caringorganisation²⁰⁰⁵⁻⁰⁸

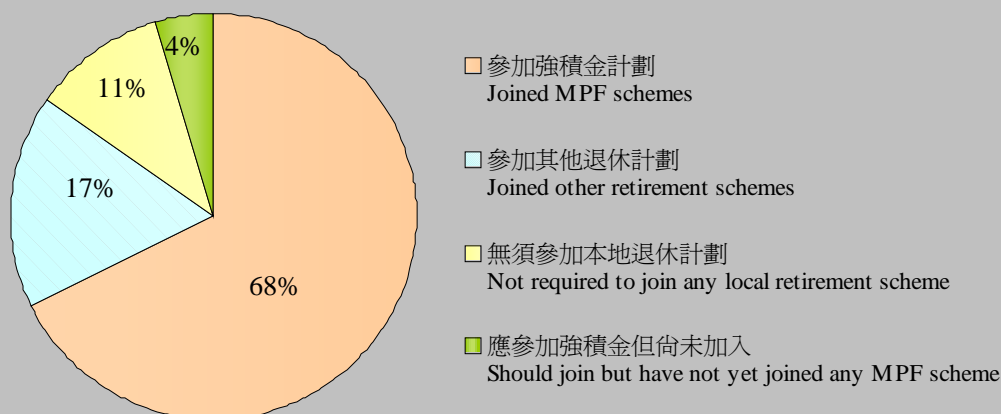
Awarded by The Hong Kong Council of Social Service
香港社會服務聯會頒發



目錄	CONTENTS	頁數/Page
I. 就業人口	The Employed Population	1
II. 統計數據一覽表	Summary Statistics	2
III. 圖表	Charts and Tables	
1. 強積金計劃登記情況	1. Enrolment in MPF Schemes	3
2. 強積金計劃的已收 供款及已支付權益	2. Contributions Received and Benefits Paid - MPF Schemes	4
3. 強積金中介人	3. MPF Intermediaries	5
4. 強積金產品	4. MPF Products	6
5. 強積金投資表現	5. MPF Investment Performance	9
6. 職業退休計劃	6. ORSO Schemes	11
IV. 用詞及定義	Terms and Definitions	12
V. 強積金涵蓋人口估計及 資料來源	Estimation of the MPF Universe and Sources of Data	13

I. 就業人口 The Employed Population

圖 I. 就業人口（按退休計劃種類劃分）
Chart I. Employed Population by Type of Retirement Schemes Enrolled



根據香港特別行政區政府統計處公布之 2008 年第 1 季《綜合住戶統計調查報告》，在本港 353 萬就業人口中，僱員及自僱人士¹的數目分別佔 312 萬及 39 萬，另外約有 2 萬人為無酬家屬幫工。

在就業人口中，有 68% 獲強積金計劃保障，17% 受其他退休計劃保障，如公務員退休金計劃及獲強積金豁免的職業退休計劃等。11% 就業人口並沒有法律責任參加任何本地退休計劃。他們大部分均為家務僱員及 65 歲以上或 18 歲以下的僱員。其餘 4% 的就業人口為應參加強積金計劃但尚未加入的人士。

According to the Q1 2008 Report on General Household Survey published by the Census and Statistics Department, HKSAR, Hong Kong's employed population of 3.53 million was made up of 3.12 million employees and 0.39 million self-employed persons¹ (SEPs). In addition, around 20 000 persons were unpaid family workers.

Among the employed population, 68% are covered under MPF schemes and 17% are covered under other retirement schemes, such as Civil Service Pension Scheme, and MPF exempted ORSO schemes, etc. Eleven percent of the employed population, most of them domestic employees and employees who are aged above 65 or below 18, are not required to join any local retirement scheme according to law. The remaining 4% of the employed population are people who should have joined MPF schemes but have not done so.

¹ 強積金制度下的自僱人士，包括政府統計處《綜合住戶統計調查按季統計報告》中界定的「自營作業者」及「僱主」。
Self-employed persons under the MPF System include both “self-employed persons” and “employers” as defined in the Quarterly Report on General Household Survey, Census and Statistics Department.



II. 截至 2008 年 6 月 30 日的統計數據一覽表 Summary Statistics - 30 June 2008

強積金制度 MPF System		
與強積金制度有關的人口 Population size relevant to MPF System	涵蓋人口 Universe ('000)	登記人口 Enrolment ('000)
僱主數目 Number of Employers	238	236
有關僱員數目 Number of Relevant Employees	2 201	2 160
自僱人士數目 Number of SEPs	357	267
強積金制度的年率化內部回報率 Annualized Internal Rate of Return of MPF System		(%)
自 2000 年 12 月 1 日 Since 1 December 2000		6.4
強積金計劃 MPF Schemes		
核准受託人數目 Number of Approved Trustees		19
註冊計劃數目 Number of Registered Schemes		38
核准成分基金數目 Number of Approved Constituent Funds		326
核准匯集投資基金數目 Number of Approved Pooled Investment Funds		296
獲批核的緊貼指數集體投資計劃數目 Number of Index-tracking Collective Investment Schemes Approved		94
2008 年第二季已收供款 (百萬港元) Contributions Received, Q2 2008 (HK\$ million)		8 558
所有計劃的總淨資產值 ¹ (百萬港元) Aggregate Net Asset Values of All Schemes ¹ (HK\$ million)		249 548
職業退休計劃 ORSO Schemes		
計劃數目 (包括豁免計劃) Number of Schemes (including Exempted Schemes)		7 315
職業退休註冊計劃 ORSO Registered Schemes		
計劃數目 Number of Schemes		5 217
僱主數目 Number of Employers		8 160
所涵蓋的僱員數目 Number of Employees Covered		483 000
年度供款款額 (百萬港元) Annual Contribution Amount (HK\$ million)		15 209
資產值 (百萬港元) Asset Size (HK\$ million)		243 318

¹ 有關數字包括從職業退休計劃轉移過來的資產。
The figure includes assets transferred from ORSO schemes.

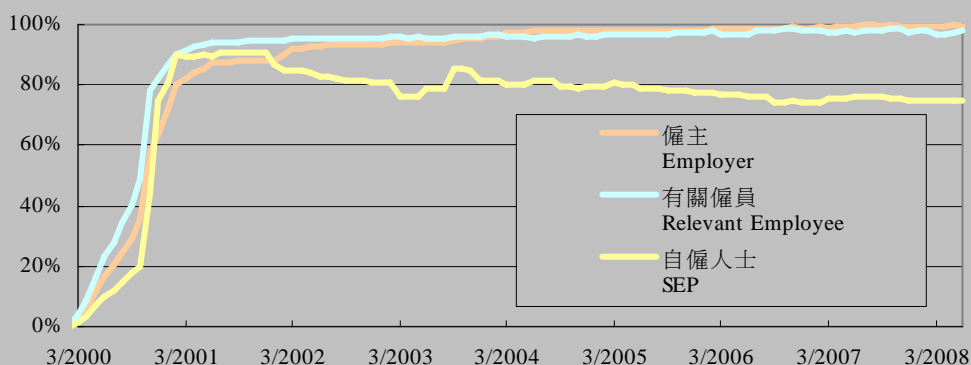
III. 圖表 Charts and Tables

1. 強積金計劃登記情況 Enrolment in MPF Schemes

與上季比較，僱主及有關僱員的登記率分別上升 0.1% 及 1.6%。自僱人士的登記率維持不變。

When compared with the last quarter, the enrolment rates of employers and relevant employees increased by 0.1% and 1.6% respectively. The enrolment rate of SEPs remained stable.

圖 III.1.1 強積金計劃登記情況
Chart III.1.1 Enrolment in MPF Schemes



資料來源：政府統計處及受託人向積金局呈交的申報表
Source: Census and Statistics Department and returns submitted by the trustees to the MPFA

表 III.1.1 參與成員數目及登記率
Table III.1.1 Number of Participating Members and Enrolment Rates

截至 As at	僱主 Employer		有關僱員 Relevant Employee		自僱人士 SEP	
	參與僱主 數目 ¹ Participating Employers ¹ (‘000)	登記率 Enrolment Rate (%)	參與成員 數目 ¹ Participating Members ¹ (‘000)	登記率 Enrolment Rate (%)	參與成員 數目 ¹ Participating Members ¹ (‘000)	登記率 Enrolment Rate (%)
30.06.2007	237	99.6	2 070	97.3	283	76.1
30.09.2007	239	99.4	2 102	98.3	278	76.0
31.12.2007	239	99.5	2 130	97.6	271	75.1
31.03.2008	235	99.1	2 129	96.5	267	74.8
30.06.2008	236	99.2	2 160	98.1	267	74.8

¹ 強積金制度是以就業為基礎的制度，部分僱主及成員可能參加多於一個強積金計劃。對於以同一身分參加多於一個計劃的僱主及成員，有關數字已予調整。
As the MPF System is an employment-based system, some employers and members may be participating in more than one scheme. Adjustments have been made for employers and members who are participating in more than one scheme in the same capacity.

2. 強積金計劃的已收供款及已支付權益 Contributions Received and Benefits Paid - MPF Schemes

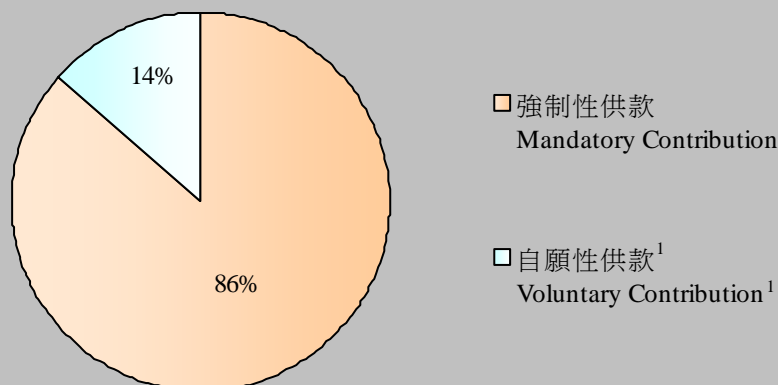
表 III.2.1 強積金計劃的已收供款及已支付權益
Table III.2.1 Contributions Received and Benefits Paid - MPF Schemes

(百萬港元)
(HK\$ million)

季度 Quarter	已收供款 Contributions Received			已支付權益 Benefits Paid		
	強制性 Mandatory	自願性 ¹ Voluntary ¹	總計* Total*	強制性 Mandatory	自願性 ¹ Voluntary ¹	總計* Total*
Q2 2007	6 687	990	7 677	948	556	1 503
Q3 2007	6 741	1 005	7 746	1 105	660	1 765
Q4 2007	7 041	1 109	8 150	1 133	631	1 764
Q1 2008	7 618	1 222	8 840	1 077	470	1 547
Q2 2008	7 371	1 188	8 558	1 130	474	1 604

* 因四捨五入關係，各項數字的總和未必等同總計數字。
Figures may not sum up to the total due to rounding.

圖 III.2.1 強積金計劃的已收供款（按種類劃分）
(2008年4月1日至2008年6月30日)
Chart III.2.1 MPF Contributions Received by Contribution Type
(1 April 2008 to 30 June 2008)



¹ 包括「特別自願性供款」。特別自願性供款是指由有關僱員直接向受託人支付的自願性供款。有別於一般自願性供款，特別自願性供款與就業無關，即供款無須經僱主支付，累算權益的提取也不受限於就業情況及保存規定。

Include "Special Voluntary Contributions". Special Voluntary Contribution refers to voluntary contributions paid directly by a relevant employee to the trustee. Unlike general voluntary contributions, these contributions are non-employment related, i.e. contributions do not go through their employer, withdrawal of accrued benefits is neither tied to employment nor subject to preservation requirements.

3. 強積金中介人 MPF Intermediaries

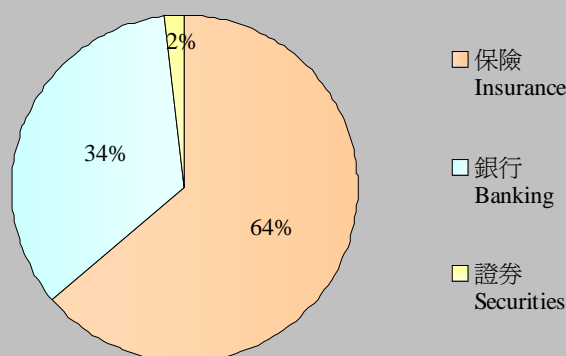
截至 2008 年 6 月 30 日，共有 25 562 名強積金註冊中介人，當中公司中介人佔 446 名，個人中介人佔 25 116 名，後者均獲發「強積金證／證明書」。

As at 30 June 2008, there were 25 562 registered MPF intermediaries, comprising 446 corporations and 25 116 individuals. The latter were issued with “MPF cards / certificates”.

表 III.3.1 截至 2008 年 6 月 30 日的註冊強積金中介人數目
Table III.3.1 Number of Registered MPF Intermediaries – 30 June 2008

公司中介人 Corporate Intermediaries	446
個人中介人 Individual Intermediaries	25 116
● 獲准提供保險單方面的意見 Permitted to advise on insurance policies	13 724
● 獲准提供證券方面的意見 Permitted to advise on securities	5 366
● 獲准提供證券及保險單方面的意見 Permitted to advise on both securities and insurance policies	5 179
● 獲准銷售強積金計劃但不可提供投資方面的意見 Permitted to sell MPF schemes without rendering specific investment advice	847
註冊強積金中介人數目 Total Number of Registered MPF Intermediaries	25 562

圖 III.3.1 強積金個人中介人行業分類¹ (截至 2008 年 6 月 30 日)
Chart III.3.1 MPF Individual Intermediaries by Industry¹ (as at 30 June 2008)



¹ 按主要保薦公司的主要業務劃分
Classified by primary sponsoring corporation's major line of business



4. 強積金產品 MPF Products

表 III.4.1 截至 2008 年 6 月 30 日的註冊計劃數目（按計劃種類劃分）
Table III.4.1 Number of Registered Schemes by Type - 30 June 2008

計劃種類 Scheme Type	數目 Number
集成信託計劃 Master Trust Schemes	34
行業計劃 Industry Schemes	2
僱主營辦計劃 Employer Sponsored Schemes	2
總計 TOTAL	38

表 III.4.2 強積金計劃的核准成分基金淨資產值¹（按基金種類劃分）
Table III.4.2 Net Asset Values¹ of Approved Constituent Funds of MPF Schemes by Type

（百萬港元）（HK\$ million）

截至 As at	核准成分基金種類 Type of Approved Constituent Funds						總計* TOTAL*
	混合資產 基金 Mixed Assets Fund	股票基金 Equity Fund	保本基金 Capital Preservation Fund	保證基金 Guaranteed Fund	債券基金 Bond Fund	貨幣市場 基金及 其他基金 ² Money Market Fund and Others ²	
30.06.2007	118 723	55 034	27 321	24 988	2 697	1 100	229 862
30.09.2007	130 580	68 982	28 027	25 767	2 882	1 118	257 356
31.12.2007	131 785	74 772	28 260	25 755	3 093	1 121	264 786
31.03.2008	122 304	67 150	28 653	25 434	3 578	1 129	248 247
30.06.2008	121 686	68 734	29 241	25 243	3 510	1 133	249 548

* 因四捨五入關係，各項數字的總和未必等同總計數字。

Figures may not sum up to the total due to rounding.

1 根據受託人提供的資料，有關數字包括從職業退休計劃轉移過來的資產。

As reported by trustees. The figures include assets transferred from ORSO schemes.

2 包括不屬保本基金的貨幣市場基金及《基金表現陳述準則》所指明的未歸類基金。

Include Money Market Funds that are not Capital Preservation Funds and Uncategorized Funds as per the Performance Presentation Standards for MPF Investment Funds.



圖 III.4.1 截至 2008 年 6 月 30 日強積金計劃下各類核准成分基金佔總淨資產值的百分比

Chart III.4.1 Percentage Share of Aggregate Net Asset Values of Approved Constituent Funds of MPF Schemes by Type – 30 June 2008

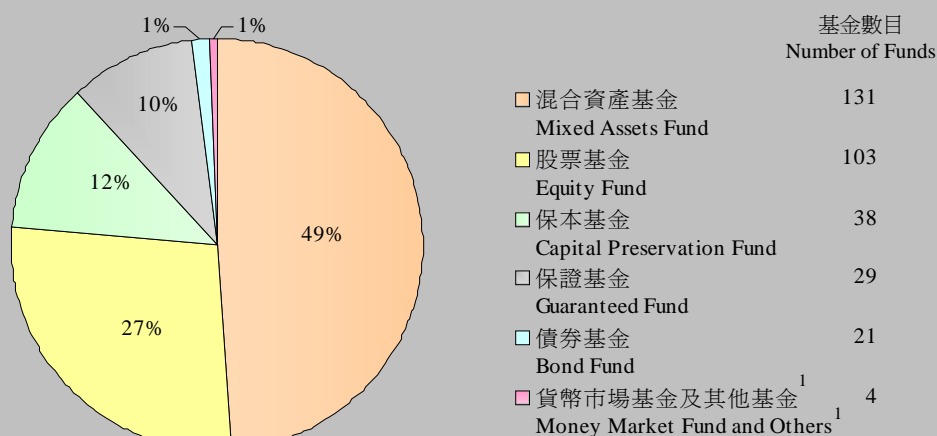


表 III.4.3 截至 2008 年 3 月 31 日核准成分基金資產按資產類別及地域分配²

Table III.4.3 Asset Allocation of Approved Constituent Funds by Asset Class and Geographical Region² – 31 March 2008

	存款及現金 Deposits & Cash	債務證券 ³ Debt Securities ³	股票 Equities	總計 Overall
香港 Hong Kong	16%	11%	29%	56%
日本 Japan	§	3%	4%	7%
亞洲 ⁴ Asia ⁴	§	§	9%	9%
北美洲 North America	§	4%	8%	12%
歐洲 Europe	§	6%	10%	16%
總計 Overall	16%	24%	60%	100%

1 包括不屬保本基金的貨幣市場基金及《基金表現陳述準則》所指明的未歸類基金。
Include Money Market Funds that are not Capital Preservation Funds and Uncategorized Funds as per the Performance Presentation Standards for MPF Investment Funds.

2 存款、現金及債務證券方面，「地域」分配反映有關帳戶及債務證券所使用的面值貨幣；股票方面，則反映股票的第一上市國家。
For deposits, cash and debt securities, "Geographical Region" reflects the currency of denomination of the respective accounts and debt securities. For equities, "Geographical Region" reflects the country of primary listing of the equities.

3 包括可轉換債務證券。
Include convertible debt securities.

4 不包括日本及香港，但包括澳洲、新西蘭及印度。
Exclude Japan and Hong Kong but include Australia, New Zealand and India.

§ 少於 0.5%。
Less than 0.5%.



圖 III.4.2 截至 2008 年 3 月 31 日各類核准成分基金按地域分配¹

Chart III.4.2 Asset Allocation of Approved Constituent Funds by Geographical Region¹ – 31 March 2008

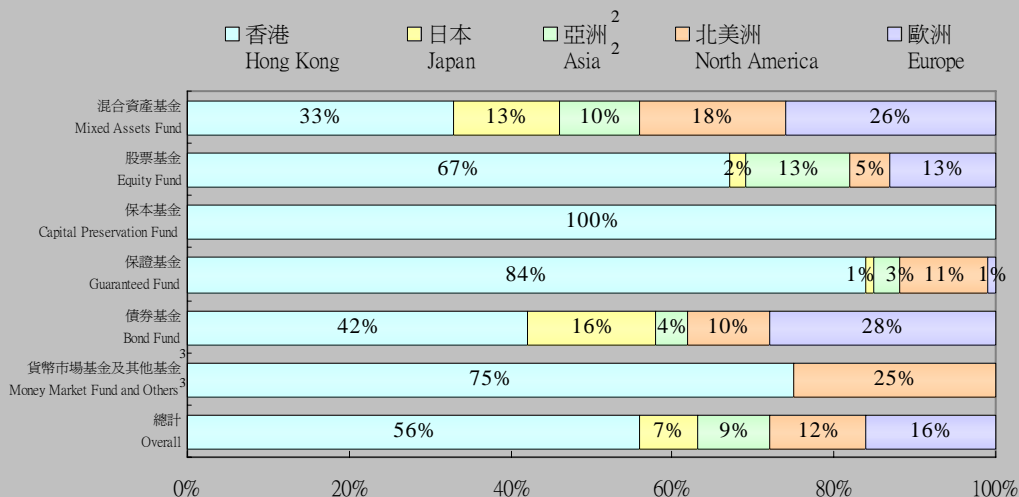
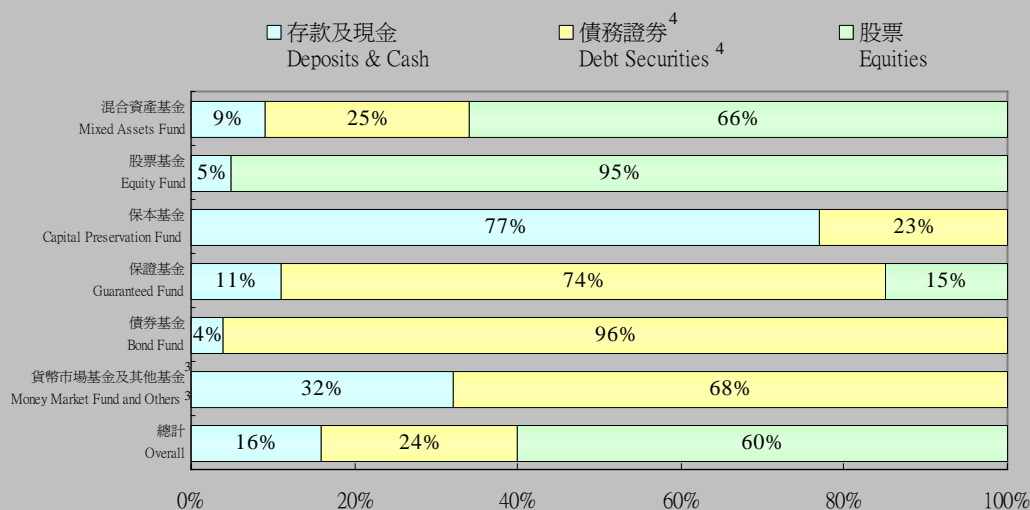


圖 III.4.3 截至 2008 年 3 月 31 日各類核准成分基金按資產類別分配

Chart III.4.3 Asset Allocation of Approved Constituent Funds by Asset Class – 31 March 2008



1 存款、現金及債務證券方面，「地域」分配反映有關帳戶及債務證券所使用的面值貨幣；股票方面，則反映股票的第一上市國家。

For deposits, cash and debt securities, "Geographical Region" reflects the currency of denomination of the respective accounts and debt securities. For equities, "Geographical Region" reflects the country of primary listing of the equities.

2 不包括日本及香港，但包括澳洲、新西蘭及印度。

Exclude Japan and Hong Kong but include Australia, New Zealand and India.

3 包括不屬保本基金的貨幣市場基金及《基金表現陳述準則》所指明的未歸類基金。

Include Money Market Funds that are not Capital Preservation Funds and Uncategorized Funds as per the Performance Presentation Standards for MPF Investment Funds.

4 包括可轉換債務證券。

Include convertible debt securities.

5. 強積金投資表現 MPF Investment Performance

表 III.5.1 強積金制度的年率化內部回報率¹ (按期間劃分)
Table III.5.1 Annualized Internal Rate of Return¹ of MPF System by Period

期間 Period	(百萬港元) (HK\$ million)				年率化內部 回報率 ³ Annualized Internal Rate of Return ³
	淨資產值 Net Asset Values		期內總淨供款 ² Total Net Contributions during the Period ²	期內淨回報 ³ Net Investment Return ³ during the Period	
	期始 Period- Beginning (a)	期末 Period- End (b)			
1.12.2000 – 31.3.2002	-	42 125	43 878	- 1 753	-4.9%
1.4.2002 – 31.3.2003	42 125	59 305	23 016	- 5 837	-10.7%
1.4.2003 – 31.3.2004	59 305	97 041	22 133	15 604	22.0%
1.4.2004 – 31.3.2005	97 041	124 316	22 205	5 070	4.7%
1.4.2005 – 31.3.2006	124 316	164 613	23 435	16 862	12.3%
1.4.2006 – 31.3.2007	164 613	211 199	24 684	21 901	12.4%
1.4.2007 – 31.3.2008	211 199	248 247	26 844	10 205	4.5%
1.4.2008 – 30.6.2008	248 247	249 548	7 280	- 5 980	-2.4%
自強積金制度實施以來 Since Inception of the MPF System					
1.12.2000 – 30.6.2008	-	249 548	193 476	56 072	6.4%

¹ 強積金制度的回報按內部回報率計算。此方法通稱「金額加權法」，當中計及向強積金制度作出供款及從制度提取權益的款額及時間。採用內部回報率計算方法，是因為它可更適切地反映強積金制度的現金流入和流出特性。年率化內部回報率的計算方法，是以每月內部回報率乘以12次方。

The return of the MPF System was calculated by way of the internal rate of return (“IRR”), a method commonly known as dollar-weighted return. The IRR method, which takes into account the amount and timing of contributions into and benefits withdrawn from the MPF System, was used as it could better reflect the feature of cash inflow and outflow of the MPF System. The annualized IRR was calculated by raising the monthly IRR to the power of 12.

² 「期內總淨供款」指扣除在期內支付的權益後的淨流入供款。

“Total Net Contributions during the Period” refers to the net contribution inflow after deducting the amount of benefits paid during the period.

³ 回報數字已扣除費用。

Return figures are net of fees and charges.

表 III.5.2 核准成分基金的年率化回報¹（按基金種類及期間劃分）
（截至 2008 年 6 月 30 日）

Table III.5.2 Annualized Return¹ of Approved Constituent Funds by Fund Type and Period (as at 30 June 2008)

核准成分基金種類 Type of Approved Constituent Funds	過去一年 Past 1 year	過去三年 Past 3 years	過去五年 Past 5 years	自 1.12.2000 Since 1.12.2000
混合資產基金 Mixed Assets Fund	-3.1%	10.3%	12.1%	5.9%
股票基金 Equity Fund	-5.4%	14.4%	17.1%	6.3%
保本基金 Capital Preservation Fund	2.2%	2.5%	1.5%	1.5%
保證基金 Guaranteed Fund	0.9%	2.8%	2.3%	1.6%
債券基金 Bond Fund	8.2%	2.9%	2.5%	3.9%
貨幣市場基金及其他基金 ² Money Market Fund and Others ²	1.4%	2.4%	1.3%	1.3%
同期消費物價指數變更 Change of the Consumer Price Index ("CPI") for the Same Periods				
年率化綜合消費物價指數變更 ³ Annualized Composite CPI % Change ³	6.1%	3.2%	2.1%	0.4%

1 回報數字已扣除費用。不同類別的強積金基金的回報均以「時間加權法」計算。此方法計及每一強積金基金在不同時段的單位價格及資產值。有別於內部回報率計算方法，此方法不反映向強積金基金作出供款及從基金提取權益的影響。年率化回報率的計算方法，是以每月平均回報率乘以 12 次方。

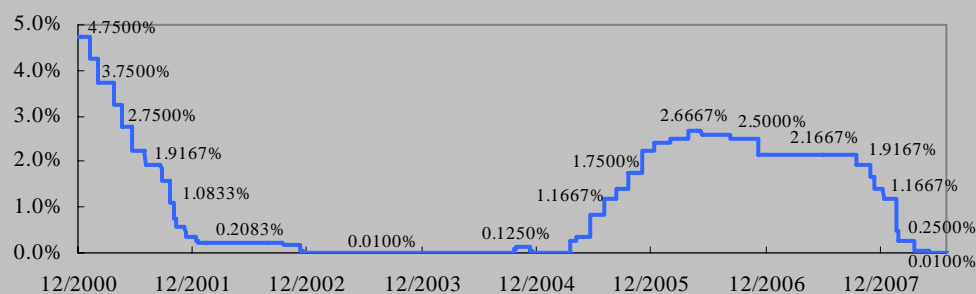
Return figures are net of fees and charges. Returns of different types of constituent funds were calculated by way of time-weighted method. This time-weighted method takes into account the unit price and asset size of each constituent fund at different points in time. Unlike the IRR method, it does not capture the impact of the contributions into and benefits withdrawn from the constituent funds. The annualized return was calculated by raising the average monthly return to the power of 12.

2 包括不屬保本基金的貨幣市場基金及《基金表現陳述準則》所指明的未歸類基金。
Include Money Market Funds that are not Capital Preservation Funds and Uncategorized Funds as per the Performance Presentation Standards for MPF Investment Funds.

3 根據政府統計處編製的綜合消費物價指數計算。

Calculated on the basis of the Composite CPI compiled by the Census and Statistics Department.

圖 III.5.1 已公布的訂明儲蓄利率¹
Chart III.5.1 Published Prescribed Savings Rates¹



1 訂明儲蓄利率是積金局為配合保本基金運作需要，根據《強制性公積金計劃（一般）規例》第 37(8)條而訂立的利率。

The prescribed savings rates are prescribed by the MPFA pursuant to section 37(8) of the Mandatory Provident Fund Schemes (General) Regulation for the operation of Capital Preservation Funds.

6. 職業退休計劃¹ ORSO Schemes¹

表 III.6.1 職業退休計劃數目（按利益種類劃分）
Table III.6.1 Number of ORSO Schemes by Benefit Type

		註冊計劃 Registered Schemes	豁免計劃 Exempted Schemes	總計 TOTAL
獲強積金 豁免 MPF Exempted	界定供款計劃 Defined Contribution Schemes	4 106	191	4 297
	界定利益計劃 Defined Benefit Schemes	256	144	400
	小計 Sub-total	4 362	335	4 697
沒有獲 強積金 豁免 Non-MPF Exempted	界定供款計劃 Defined Contribution Schemes	825	898	1 723
	界定利益計劃 Defined Benefit Schemes	30	865	895
	小計 Sub-total	855	1 763	2 618
總計 TOTAL		5 217	2 098	7 315

表 III.6.2 職業退休註冊計劃參與人數
Table III.6.2 Participating Members in ORSO Registered Schemes

	僱主 Employers	僱員* Employees*
獲強積金豁免的職業退休註冊計劃 MPF Exempted ORSO Registered Schemes	6 846	435 000
沒有獲強積金豁免的職業退休註冊計劃 Non-MPF Exempted ORSO Registered Schemes	1 314	48 000
總計 TOTAL	8 160	483 000

* 因四捨五入關係，各項數字的總和未必等同總計數字。
Figures may not sum up to the total due to rounding.

表 III.6.3 職業退休註冊計劃的資產值及年度供款款額
Table III.6.3 Asset Size and Annual Contribution Amount of ORSO Registered Schemes

(百萬港元) (HK\$ million)

	獲強積金豁免 MPF Exempted	沒有獲強積金豁免 Non-MPF Exempted	總計 TOTAL
資產值 Asset Size	232 611	10 707	243 318
年度供款款額 Annual Contribution Amount	14 394	815	15 209

¹ 職業退休計劃的統計數字是根據截至 2008 年 6 月 30 日的職業退休註冊計劃向積金局呈交的最新周年申報表所載之資料而編製。
ORSO statistics were compiled on the basis of the latest annual returns filed with the MPFA up to 30 June 2008 in respect of ORSO registered schemes.

IV. 用詞及定義 Terms and Definitions

1. **就業人口**的定義與政府統計處綜合住戶統計調查所指的定義相同。

2. **強積金制度下的僱主**指訂立僱傭合約以僱用另一人作為其有關僱員的人。

3. **強積金制度下的有關僱員**指年滿 18 歲但未滿 65 歲的僱員，惟下列僱員屬強積金制度的獲豁免人士，故不包括在內：

- i) 受公務員退休金制度保障的公務員；
- ii) 受補助學校或津貼學校公積金保障的教員；
- iii) 選擇繼續成為獲強積金豁免職業退休註冊計劃成員的僱員；
- iv) 家務僱員；
- v) 受海外退休計劃保障或獲准在港逗留及工作不多於 13 個月的無居留權海外僱員；
- vi) 受僱少於 60 日的僱員，惟建造業及飲食業的僱員除外。

4. **強積金制度下的自僱人士**，指非以僱員身分收取有關入息的人，而該等有關入息是源自該人在香港（全部或部分）生產貨品或提供服務，或源自在香港從事向香港或香港以外地方提供貨品或服務的營業。18 歲以下或 65 歲（或以上）的自僱人士或自僱持牌小販，均屬強積金制度下的獲豁免人士。

1. **Employed Population** is as defined in the General Household Survey of Census and Statistics Department.

2. **Employer under the MPF System** means any person who has entered into a contract of employment to employ another person as his relevant employee.

3. **Relevant Employee under the MPF System** means an employee of 18 years of age or over and below 65 years of age, but excludes the following categories of employees who are exempt persons under the MPF System:

- i) Civil servants who are covered by the Civil Service Pension System;
- ii) Teachers who are covered by the Grant Schools or Subsidized Schools Provident Fund;
- iii) Employees who choose to remain as members of MPF exempted ORSO registered schemes;
- iv) Domestic employees;
- v) Expatriates who do not have the right of abode in Hong Kong and are covered by overseas retirement schemes or who have been granted permission to stay and work for not more than 13 months in Hong Kong;
- vi) Employees who are employed for less than 60 days, excluding employees participating in construction and catering industries.

4. **Self-employed Person (SEP) under the MPF System** means a person whose relevant income (otherwise than in the capacity as an employee) is derived from his production (in whole or in part) of goods or services in Hong Kong, or his trade in goods or services in or from Hong Kong. A self-employed licensed hawkler or an SEP who is below 18 years of age or is 65 (or above) years of age is also an exempt person under the MPF System.

V. 強積金涵蓋人口估計及資料來源 Estimation of the MPF Universe and Sources of Data

強積金涵蓋人口估計 Estimation of the MPF Universe

強積金制度下的僱主數目 Employers under the MPF System

		('000)	
主要商業機構數目 ¹		Number of main businesses ¹	305
加		Add	
- 不包括在機構單位記錄庫內聘有僱員的業主立案法團數目 ²		- Number of owners' corporations with employee(s) that are not covered in the Central Register of Establishments (CRE) ²	4
- 從事不包括在機構單位記錄庫內的行業的僱主數目		- Number of employers engaged in other industries that are not covered in the CRE	5
減		Less	
- 沒有僱員的商業機構數目 ³		- Number of businesses with no employees ³	77
強積金制度下的僱主數目*		<i>Employers under the MPF System*</i>	238

* 因四捨五入關係，各項數字的總和未必等同總計數字。

Figures may not sum up to the total due to rounding.

上表的數字根據以下數據估計：
The figures were estimated on the basis of:

- 1 政府統計處機構單位記錄庫和僱傭及職位空缺統計調查所得的數據。
Statistics obtained from the Central Register of Establishments and the Survey of Employment and Vacancies by the Census and Statistics Department.
- 2 土地註冊處提供的數據。
Figures provided by the Land Registry.
- 3 政府統計處僱傭及職位空缺統計調查所得的數據。
Statistics obtained from the Survey of Employment and Vacancies by the Census and Statistics Department.

強積金制度下的有關僱員數目 Relevant Employees under the MPF System

		('000)
僱員數目(不包括18歲以下或65歲以上的僱員) ¹	Number of employees (excluding employees aged below 18 or above 65) ¹	3 108
減	Less	
- 受公務員退休金制度保障的公務員 ²	- Civil servants who are covered by the Civil Service Pension System ²	141
- 受補助學校或津貼學校公積金保障的教員 ³	- Teachers who are covered by the Grant Schools or Subsidized Schools Provident Fund ³	37
- 選擇繼續成爲獲強積金豁免職業退休註冊計劃成員的僱員 ⁴	- Employees who choose to remain as members of MPF exempted ORSO registered schemes ⁴	419
- 家務僱員 ⁵	- Domestic employees ⁵	250
- 受海外退休計劃保障或在香港工作不多於13個月的無居留權海外僱員 ⁶	- Expatriates who do not have the right of abode in Hong Kong and are covered by overseas retirement schemes or who work in Hong Kong for not more than 13 months ⁶	46
- 受僱少於60日的僱員, 但不包括建造業及飲食業的僱員 ⁷	- Employees who are employed for less than 60 days, excluding employees participating in construction and catering industries ⁷	14
強積金制度下的有關僱員數目*	Relevant Employees under the MPF System*	2 201

* 因四捨五入關係, 各項數字的總和未必等同總計數字。

Figures may not sum up to the total due to rounding.

上表的數字根據以下數據估計:

The figures were estimated on the basis of:

- 1 政府統計處綜合住戶統計調查所得的數據。
Statistics obtained from the General Household Survey by the Census and Statistics Department.
- 2 公務員事務局發布的數據。
Figures published by the Civil Service Bureau.
- 3 教育局發布的數據。
Figures published by the Education Bureau.
- 4 獲強積金豁免的職業退休註冊計劃之僱主提供的數據。
Figures reported by employers of MPF exempted ORSO registered schemes.
- 5 政府統計處綜合住戶統計調查所得的數據。
Statistics obtained from the General Household Survey by the Census and Statistics Department.
- 6 入境事務處發布的數據。
Figures published by the Immigration Department.
- 7 政府統計處2005年第2季綜合住戶統計調查專題研究所得的數據。
Figures obtained from a special topic enquiry conducted via the General Household Survey in Q2 2005 by the Census and Statistics Department.

強積金制度下的自僱人士數目 Self-employed Persons under the MPF System

('000)

自僱人士數目(不包括18歲以下或65歲以上的自僱人士) ¹	Number of SEPs (excluding SEPs aged below 18 or above 65) ¹	361
減	Less	
- 屬持牌小販的自僱人士 ² (不包括18歲以下或65歲以上的持牌小販)	- SEPs who are licensed hawkers ² (excluding licensed hawkers aged below 18 or above 65)	3
強積金制度下的自僱人士數目*	SEPs under the MPF System*	357

* 因四捨五入關係，各項數字的總和未必等同總計數字。

Figures may not sum up to the total due to rounding.

上表的數字根據以下數據估計：
The figures were estimated on the basis of:

- 1 政府統計處綜合住戶統計調查所得的數據。強積金制度下的自僱人士，包括《綜合住戶統計調查按季統計報告》中界定的「自營業者」及「僱主」。
Statistics obtained from the General Household Survey by the Census and Statistics Department. SEPs under the MPF System include both “self-employed persons” and “employers” as defined in the Quarterly Report on General Household Survey.
- 2 政府統計處綜合住戶統計調查所得的數據。
Statistics obtained from the General Household Survey by the Census and Statistics Department.

資料來源 Sources of Data

強積金計劃

核准受託人、註冊計劃、核准成分基金及註冊中介人的統計數字，乃基於積金局的紀錄而編製。至於強積金計劃的參與成員數目、已收供款、已支付權益及核准成分基金的淨資產值，則根據受託人向積金局呈交的申報表（按月／按季）所載資料而編製。

職業退休註冊計劃

職業退休註冊計劃的資產值和年度供款款額統計數字，乃根據職業退休註冊計劃向積金局呈交的最新周年申報表所載之資料而編製。

MPF Schemes

Statistics on the number of approved trustees, registered schemes, approved constituent funds and registered intermediaries were compiled on the basis of the records kept by the MPFA. For the statistics on the number of participating members in the MPF schemes, contributions received, benefits paid and Net Asset Value of approved constituent funds, they were compiled on the basis of the returns (monthly/quarterly) submitted by the trustees to the MPFA.

ORSO Registered Schemes

Statistics on the asset size and annual contribution amount of ORSO registered schemes were compiled on the basis of the latest annual returns filed with the MPFA in respect of the ORSO registered schemes.