

## Comparison of 2007 and 2006 Crime Situation

	2007	2006	2007 Compared with 2006	
			Numerical	Percentage
1. Overall Crime	80 796	81 125	- 329	- 0.4
2. Overall Crime Rate <sup>(1)</sup>	1 167.3	1 183.1	- 15.8	- 1.3
3. Overall Crime Detection Rate	45.6%	44.6%	+ 1.0 percentage point	
4. Violent Crime	14 934	14 847	+ 87	+ 0.6
5. Violent Crime Rate <sup>(1)</sup>	215.8	216.5	- 0.7	- 0.3
6. Violent Crime Detection Rate	65.5%	62.8%	+ 2.7 percentage points	
7. Homicide <sup>(2)</sup>	18	35	- 17	- 48.6
8. All Robberies <sup>(2)</sup> , including :	1 216	1 574	- 358	- 22.7
- Robbery with Firearms	-	1	- 1	- 100.0
- Robbery with Arms (Stun Guns)	2	2	-	-
- Robbery with Pistol Like Object	21	19	+ 2	+ 10.5
- Bank Robbery	8	23	- 15	- 65.2
- Goldsmith/Watch Shop Robberies	7	1	+ 6	+ 600.0
9. Burglary	4 512	5 315	- 803	- 15.1
10. Wounding and Serious Assault <sup>(2)</sup>	8 078	8 091	- 13	- 0.2
- Wounding	1 664	1 768	- 104	- 5.9
- Serious Assault	6 414	6 323	+ 91	+ 1.4
11. Serious Narcotics Offences	2 769	2 122	+ 647	+ 30.5
12. Criminal Intimidation <sup>(2)</sup>	1 960	1 687	+ 273	+ 16.2
13. Blackmail <sup>(2)</sup>	407	459	- 52	- 11.3
14. Arson <sup>(2)</sup>	794	815	- 21	- 2.6
15. Rape <sup>(2)</sup>	107	96	+ 11	+ 11.5
16. Indecent Assault <sup>(2)</sup>	1 390	1 195	+ 195	+ 16.3
17. All Thefts, including :	36 762	37 089	- 327	- 0.9
- Snatching	511	679	- 168	- 24.7
- Pickpocketing	1 198	996	+ 202	+ 20.3
- Shop Theft	8 693	9 154	- 461	- 5.0
- Theft from Vehicle	2 457	2 818	- 361	- 12.8
- Miscellaneous Thefts	21 621	20 625	+ 996	+ 4.8
- Missing Motor Vehicles	1 398	1 774	- 376	- 21.2
18. Deception	4 745	4 758	- 13	- 0.3
19. Criminal Damage	7 151	6 736	+ 415	+ 6.2
20. Triad-related Crimes	2 259	2 396	- 137	- 5.7
21. Domestic Violence	7 509	4 704	+ 2 805	+ 59.6
- Crime Cases	2 505	1 811	+ 694	+ 38.3
- Miscellaneous Cases	5 004	2 893	+ 2 111	+ 73.0
22. Persons Arrested for Crime				
- Juveniles (aged 10 - 15)	4 644	4 510	+ 134	+ 3.0
- Young Persons (aged 16 - 20)	5 023	4 974	+ 49	+ 1.0
- Mainland Illegal Immigrants	362	465	- 103	- 22.2
- Mainland Visitors	1 415	1 590	- 175	- 11.0
23. Drug Seizures <sup>(3)</sup> :				
- Heroin (kg)	42 *	52	- 10	- 19.2
- Cannabis (kg)	558 *	199	+ 359	+ 180.4
- Methamphetamine (Ice) (kg)	57 *	7	+ 50	+ 714.3
- Ketamine (kg)	99 *	1 006	- 907	- 90.2
- Cocaine (kg)	200 *	15	+ 185	+ 1 233.3
- Ecstasy-type (tablet)	59 714 *	104 296	- 44 582	- 42.7

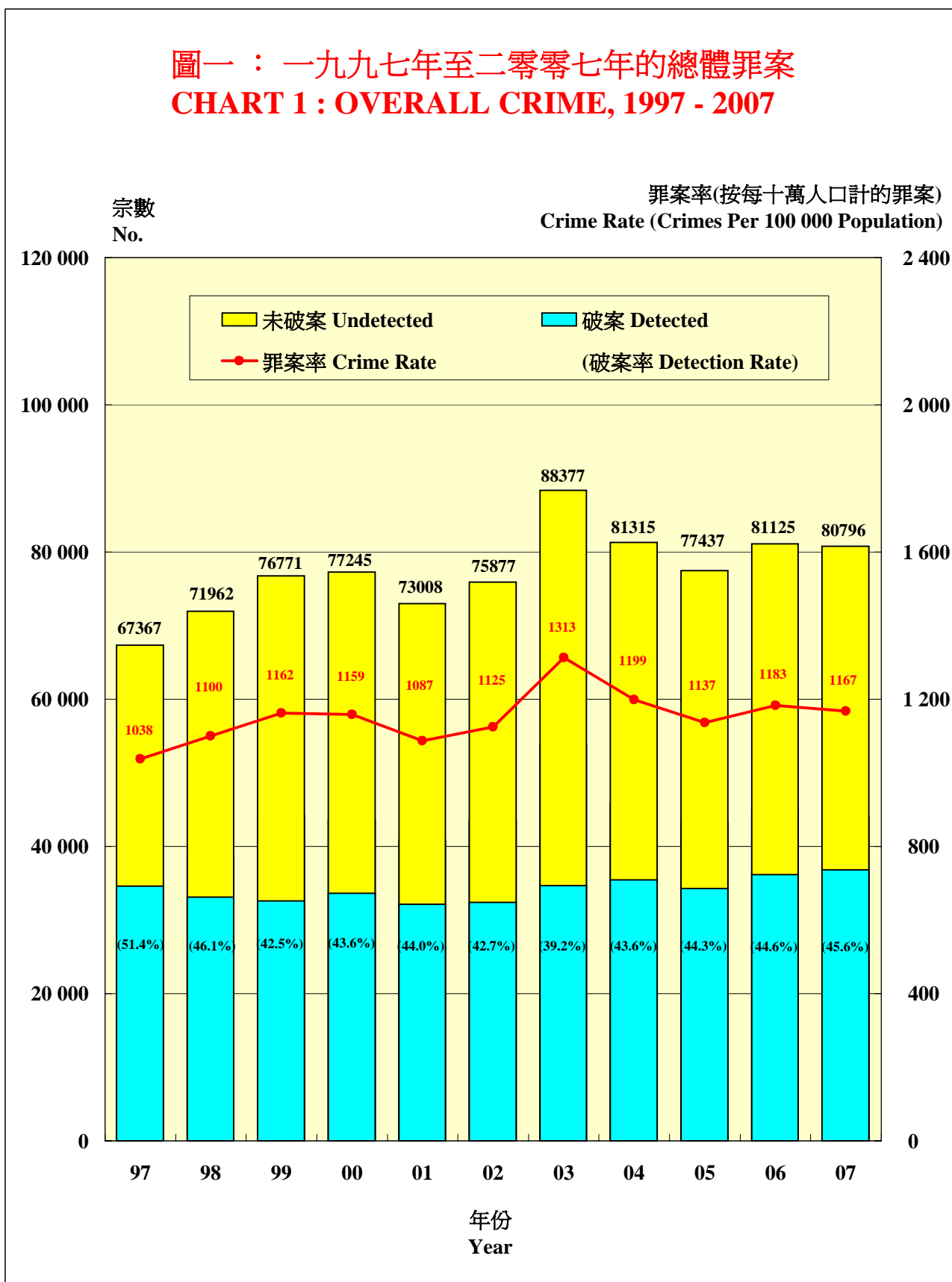
Notes : <sup>(1)</sup> Crime Rate = Crimes per 100 000 population (based on the latest population figure released by the Census & Statistics Dept.).

<sup>(2)</sup> Belongs to a type of violent crime

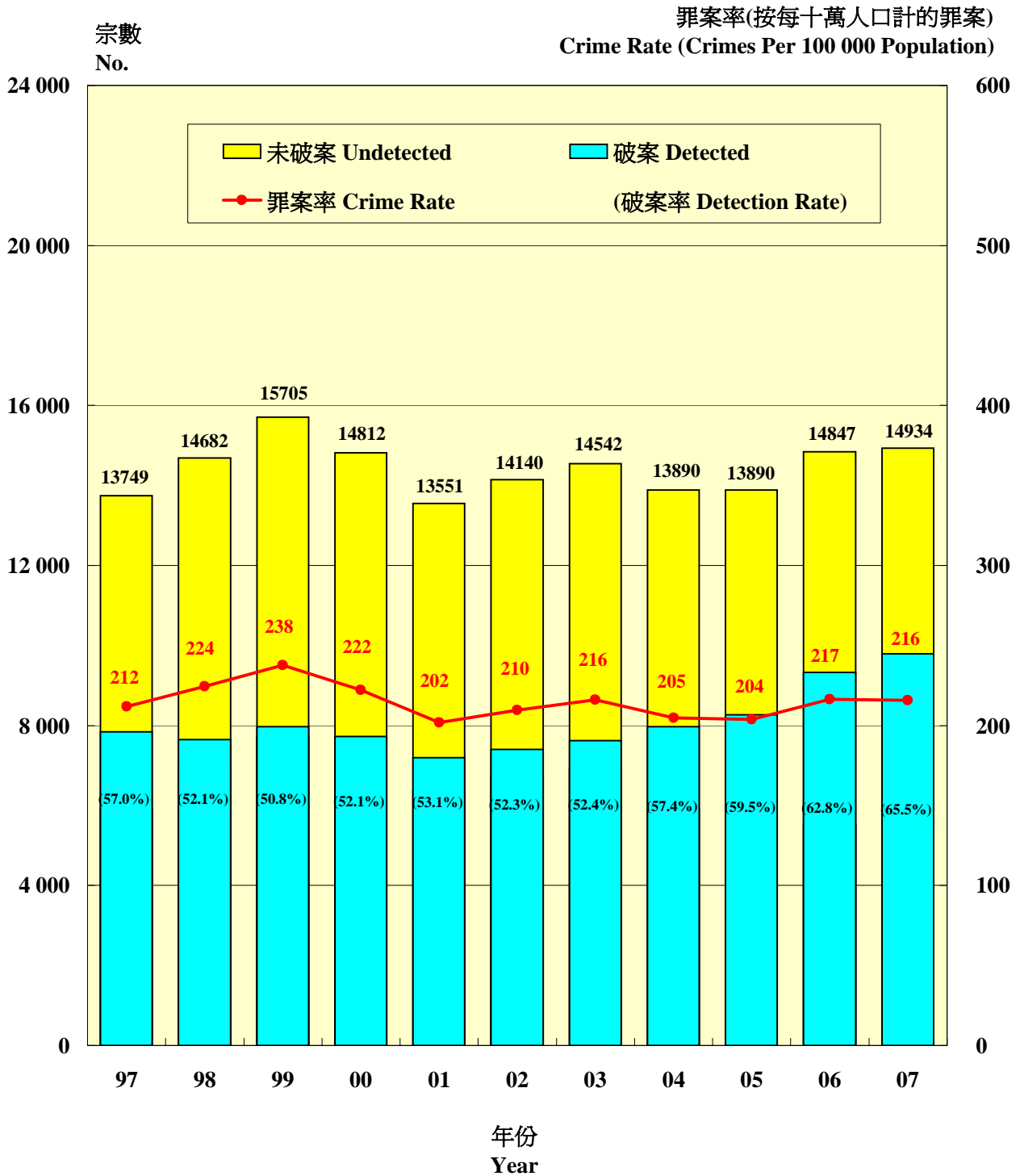
<sup>(3)</sup> Figures include Customs and Excise Department

\* Provisional figure (pending confirmation by the Government Laboratory).

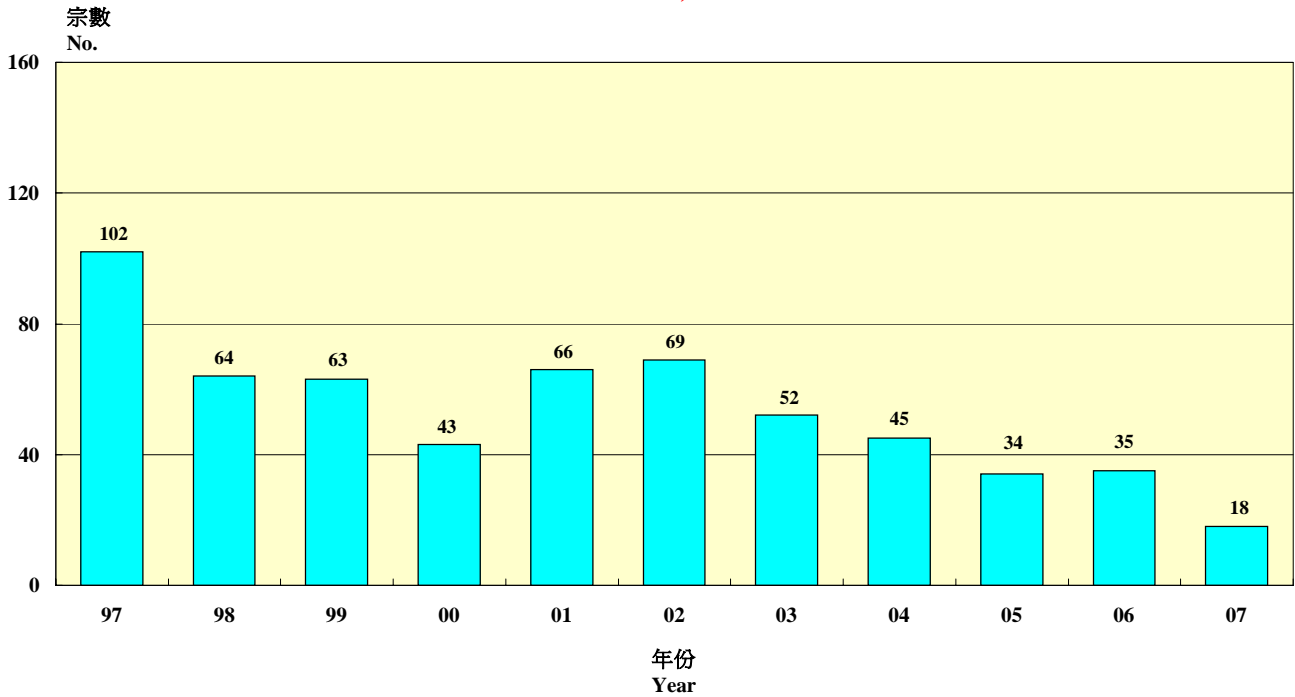
圖一：一九九七年至二零零七年的總體罪案  
**CHART 1 : OVERALL CRIME, 1997 - 2007**



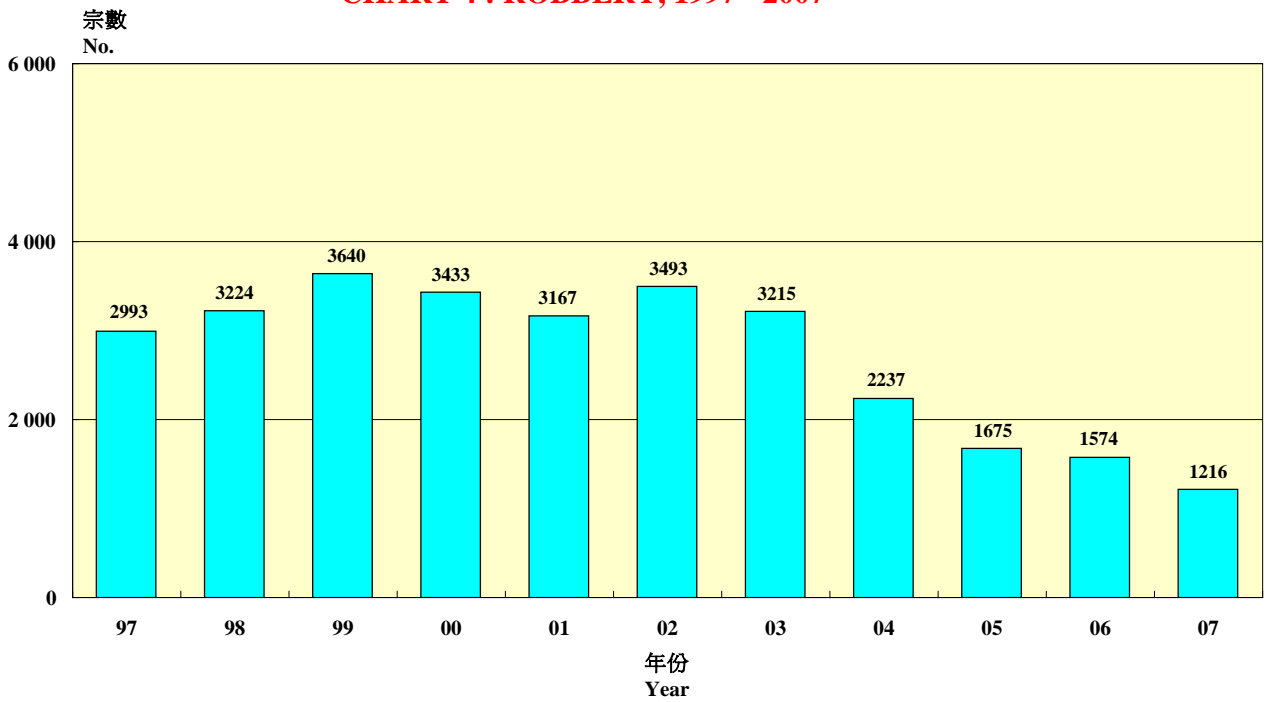
圖二：一九九七年至二零零七年的暴力罪案  
**CHART 2 : VIOLENT CRIME, 1997 - 2007**



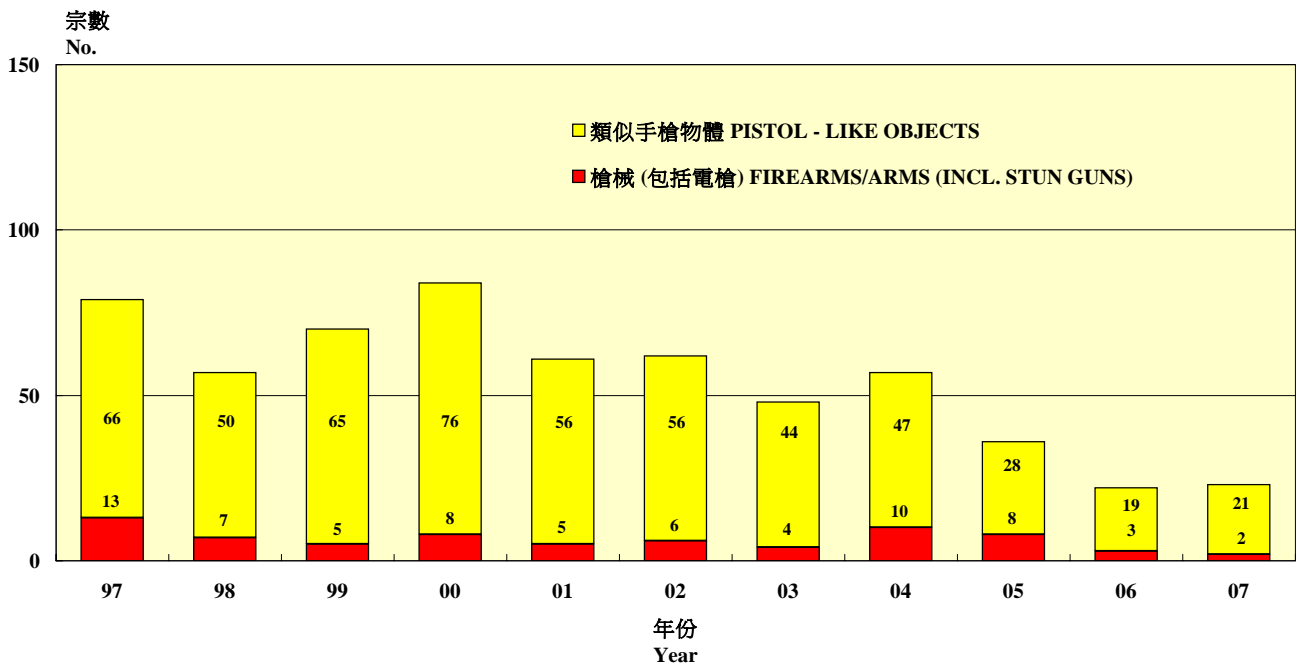
圖三：一九九七年至二零零七年的兇殺案  
CHART 3 : HOMICIDE, 1997 - 2007



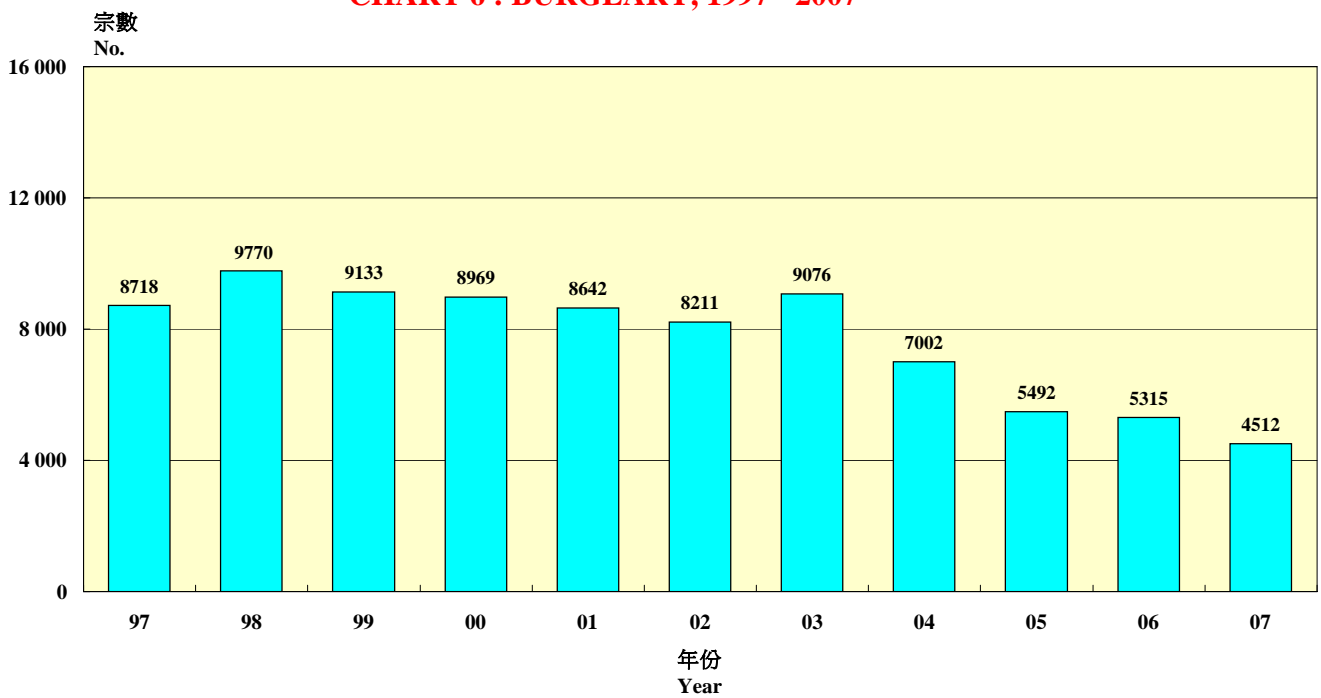
圖四：一九九七年至二零零七年的行劫案  
CHART 4 : ROBBERY, 1997 - 2007



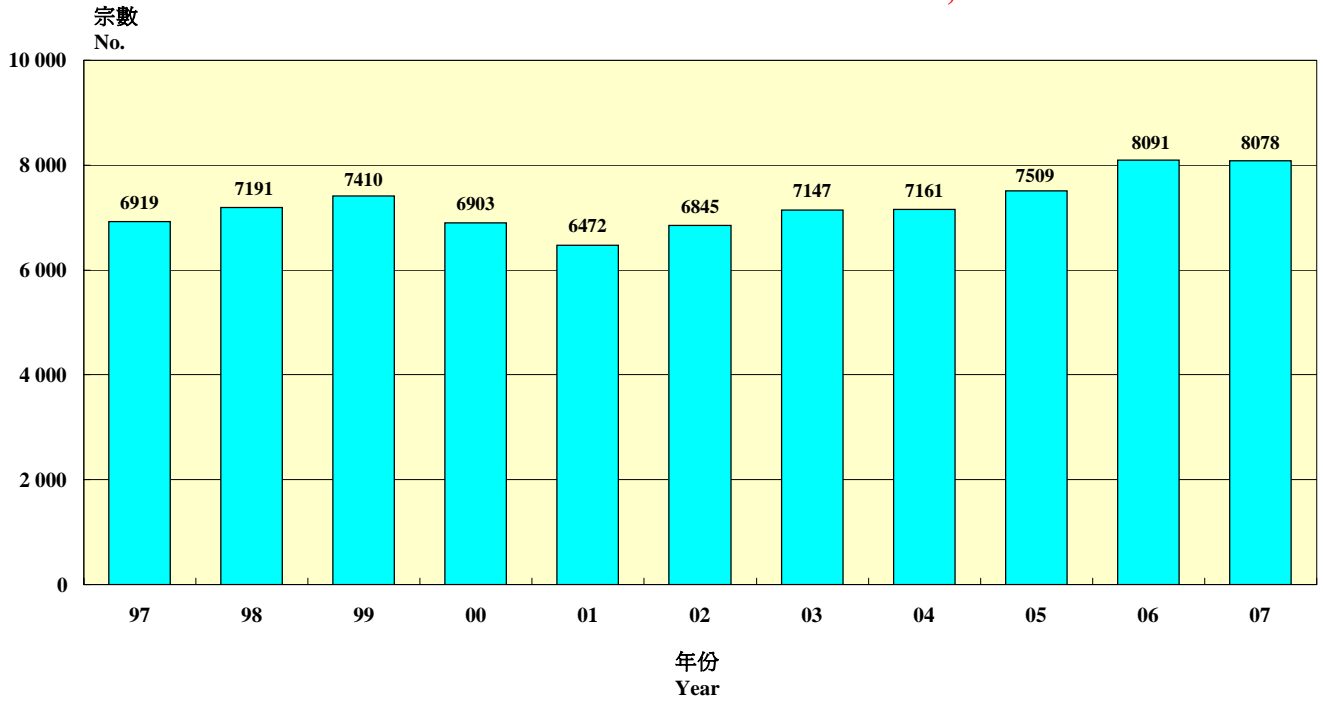
圖五：一九九七年至二零零七年涉及使用槍械(包括電槍)及類似手槍物體的劫案  
 CHART 5: ROBBERY INVOLVING FIREARMS/ARMS (INCL. STUN GUNS) AND PISTOL - LIKE OBJECTS, 1997 - 2007



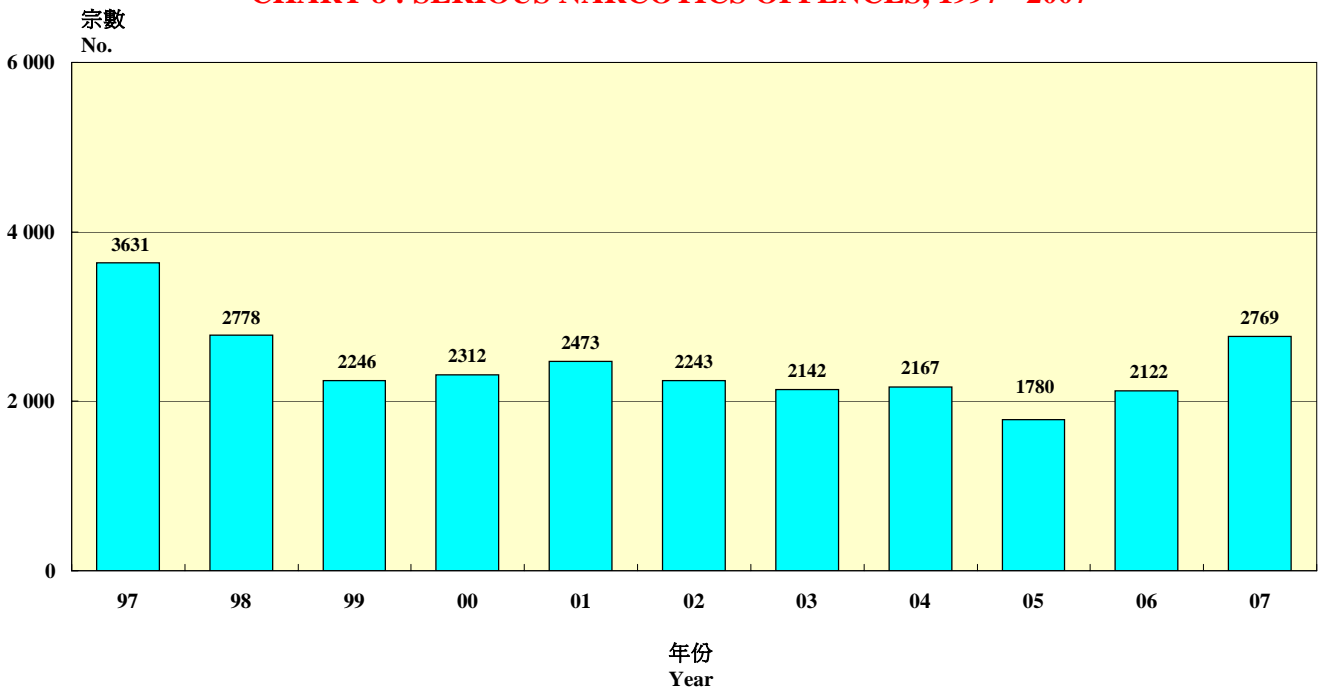
圖六：一九九七年至二零零七年的爆竊案  
 CHART 6: BURGLARY, 1997 - 2007



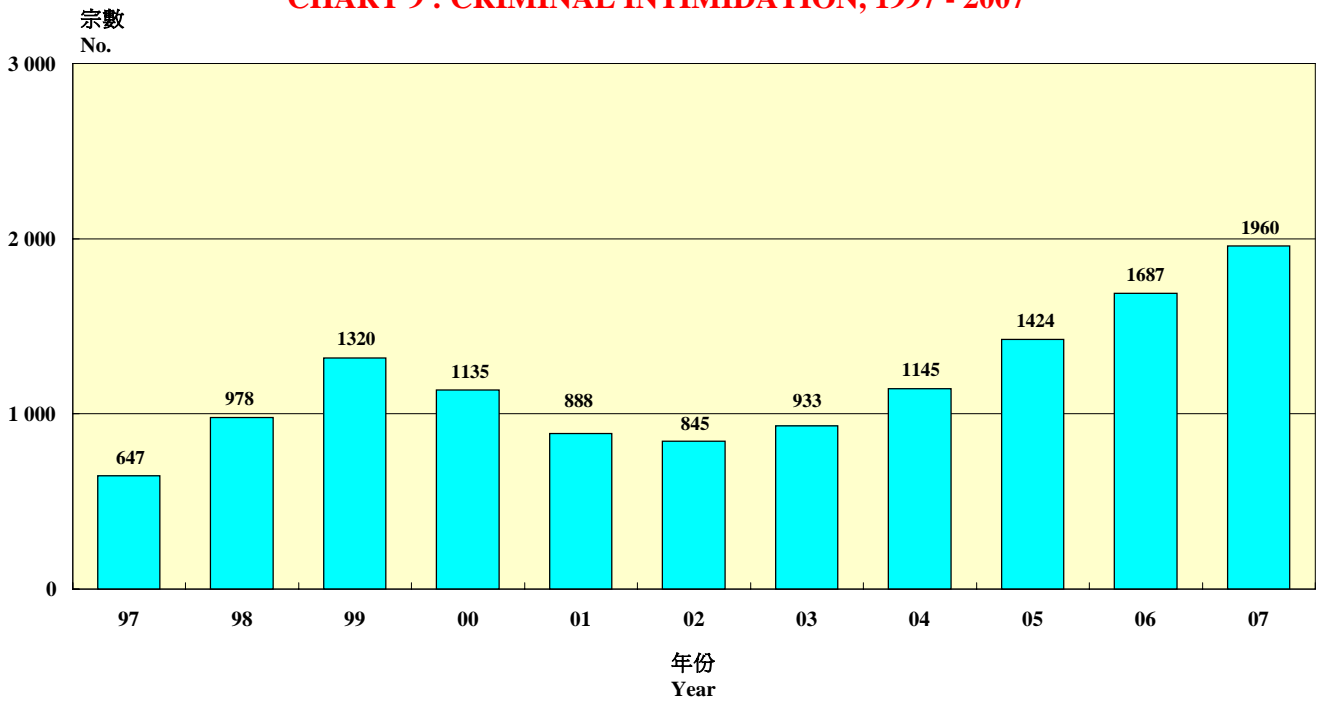
圖七：一九九七年至二零零七年的傷人及嚴重毆打案  
 CHART 7 : WOUNDING AND SERIOUS ASSAULT, 1997 - 2007



圖八：一九九七年至二零零七年的嚴重毒品罪行案  
 CHART 8 : SERIOUS NARCOTICS OFFENCES, 1997 - 2007



圖九：一九九七年至二零零七年的刑事恐嚇案  
CHART 9 : CRIMINAL INTIMIDATION, 1997 - 2007



圖十：一九九七年至二零零七年報失的車輛  
CHART 10 : MOTOR VEHICLES REPORTED MISSING, 1997 - 2007

