
INFORMATION NOTE

Auto-fuel prices in selected places

1. Background

1.1 At a meeting held on 14 October 2008, the Panel on Economic Development requested the Research and Library Services Division to provide information on auto-fuel prices in Hong Kong and overseas places. The purpose of this information note is to provide the Panel with information on auto-fuel prices in Hong Kong, the Netherlands, Singapore and the United Kingdom (UK) between the first week of January 2007 and the second week of October 2008. The prices of three major oil products are tracked, namely unleaded petrol, diesel and auto-liquefied petroleum gas (auto-LPG).

2. Import prices of major oil products in Hong Kong versus crude oil prices and Singapore free-on-board prices

2.1 Figure 1 compares the trend movements of the following prices for the period between the first week of January 2007 and the second week of October 2008:

- (a) weekly Brent crude oil prices;
- (b) weekly Singapore free-on-board (FOB) prices for conventional premium gasoline (or unleaded petrol);
- (c) weekly Singapore FOB prices for gasoil (or diesel);

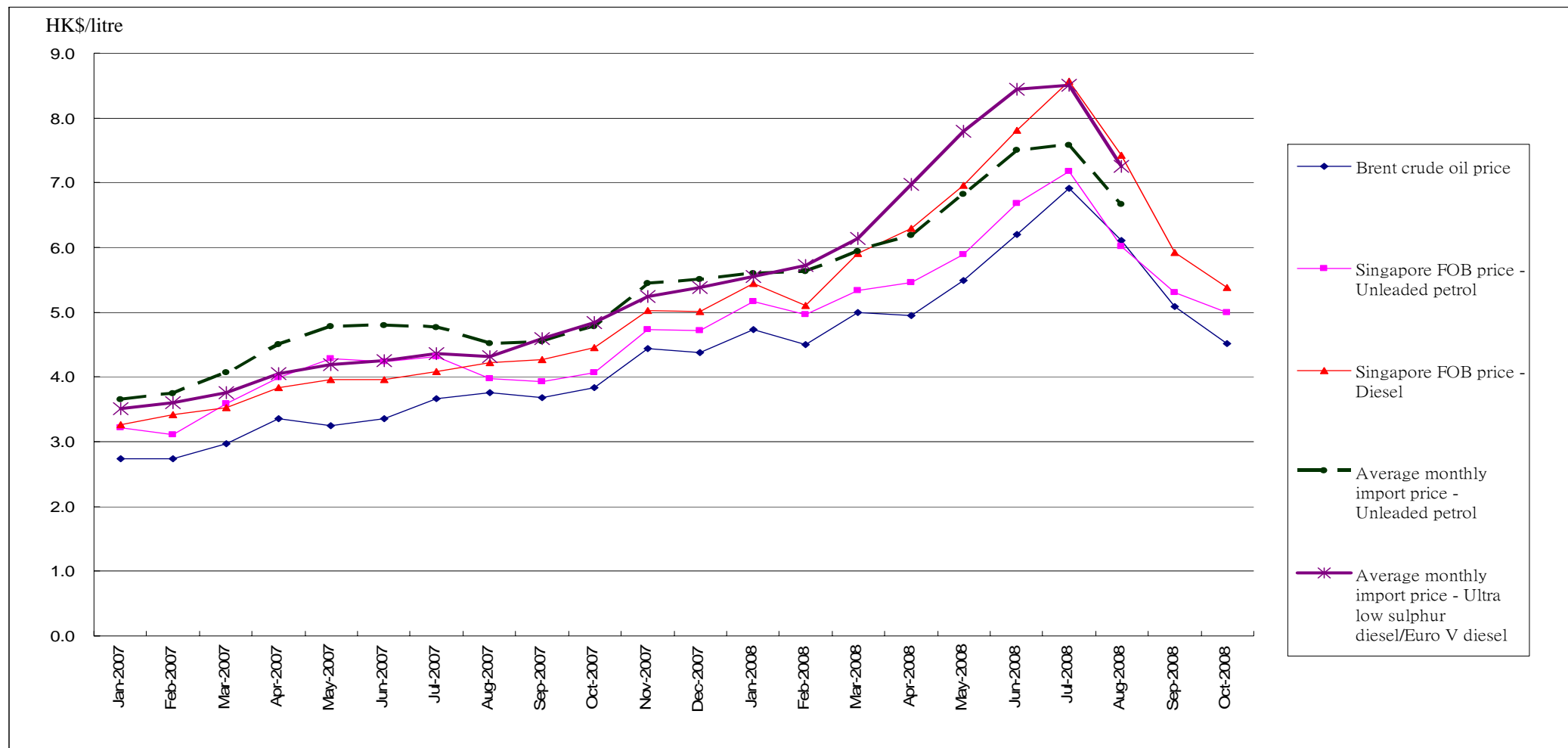
- (d) average monthly import prices for unleaded petrol in Hong Kong¹; and
- (e) average monthly import prices for Ultra Low Sulphur Diesel (ULSD) in Hong Kong².

2.2 Figure 1 shows that, in terms of trend movements, changes in the Hong Kong import prices for unleaded petrol and ULSD are broadly in line with the Brent crude oil prices and the Singapore FOB prices except in certain periods such as May 2007 and February 2008 when variations are noted. Please also refer to Appendix I for details of the price data.

¹ According to the Hong Kong Census and Statistics Department, local import price figures are only available on a monthly basis.

² Ibid.

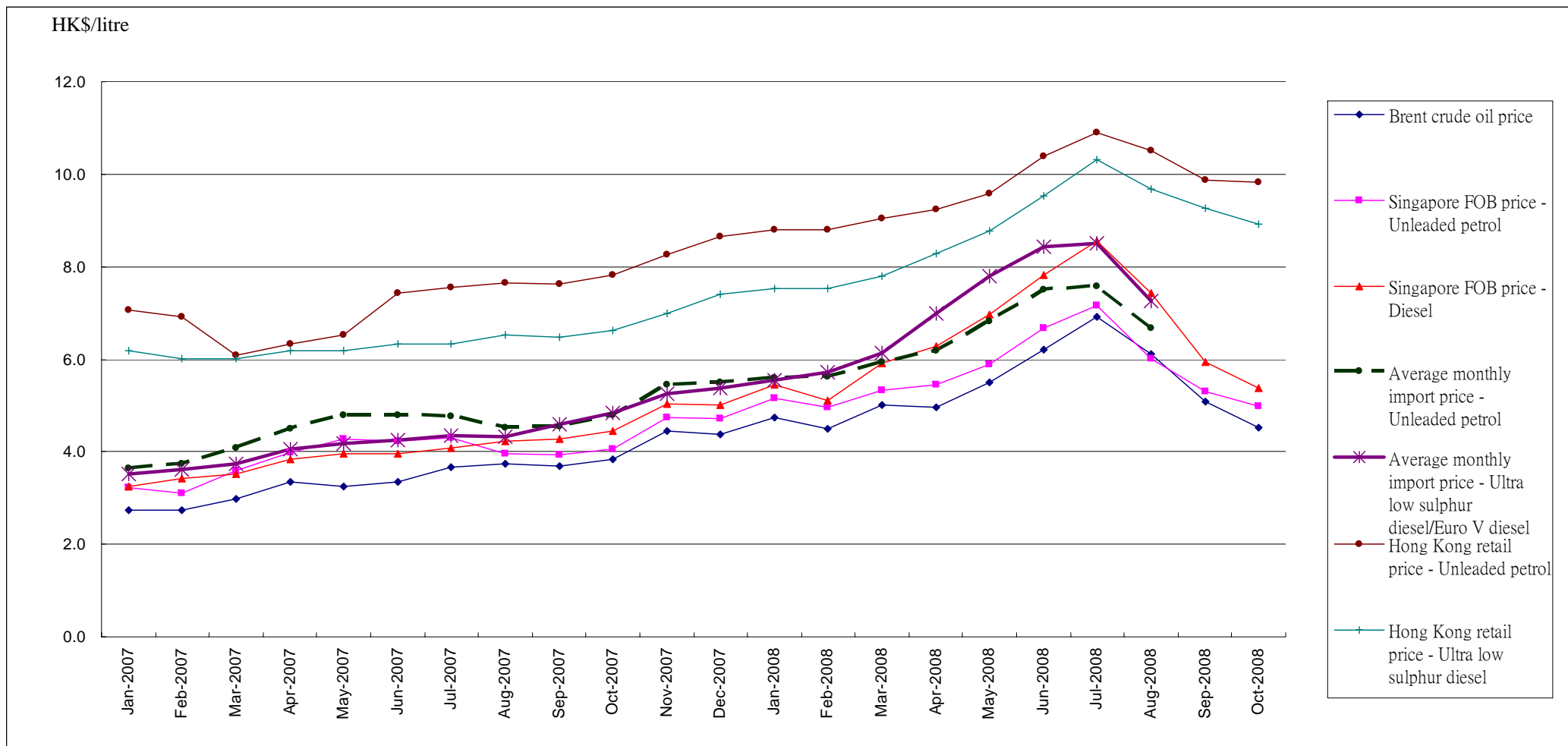
Figure 1 – Weekly Brent crude oil prices, weekly Singapore FOB prices of major oil products, and average monthly import prices of major oil products in Hong Kong for the period between the first week of January 2007 and the second week of October 2008 (in Hong Kong dollar per litre)



3. Local retail prices versus Brent crude oil prices, Singapore free-on-board prices and local import prices

3.1 In Figure 2, the weekly local retail prices excluding government duty and tax of unleaded petrol and diesel are shown together with the Brent crude oil prices, Singapore FOB prices and local import prices. It can be seen from the Figure that the movement of the weekly local retail prices are broadly in line with the movements of the other prices under study except in certain periods such as from February 2007 to June 2007 when variations are noted. Please refer to Appendix II for details of the price data.

Figure 2 – Weekly retail prices of major oil products in Hong Kong versus prices for Brent crude oil, Singapore FOB prices and average monthly import prices for the period between the first week of January 2007 and the second week of October 2008 (in Hong Kong dollar per litre)



4. Fuel pricing structure in Hong Kong and selected places

4.1 In general, the cost components making up the retail price of oil products can be broadly classified into the following categories:³

- (a) cost of crude oil;
- (b) refinery processing costs;
- (c) transportation cost;
- (d) insurance;
- (e) freight;
- (f) marketing and distribution costs;
- (g) retail station costs; and
- (h) government duty and tax.

4.2 Table 1 lists the government duty and tax levied on oil products in Hong Kong, Singapore, the UK and the Netherlands.

³ Source: Energy Information Administration of the United States Department of Energy.

Table 1 – Government duty and tax levied on oil products in Hong Kong, Singapore, the United Kingdom and the Netherlands for the period between the first week of January 2007 and the second week of October 2008

	Hong Kong		Singapore		The United Kingdom		The Netherlands	
	Unleaded petrol	Diesel	Unleaded petrol	Diesel	Unleaded petrol	Diesel	Unleaded petrol	Diesel
Fuel duty (per litre)	HK\$6.06.	<ul style="list-style-type: none"> • HK\$1.11 from 1 January 2007 to 31 December 2008; • HK\$0.56 for Euro V diesel from 1 December 2007 to 13 July 2008; and • Nil for Euro V diesel since 14 July 2008. 	S\$0.44 (HK\$2.28).	Nil.	<ul style="list-style-type: none"> • GBP 0.4835 (HK\$7.55) from 1 January to 30 September 2007; and • GBP 0.5035 (HK\$7.86) since 1 October 2007. 	<ul style="list-style-type: none"> • GBP 0.4835 (HK\$7.55) from 1 January to 30 September 2007; and • GBP 0.5035 (or HK\$7.86) since 1 October 2007. 	EUR 0.6649 (HK\$7.11).	<ul style="list-style-type: none"> • EUR 0.3804 (HK\$4.07 from 1 January 2007 to 30 June 2008; and • EUR 0.4108 (HK\$4.40) since 1 July 2008.
Value added tax (VAT)/goods and services tax (GST)	Nil.	Nil.	<ul style="list-style-type: none"> • GST: 5% from 1 January to 30 June 2007; and • GST: 7% since 1 July 2007. 	<ul style="list-style-type: none"> • GST: 5% from 1 January to 30 June 2007; and • GST: 7% since 1 July 2007. 	VAT: 17.5%.	VAT: 17.5%.	VAT: 19%.	VAT: 19%.

Note: The yearly average exchange rate of the Singapore dollar, Euro and Pound Sterling against the Hong Kong dollar in 2007 is HK\$5.18, HK\$10.70, and HK\$15.62 respectively.

Sources: Census and Statistics Department (2008); Singapore Budget 2002-2008 Websites; *Weekly fuel prices*, the UK Department for Business, Enterprise and Regulatory Reform; *Oil Bulletins*, European Commission – Directorate General for Energy and Transport.

5. Movements of retail prices

5.1 The movements of retail prices excluding government duty and tax⁴ for unleaded petrol and diesel within the first week of January 2007 and the second week of October 2008 are shown in Figures 3a and 3b respectively. In both Figures, the relevant weekly price data in Hong Kong, the Netherlands, the UK and Singapore are referenced against the Brent crude oil prices⁵ respectively. Appendix III shows the relevant price data in detail.

5.2 Table 2 presents the correlation coefficients showing the relationships between the weekly oil prices of individual markets and the Brent crude oil prices.

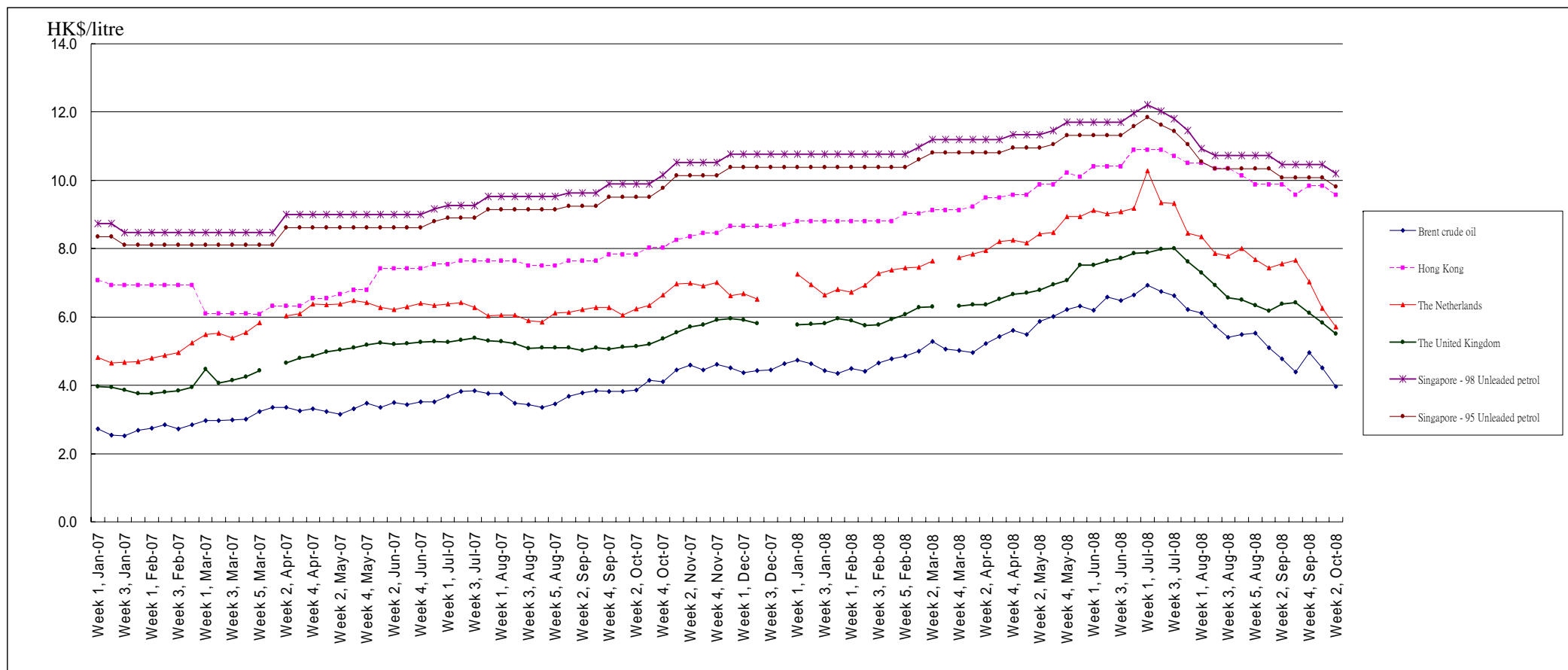
Table 2 – Correlation coefficients between the weekly oil prices of individual markets and the Brent crude oil prices

		Hong Kong	The Netherlands	The United Kingdom	Singapore
Brent crude oil	Unleaded Petrol	0.941	0.967	0.975	0.949 (98 unleaded petrol)
					0.949 (95 unleaded petrol)
	Diesel	0.941	0.988	0.977	0.929

⁴ The price data excluding government duty and tax for Hong Kong are provided by the Consumer Council which conducts regular monitoring exercises to gauge retail price movements of unleaded motor gasoline, auto-diesel and auto-LPG in Hong Kong. The weekly retail prices for unleaded petrol and diesel are the unweighted average of the retail prices of the respective oil products collected from filling stations of four major oil companies in Hong Kong by the Consumer Council on every Monday. The weekly price data excluding government duty and tax of unleaded petrol and diesel in the Netherlands and the UK are extracted from *International Petroleum (Oil) Prices and Crude Oil Import Costs*, Energy Information Administration of the United States Department of Energy. The weekly price data excluding government duty and tax of unleaded petrol and diesel in Singapore are tracked from or estimated based on the news articles concerning adjustments of pump prices released by major oil companies in Singapore published by *The Straits Times*.

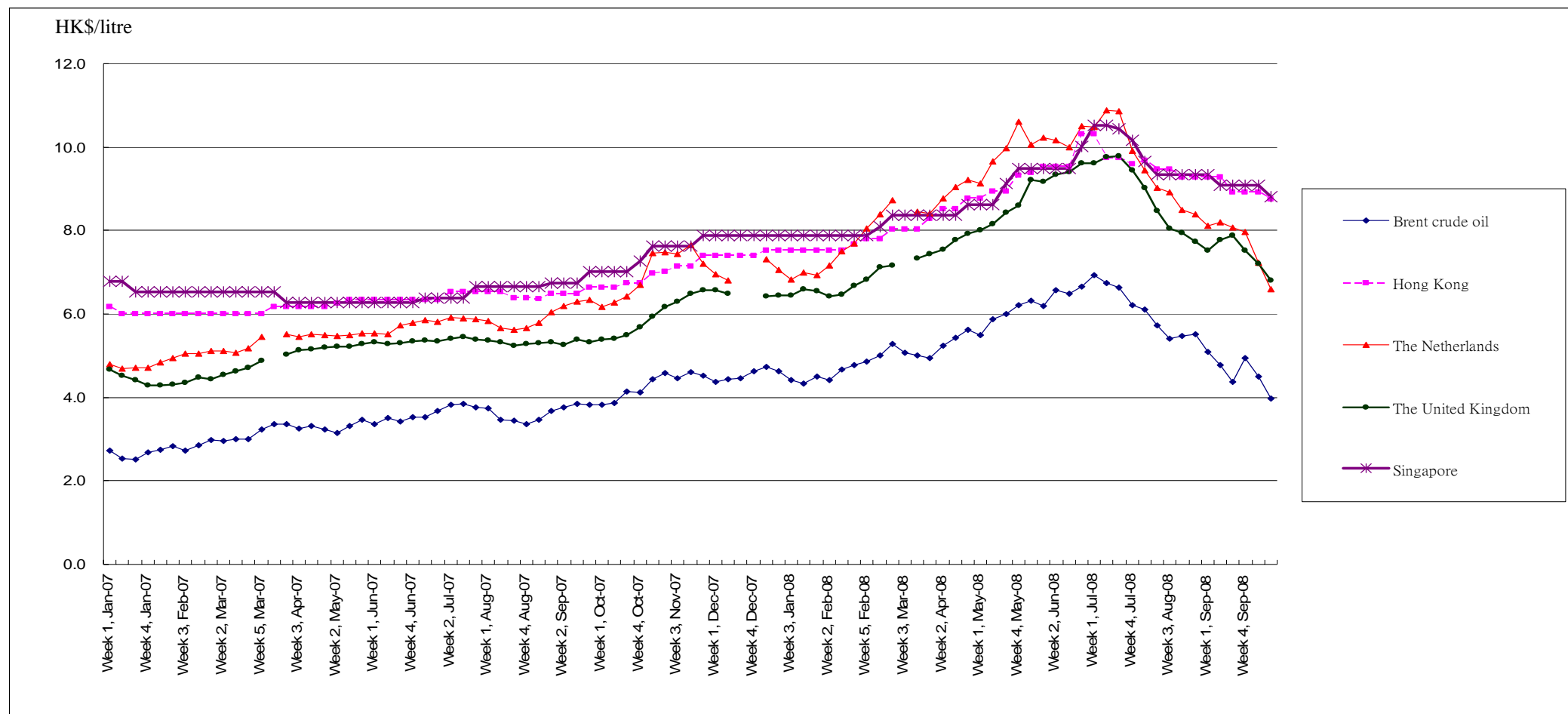
⁵ Since the local import price data from the Hong Kong Census and Statistics Department are only available on a monthly basis, the weekly Brent crude oil prices are used as the benchmark.

Figure 3a – Weekly retail unleaded petrol prices (excluding government duty and tax) in Hong Kong, the Netherlands, the United Kingdom and Singapore for the period between the first week of January 2007 and the second week of October 2008 (in Hong Kong dollar per litre)



Note: The price data for the first week of April 2007, the second and third week of December 2007, and the third week of March 2008 for both the Netherlands and the UK are not available.

Figure 3b – Weekly retail diesel prices (excluding government duty and tax) in Hong Kong, the Netherlands, the United Kingdom and Singapore for the period between the first week of January 2007 and the second week of October 2008 (in Hong Kong dollar per litre)

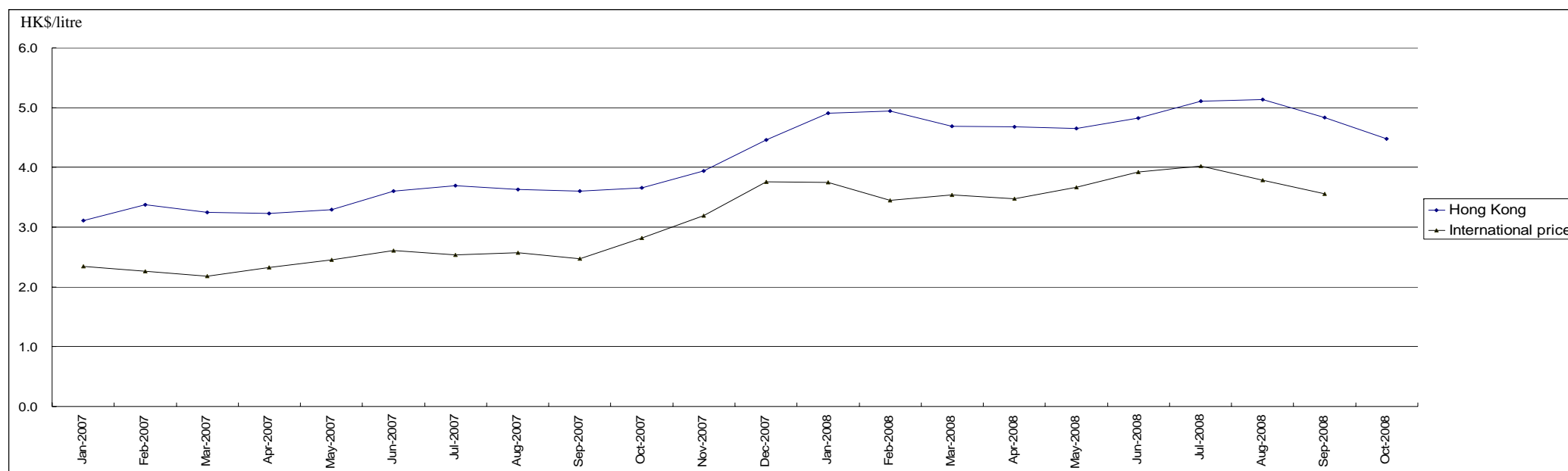


Note: The price data for the first week of April 2007, the second and third week of December 2007, and the third week of March 2008 for both the Netherlands and the UK are not available.

6. Auto-liquefied petroleum gas

6.1 Figure 4 shows the trend movements of the local and the international price of auto-LPG between the first week of January 2007 and the second week of October 2008. In terms of trend movements and magnitude, changes in the local auto-LPG prices are broadly in line with the international price trend during the period of time under study although variations are noted in certain periods such as February 2007 and January 2008 to March 2008. The correlation coefficient between the Hong Kong and the international auto-LPG price is 0.961. Please refer to Appendix IV for details of the price data.

Figure 4 – The Hong Kong and international price of auto-LPG for the period between the first week of January 2007 and the second week of October 2008 (in Hong Kong dollar per litre)



Appendix I

Movement of weekly Brent crude oil prices, weekly Singapore free-on-board (FOB) prices of major oil products, and average monthly import prices of major oil products in Hong Kong for the period between the first week of January 2007 and the second week of October 2008^{(1),(2)}

			Brent crude oil price ⁽³⁾			Singapore FOB price ⁽⁴⁾						Average monthly import price					
						Unleaded petrol			Diesel			Unleaded petrol			Ultra low sulphur diesel/Euro V diesel		
			Weekly price	Value change over last week	% change over last week	Weekly price	Value change over last week	% change over last week	Weekly price	Value change over last week	% change over last week	Monthly price	Value change over last month	% change over last month	Monthly price	Value change over last month	% change over last month
2007	January	Week 1	2.73	N.A.	N.A.	3.22	N.A.	N.A.	3.26	N.A.	N.A.	3.65	N.A.	N.A.	3.51	N.A.	N.A.
		Week 2	2.54	-0.19	-6.90%	3.04	-0.18	-5.66%	3.24	-0.02	-0.52%	N.A.	N.A.	N.A.	N.A.	N.A.	N.A.
		Week 3	2.52	-0.02	-0.75%	2.88	-0.15	-5.07%	3.16	-0.08	-2.40%	N.A.	N.A.	N.A.	N.A.	N.A.	N.A.
		Week 4	2.69	0.17	6.75%	3.02	0.14	4.87%	3.25	0.09	2.74%	N.A.	N.A.	N.A.	N.A.	N.A.	N.A.
	February	Week 1	2.74	0.05	1.91%	3.11	0.08	2.79%	3.41	0.16	4.83%	3.74	0.09	2.47%	3.61	0.10	2.85%
		Week 2	2.84	0.10	3.54%	3.26	0.16	5.00%	3.53	0.13	3.71%	N.A.	N.A.	N.A.	N.A.	N.A.	N.A.
		Week 3	2.73	-0.12	-4.08%	3.21	-0.05	-1.66%	3.41	-0.13	-3.56%	N.A.	N.A.	N.A.	N.A.	N.A.	N.A.
		Week 4	2.85	0.13	4.72%	3.45	0.24	7.33%	3.38	-0.02	-0.68%	N.A.	N.A.	N.A.	N.A.	N.A.	N.A.
	March	Week 1	2.97	0.12	4.23%	3.59	0.15	4.28%	3.52	0.14	4.10%	4.07	0.33	8.82%	3.75	0.14	3.88%
		Week 2	2.96	-0.01	-0.45%	3.75	0.15	4.27%	3.52	0.00	-0.05%	N.A.	N.A.	N.A.	N.A.	N.A.	N.A.
		Week 3	2.99	0.03	0.86%	3.75	0.00	0.03%	3.55	0.03	0.81%	N.A.	N.A.	N.A.	N.A.	N.A.	N.A.
		Week 4	3.00	0.01	0.36%	3.70	-0.05	-1.36%	3.60	0.05	1.35%	N.A.	N.A.	N.A.	N.A.	N.A.	N.A.
		Week 5	3.24	0.25	8.20%	3.90	0.21	5.60%	3.78	0.18	5.10%	N.A.	N.A.	N.A.	N.A.	N.A.	N.A.

Appendix I (cont'd)

Movement of weekly Brent crude oil prices, weekly Singapore free-on-board (FOB) prices of major oil products, and average monthly import prices of major oil products in Hong Kong for the period between the first week of January 2007 and the second week of October 2008^{(1),(2)}

			Brent crude oil price ⁽³⁾			Singapore FOB price ⁽⁴⁾						Average monthly import price					
						Unleaded petrol			Diesel			Unleaded petrol			Ultra low sulphur diesel/Euro V diesel		
			Weekly price	Value change over last week	% change over last week	Weekly price	Value change over last week	% change over last week	Weekly price	Value change over last week	% change over last week	Monthly price	Value change over last month	% change over last month	Monthly price	Value change over last month	% change over last month
2007	April	Week 1	3.36	0.12	3.71%	3.99	0.08	2.11%	3.83	0.05	1.41%	4.50	0.43	10.57%	4.05	0.30	8.00%
		Week 2	3.35	-0.02	-0.51%	4.06	0.08	1.95%	3.93	0.09	2.43%	N.A.	N.A.	N.A.	N.A.	N.A.	N.A.
		Week 3	3.25	-0.10	-2.92%	4.08	0.02	0.50%	3.92	-0.01	-0.14%	N.A.	N.A.	N.A.	N.A.	N.A.	N.A.
		Week 4	3.31	0.06	1.78%	4.21	0.12	2.98%	3.97	0.05	1.27%	N.A.	N.A.	N.A.	N.A.	N.A.	N.A.
	May	Week 1	3.24	-0.07	-2.00%	4.28	0.07	1.77%	3.96	-0.01	-0.26%	4.78	0.28	6.22%	4.19	0.14	3.46%
		Week 2	3.14	-0.10	-3.23%	4.28	0.00	-0.05%	3.93	-0.03	-0.77%	N.A.	N.A.	N.A.	N.A.	N.A.	N.A.
		Week 3	3.31	0.18	5.70%	4.43	0.15	3.62%	4.04	0.11	2.72%	N.A.	N.A.	N.A.	N.A.	N.A.	N.A.
		Week 4	3.47	0.15	4.59%	4.44	0.00	0.07%	4.08	0.05	1.12%	N.A.	N.A.	N.A.	N.A.	N.A.	N.A.
	June	Week 1	3.36	-0.11	-3.11%	4.23	-0.20	-4.53%	3.96	-0.12	-2.96%	4.79	0.01	0.21%	4.26	0.07	1.67%
		Week 2	3.50	0.14	4.06%	4.20	-0.04	-0.93%	4.00	0.04	1.03%	N.A.	N.A.	N.A.	N.A.	N.A.	N.A.
		Week 3	3.43	-0.07	-1.88%	4.11	-0.08	-1.99%	4.00	0.00	-0.12%	N.A.	N.A.	N.A.	N.A.	N.A.	N.A.
		Week 4	3.52	0.09	2.70%	4.12	0.01	0.33%	4.07	0.07	1.80%	N.A.	N.A.	N.A.	N.A.	N.A.	N.A.
		Week 5	3.52	0.00	-0.03%	4.19	0.07	1.69%	4.01	-0.06	-1.48%	N.A.	N.A.	N.A.	N.A.	N.A.	N.A.

Appendix I (cont'd)

Movement of weekly Brent crude oil prices, weekly Singapore free-on-board (FOB) prices of major oil products, and average monthly import prices of major oil products in Hong Kong for the period between the first week of January 2007 and the second week of October 2008^{(1),(2)}

			Brent crude oil price ⁽³⁾			Singapore FOB price ⁽⁴⁾						Average monthly import price					
						Unleaded petrol			Diesel			Unleaded petrol			Ultra low sulphur diesel/Euro V diesel		
			Weekly price	Value change over last week	% change over last week	Weekly price	Value change over last week	% change over last week	Weekly price	Value change over last week	% change over last week	Monthly price	Value change over last month	% change over last month	Monthly price	Value change over last month	% change over last month
2007	July	Week 1	3.67	0.15	4.22%	4.31	0.12	2.82%	4.09	0.08	2.10%	4.76	-0.03	-0.63%	4.36	0.10	2.35%
		Week 2	3.82	0.15	3.97%	4.30	-0.02	-0.38%	4.26	0.16	3.94%	N.A.	N.A.	N.A.	N.A.	N.A.	N.A.
		Week 3	3.84	0.02	0.62%	4.17	-0.13	-2.99%	4.30	0.04	0.95%	N.A.	N.A.	N.A.	N.A.	N.A.	N.A.
		Week 4	3.76	-0.08	-2.02%	4.05	-0.12	-2.93%	4.19	-0.10	-2.37%	N.A.	N.A.	N.A.	N.A.	N.A.	N.A.
	August	Week 1	3.75	-0.02	-0.42%	3.97	-0.07	-1.83%	4.22	0.02	0.57%	4.52	-0.24	-5.04%	4.32	-0.04	-0.92%
		Week 2	3.47	-0.28	-7.39%	3.78	-0.19	-4.87%	4.02	-0.20	-4.65%	N.A.	N.A.	N.A.	N.A.	N.A.	N.A.
		Week 3	3.44	-0.03	-0.86%	3.76	-0.02	-0.43%	4.03	0.00	0.11%	N.A.	N.A.	N.A.	N.A.	N.A.	N.A.
		Week 4	3.36	-0.08	-2.35%	3.67	-0.10	-2.54%	4.05	0.03	0.63%	N.A.	N.A.	N.A.	N.A.	N.A.	N.A.
		Week 5	3.46	0.10	3.08%	3.85	0.19	5.10%	4.09	0.04	0.91%	N.A.	N.A.	N.A.	N.A.	N.A.	N.A.
	September	Week 1	3.68	0.22	6.39%	3.93	0.08	2.01%	4.27	0.18	4.47%	4.54	0.02	0.44%	4.60	0.28	6.48%
		Week 2	3.77	0.09	2.44%	3.96	0.03	0.73%	4.49	0.22	5.20%	N.A.	N.A.	N.A.	N.A.	N.A.	N.A.
		Week 3	3.84	0.06	1.66%	4.15	0.19	4.76%	4.52	0.03	0.69%	N.A.	N.A.	N.A.	N.A.	N.A.	N.A.
Week 4		3.83	0.00	-0.03%	4.16	0.01	0.21%	4.53	0.01	0.11%	N.A.	N.A.	N.A.	N.A.	N.A.	N.A.	

Appendix I (cont'd)

Movement of weekly Brent crude oil prices, weekly Singapore free-on-board (FOB) prices of major oil products, and average monthly import prices of major oil products in Hong Kong for the period between the first week of January 2007 and the second week of October 2008^{(1),(2)}

			Brent crude oil price ⁽³⁾			Singapore FOB price ⁽⁴⁾						Average monthly import price					
						Unleaded petrol			Diesel			Unleaded petrol			Ultra low sulphur diesel/Euro V diesel		
			Weekly price	Value change over last week	% change over last week	Weekly price	Value change over last week	% change over last week	Weekly price	Value change over last week	% change over last week	Monthly price	Value change over last month	% change over last month	Monthly price	Value change over last month	% change over last month
2007	October	Week 1	3.83	-0.01	-0.22%	4.06	-0.10	-2.35%	4.46	-0.07	-1.56%	4.78	0.24	5.29%	4.84	0.24	5.22%
		Week 2	3.87	0.04	1.12%	4.22	0.16	3.98%	4.53	0.07	1.63%	N.A.	N.A.	N.A.	N.A.	N.A.	N.A.
		Week 3	4.14	0.27	6.90%	4.43	0.21	4.87%	4.72	0.19	4.13%	N.A.	N.A.	N.A.	N.A.	N.A.	N.A.
		Week 4	4.11	-0.03	-0.68%	4.51	0.08	1.79%	4.78	0.06	1.38%	N.A.	N.A.	N.A.	N.A.	N.A.	N.A.
	November	Week 1	4.44	0.33	8.00%	4.73	0.22	4.91%	5.03	0.25	5.19%	5.44	0.66	13.81%	5.25	0.41	8.47%
		Week 2	4.59	0.15	3.45%	4.91	0.18	3.89%	5.22	0.19	3.81%	N.A.	N.A.	N.A.	N.A.	N.A.	N.A.
		Week 3	4.45	-0.14	-2.99%	4.86	-0.05	-1.02%	5.13	-0.09	-1.72%	N.A.	N.A.	N.A.	N.A.	N.A.	N.A.
		Week 4	4.61	0.16	3.60%	5.00	0.14	2.87%	5.34	0.21	4.07%	N.A.	N.A.	N.A.	N.A.	N.A.	N.A.
		Week 5	4.52	-0.09	-1.97%	4.96	-0.04	-0.84%	5.31	-0.04	-0.67%	N.A.	N.A.	N.A.	N.A.	N.A.	N.A.

Appendix I (cont'd)

Movement of weekly Brent crude oil prices, weekly Singapore free-on-board (FOB) prices of major oil products, and average monthly import prices of major oil products in Hong Kong for the period between the first week of January 2007 and the second week of October 2008^{(1),(2)}

			Brent crude oil price ⁽³⁾			Singapore FOB price ⁽⁴⁾						Average monthly import price					
						Unleaded petrol			Diesel			Unleaded petrol			Ultra low sulphur diesel/Euro V diesel		
			Weekly price	Value change over last week	% change over last week	Weekly price	Value change over last week	% change over last week	Weekly price	Value change over last week	% change over last week	Monthly price	Value change over last month	% change over last month	Monthly price	Value change over last month	% change over last month
2007	December	Week 1	4.37	-0.15	-3.33%	4.72	-0.24	-4.78%	5.01	-0.30	-5.57%	5.50	0.06	1.10%	5.38	0.13	2.48%
		Week 2	4.43	0.06	1.29%	4.81	0.09	1.95%	5.13	0.11	2.28%	N.A.	N.A.	N.A.	N.A.	N.A.	N.A.
		Week 3	4.46	0.03	0.64%	4.92	0.11	2.24%	5.28	0.15	2.91%	N.A.	N.A.	N.A.	N.A.	N.A.	N.A.
		Week 4	4.63	0.18	3.93%	4.93	0.01	0.26%	5.39	0.11	2.13%	N.A.	N.A.	N.A.	N.A.	N.A.	N.A.
2008	January	Week 1	4.73	0.10	2.24%	5.16	0.23	4.67%	5.45	0.06	1.16%	5.60	0.10	1.82%	5.55	0.17	3.16%
		Week 2	4.63	-0.10	-2.18%	5.01	-0.16	-3.00%	5.34	-0.12	-2.12%	N.A.	N.A.	N.A.	N.A.	N.A.	N.A.
		Week 3	4.42	-0.21	-4.63%	4.80	-0.21	-4.25%	5.14	-0.19	-3.59%	N.A.	N.A.	N.A.	N.A.	N.A.	N.A.
		Week 4	4.34	-0.08	-1.74%	4.76	-0.03	-0.71%	4.97	-0.17	-3.37%	N.A.	N.A.	N.A.	N.A.	N.A.	N.A.
	February	Week 1	4.50	0.16	3.74%	4.96	0.20	4.10%	5.11	0.14	2.88%	5.63	0.03	0.54%	5.72	0.17	3.06%
		Week 2	4.41	-0.09	-2.06%	4.86	-0.10	-1.99%	5.08	-0.04	-0.75%	N.A.	N.A.	N.A.	N.A.	N.A.	N.A.
		Week 3	4.66	0.25	5.67%	5.01	0.15	3.08%	5.34	0.26	5.13%	N.A.	N.A.	N.A.	N.A.	N.A.	N.A.
		Week 4	4.77	0.11	2.26%	5.30	0.29	5.86%	5.63	0.30	5.56%	N.A.	N.A.	N.A.	N.A.	N.A.	N.A.
		Week 5	4.86	0.10	2.03%	5.41	0.11	2.08%	5.71	0.08	1.46%	N.A.	N.A.	N.A.	N.A.	N.A.	N.A.

Appendix I (cont'd)

Movement of weekly Brent crude oil prices, weekly Singapore free-on-board (FOB) prices of major oil products, and average monthly import prices of major oil products in Hong Kong for the period between the first week of January 2007 and the second week of October 2008^{(1),(2)}

			Brent crude oil price ⁽³⁾			Singapore FOB price ⁽⁴⁾						Average monthly import price					
						Unleaded petrol			Diesel			Unleaded petrol			Ultra low sulphur diesel/Euro V diesel		
			Weekly price	Value change over last week	% change over last week	Weekly price	Value change over last week	% change over last week	Weekly price	Value change over last week	% change over last week	Monthly price	Value change over last month	% change over last month	Monthly price	Value change over last month	% change over last month
2008	March	Week 1	5.00	0.14	2.83%	5.33	-0.08	-1.45%	5.91	0.20	3.44%	5.94	0.31	5.51%	6.14	0.42	7.34%
		Week 2	5.28	0.28	5.68%	5.50	0.16	3.08%	6.31	0.39	6.68%	N.A.	N.A.	N.A.	N.A.	N.A.	N.A.
		Week 3	5.06	-0.23	-4.31%	5.28	-0.21	-3.87%	6.34	0.04	0.61%	N.A.	N.A.	N.A.	N.A.	N.A.	N.A.
		Week 4	5.01	-0.05	-0.97%	5.38	0.10	1.84%	6.28	-0.07	-1.09%	N.A.	N.A.	N.A.	N.A.	N.A.	N.A.
	April	Week 1	4.95	-0.06	-1.15%	5.46	0.08	1.45%	6.29	0.01	0.18%	6.18	0.24	4.04%	6.98	0.84	13.68%
		Week 2	5.23	0.28	5.67%	5.78	0.32	5.88%	6.69	0.40	6.37%	N.A.	N.A.	N.A.	N.A.	N.A.	N.A.
		Week 3	5.42	0.19	3.58%	5.83	0.05	0.87%	6.90	0.22	3.26%	N.A.	N.A.	N.A.	N.A.	N.A.	N.A.
		Week 4	5.61	0.19	3.55%	5.97	0.14	2.34%	7.07	0.17	2.41%	N.A.	N.A.	N.A.	N.A.	N.A.	N.A.
	May	Week 1	5.49	-0.12	-2.06%	5.89	-0.08	-1.35%	6.96	-0.11	-1.59%	6.82	0.64	10.36%	7.80	0.82	11.75%
		Week 2	5.88	0.39	7.02%	6.15	0.26	4.40%	7.18	0.22	3.14%	N.A.	N.A.	N.A.	N.A.	N.A.	N.A.
		Week 3	6.01	0.13	2.29%	6.39	0.25	4.00%	7.80	0.62	8.69%	N.A.	N.A.	N.A.	N.A.	N.A.	N.A.
		Week 4	6.21	0.19	3.17%	6.69	0.29	4.58%	8.22	0.42	5.40%	N.A.	N.A.	N.A.	N.A.	N.A.	N.A.
		Week 5	6.32	0.11	1.81%	6.70	0.02	0.27%	8.10	-0.13	-1.53%	N.A.	N.A.	N.A.	N.A.	N.A.	N.A.

Appendix I (cont'd)

Movement of weekly Brent crude oil prices, weekly Singapore free-on-board (FOB) prices of major oil products, and average monthly import prices of major oil products in Hong Kong for the period between the first week of January 2007 and the second week of October 2008^{(1),(2)}

			Brent crude oil price ⁽³⁾			Singapore FOB price ⁽⁴⁾						Average monthly import price					
						Unleaded petrol			Diesel			Unleaded petrol			Ultra low sulphur diesel/Euro V diesel		
			Weekly price	Value change over last week	% change over last week	Weekly price	Value change over last week	% change over last week	Weekly price	Value change over last week	% change over last week	Monthly price	Value change over last month	% change over last month	Monthly price	Value change over last month	% change over last month
2008	June	Week 1	6.20	-0.12	-1.89%	6.68	-0.03	-0.38%	7.81	-0.29	-3.53%	7.50	0.68	9.97%	8.44	0.64	8.21%
		Week 2	6.58	0.38	6.17%	7.00	0.32	4.86%	8.31	0.50	6.42%	N.A.	N.A.	N.A.	N.A.	N.A.	N.A.
		Week 3	6.48	-0.10	-1.52%	6.88	-0.13	-1.81%	8.13	-0.18	-2.14%	N.A.	N.A.	N.A.	N.A.	N.A.	N.A.
		Week 4	6.65	0.17	2.62%	6.95	0.07	1.05%	8.26	0.13	1.58%	N.A.	N.A.	N.A.	N.A.	N.A.	N.A.
	July	Week 1	6.92	0.27	4.08%	7.17	0.22	3.16%	8.56	0.30	3.57%	7.57	0.07	0.93%	8.51	0.07	0.83%
		Week 2	6.74	-0.18	-2.58%	7.00	-0.17	-2.41%	8.53	-0.02	-0.28%	N.A.	N.A.	N.A.	N.A.	N.A.	N.A.
		Week 3	6.63	-0.12	-1.73%	6.76	-0.23	-3.33%	8.33	-0.20	-2.40%	N.A.	N.A.	N.A.	N.A.	N.A.	N.A.
		Week 4	6.22	-0.41	-6.18%	6.20	-0.56	-8.34%	7.73	-0.60	-7.20%	N.A.	N.A.	N.A.	N.A.	N.A.	N.A.
	August	Week 1	6.11	-0.11	-1.79%	6.02	-0.17	-2.81%	7.42	-0.31	-3.96%	6.67	-0.90	-11.89%	7.25	-1.26	-14.81%
		Week 2	5.72	-0.39	-6.32%	5.83	-0.20	-3.27%	6.76	-0.66	-8.94%	N.A.	N.A.	N.A.	N.A.	N.A.	N.A.
		Week 3	5.41	-0.31	-5.49%	5.59	-0.23	-4.02%	6.35	-0.41	-6.10%	N.A.	N.A.	N.A.	N.A.	N.A.	N.A.
		Week 4	5.48	0.07	1.36%	5.58	-0.01	-0.17%	6.40	0.05	0.84%	N.A.	N.A.	N.A.	N.A.	N.A.	N.A.
		Week 5	5.52	0.04	0.66%	5.65	0.07	1.23%	6.36	-0.04	-0.61%	N.A.	N.A.	N.A.	N.A.	N.A.	N.A.

Appendix I (cont'd)

Movement of weekly Brent crude oil prices, weekly Singapore free-on-board (FOB) prices of major oil products, and average monthly import prices of major oil products in Hong Kong for the period between the first week of January 2007 and the second week of October 2008^{(1),(2)}

			Brent crude oil price ⁽³⁾			Singapore FOB price ⁽⁴⁾						Average monthly import price					
						Unleaded petrol			Diesel			Unleaded petrol			Ultra low sulphur diesel/Euro V diesel		
			Weekly price	Value change over last week	% change over last week	Weekly price	Value change over last week	% change over last week	Weekly price	Value change over last week	% change over last week	Monthly price	Value change over last month	% change over last month	Monthly price	Value change over last month	% change over last month
2008	September	Week 1	5.09	-0.43	-7.75%	5.30	-0.35	-6.16%	5.93	-0.43	-6.71%	N.A.	N.A.	N.A.	N.A.	N.A.	N.A.
		Week 2	4.77	-0.31	-6.18%	5.31	0.01	0.20%	5.81	-0.13	-2.16%	N.A.	N.A.	N.A.	N.A.	N.A.	N.A.
		Week 3	4.38	-0.39	-8.15%	4.98	-0.33	-6.28%	5.59	-0.22	-3.76%	N.A.	N.A.	N.A.	N.A.	N.A.	N.A.
		Week 4	4.95	0.57	12.94%	5.40	0.42	8.48%	5.99	0.40	7.21%	N.A.	N.A.	N.A.	N.A.	N.A.	N.A.
	October	Week 1	4.51	-0.44	-8.93%	4.99	-0.42	-7.74%	5.38	-0.61	-10.21%	N.A.	N.A.	N.A.	N.A.	N.A.	N.A.
		Week 2	3.97	-0.54	-11.89%	4.50	-0.49	-9.79%	4.44	-0.94	-17.40%	N.A.	N.A.	N.A.	N.A.	N.A.	N.A.

Notes: (1) All prices are converted into "Hong Kong dollar per litre" where 1 oil barrel = 42 US gallons = 158.9873 litres.

(2) The yearly average exchange rate of the US dollar against the Hong Kong dollar in 2007: USD 1 = HK\$7.801.

(3) Brent crude oil is a type of oil that is sourced from the North Sea which serves as a reference or "marker" for pricing a number of other crude streams.

(4) FOB price: Free on board price – the price actually charged at the producing country's port of loading.

Sources: (1) The weekly Brent crude oil prices (US dollars per Barrel) and Singapore FOB prices (US cents per gallon) are sourced from the Energy Information Administration of the United States Department of Energy (Available from: <http://www.eia.doe.gov/emeu/international/oilprice.html>). These figures represent the average daily prices of a given oil product over any given week ending Friday.

(2) The monthly unit values of imports of major oil products in Hong Kong are provided by the Hong Kong Census and Statistics Department.

Appendix II

Movement of weekly retail prices of major oil products in Hong Kong versus prices for Brent crude oil, Singapore FOB prices and average local monthly import prices for the period between the first week of January 2007 and the second week of October 2008 (in Hong Kong dollar per litre)

			Brent crude oil price			Singapore FOB price						Average local monthly import price						Hong Kong retail price					
						Unleaded petrol			Diesel			Unleaded petrol			Ultra low sulphur diesel/ Euro V diesel			Unleaded petrol			Diesel		
			Weekly price	Value change over last week	% change over last week	Weekly price	Value change over last week	% change over last week	Weekly price	Value change over last week	% change over last week	Monthly price	Value change over last month	% change over last month	Monthly price	Value change over last month	% change over last month	Weekly price	Value change over last week	% change over last week	Weekly price	Value change over last week	% change over last week
2007	January	Week 1	2.73	N.A.	N.A.	3.22	N.A.	N.A.	3.26	N.A.	N.A.	3.65	N.A.	N.A.	3.51	N.A.	N.A.	7.07	N.A.	N.A.	6.17	N.A.	N.A.
		Week 2	2.54	-0.19	-6.90%	3.04	-0.18	-5.66%	3.24	-0.02	-0.52%	N.A.	N.A.	N.A.	N.A.	N.A.	N.A.	6.92	-0.15	-2.12%	6.00	-0.17	-2.76%
		Week 3	2.52	-0.02	-0.75%	2.88	-0.15	-5.07%	3.16	-0.08	-2.40%	N.A.	N.A.	N.A.	N.A.	N.A.	N.A.	6.92	0.00	0.00%	6.00	0.00	0.00%
		Week 4	2.69	0.17	6.75%	3.02	0.14	4.87%	3.25	0.09	2.74%	N.A.	N.A.	N.A.	N.A.	N.A.	N.A.	6.92	0.00	0.00%	6.00	0.00	0.00%
	February	Week 1	2.74	0.05	1.91%	3.11	0.08	2.79%	3.41	0.16	4.83%	3.74	0.09	2.47%	3.61	0.10	2.85%	6.92	0.00	0.00%	6.00	0.00	0.00%
		Week 2	2.84	0.10	3.54%	3.26	0.16	5.00%	3.53	0.13	3.71%	N.A.	N.A.	N.A.	N.A.	N.A.	N.A.	6.92	0.00	0.00%	6.00	0.00	0.00%
		Week 3	2.73	-0.12	-4.08%	3.21	-0.05	-1.66%	3.41	-0.13	-3.56%	N.A.	N.A.	N.A.	N.A.	N.A.	N.A.	6.92	0.00	0.00%	6.00	0.00	0.00%
		Week 4	2.85	0.13	4.72%	3.45	0.24	7.33%	3.38	-0.02	-0.68%	N.A.	N.A.	N.A.	N.A.	N.A.	N.A.	6.92	0.00	0.00%	6.00	0.00	0.00%
	March	Week 1	2.97	0.12	4.23%	3.59	0.15	4.28%	3.52	0.14	4.10%	4.10%	0.33	8.82%	3.75	0.14	3.88%	6.10	-0.82	-11.85%	6.00	0.00	0.00%
		Week 2	2.96	-0.01	-0.45%	3.75	0.15	4.27%	3.52	0.00	-0.05%	N.A.	N.A.	N.A.	N.A.	N.A.	N.A.	6.10	0.00	0.00%	6.00	0.00	0.00%
		Week 3	2.99	0.03	0.86%	3.75	0.00	0.03%	3.55	0.03	0.81%	N.A.	N.A.	N.A.	N.A.	N.A.	N.A.	6.10	0.00	0.00%	6.00	0.00	0.00%
		Week 4	3.00	0.01	0.36%	3.70	-0.05	-1.36%	3.60	0.05	1.35%	N.A.	N.A.	N.A.	N.A.	N.A.	N.A.	6.10	0.00	0.00%	6.00	0.00	0.00%
		Week 5	3.24	0.25	8.20%	3.90	0.21	5.60%	3.78	0.18	5.10%	N.A.	N.A.	N.A.	N.A.	N.A.	N.A.	6.07	-0.03	-0.49%	6.00	0.00	0.00%

Appendix II (cont'd)

Movement of weekly retail prices of major oil products in Hong Kong versus prices for Brent crude oil, Singapore FOB prices and average local monthly import prices for the period between the first week of January 2007 and the second week of October 2008 (in Hong Kong dollar per litre)

			Brent crude oil price			Singapore FOB price						Average local monthly import price						Hong Kong retail price					
						Unleaded petrol			Diesel			Unleaded petrol			Ultra low sulphur diesel/ Euro V diesel			Unleaded petrol			Diesel		
			Weekly price	Value change over last week	% change over last week	Weekly price	Value change over last week	% change over last week	Weekly price	Value change over last week	% change over last week	Monthly price	Value change over last month	% change over last month	Monthly price	Value change over last month	% change over last month	Weekly price	Value change over last week	% change over last week	Weekly price	Value change over last week	% change over last week
2007	April	Week 1	3.36	0.12	3.71%	3.99	0.08	2.11%	3.83	0.05	1.41%	4.50	0.43	10.57%	4.05	0.30	8.00%	6.32	0.25	4.12%	6.17	0.17	2.83%
		Week 2	3.35	-0.02	-0.51%	4.06	0.08	1.95%	3.93	0.09	2.43%	N.A.	N.A.	N.A.	N.A.	N.A.	N.A.	6.32	0.00	0.00%	6.17	0.00	0.00%
		Week 3	3.25	-0.10	-2.92%	4.08	0.02	0.50%	3.92	-0.01	-0.14%	N.A.	N.A.	N.A.	N.A.	N.A.	N.A.	6.32	0.00	0.00%	6.17	0.00	0.00%
		Week 4	3.31	0.06	1.78%	4.21	0.12	2.98%	3.97	0.05	1.27%	N.A.	N.A.	N.A.	N.A.	N.A.	N.A.	6.54	0.22	3.48%	6.17	0.00	0.00%
	May	Week 1	3.24	-0.07	-2.00%	4.28	0.07	1.77%	3.96	-0.01	-0.26%	4.78	0.28	6.22%	4.19	0.14	3.46%	6.54	0.00	0.00%	6.17	0.00	0.00%
		Week 2	3.14	-0.10	-3.23%	4.28	0.00	-0.05%	3.93	-0.03	-0.77%	N.A.	N.A.	N.A.	N.A.	N.A.	N.A.	6.66	0.12	1.83%	6.25	0.08	1.30%
		Week 3	3.31	0.18	5.70%	4.43	0.15	3.62%	4.04	0.11	2.72%	N.A.	N.A.	N.A.	N.A.	N.A.	N.A.	6.79	0.13	1.95%	6.33	0.08	1.28%
		Week 4	3.47	0.15	4.59%	4.44	0.00	0.07%	4.08	0.05	1.12%	N.A.	N.A.	N.A.	N.A.	N.A.	N.A.	6.79	0.00	0.00%	6.33	0.00	0.00%
	June	Week 1	3.36	-0.11	-3.11%	4.23	-0.20	-4.53%	3.96	-0.12	-2.96%	4.79	0.01	0.21%	4.26	0.07	1.67%	7.42	0.63	9.28%	6.33	0.00	0.00%
		Week 2	3.50	0.14	4.06%	4.20	-0.04	-0.93%	4.00	0.04	1.03%	N.A.	N.A.	N.A.	N.A.	N.A.	N.A.	7.42	0.00	0.00%	6.33	0.00	0.00%
		Week 3	3.43	-0.07	-1.88%	4.11	-0.08	-1.99%	4.00	0.00	-0.12%	N.A.	N.A.	N.A.	N.A.	N.A.	N.A.	7.42	0.00	0.00%	6.33	0.00	0.00%
		Week 4	3.52	0.09	2.70%	4.12	0.01	0.33%	4.07	0.07	1.80%	N.A.	N.A.	N.A.	N.A.	N.A.	N.A.	7.42	0.00	0.00%	6.33	0.00	0.00%
		Week 5	3.52	0.00	-0.03%	4.19	0.07	1.69%	4.01	-0.06	-1.48%	N.A.	N.A.	N.A.	N.A.	N.A.	N.A.	7.54	0.12	1.62%	6.33	0.00	0.00%

Appendix II (cont'd)

Movement of weekly retail prices of major oil products in Hong Kong versus prices for Brent crude oil, Singapore FOB prices and average local monthly import prices for the period between the first week of January 2007 and the second week of October 2008 (in Hong Kong dollar per litre)

		Brent crude oil price			Singapore FOB price						Average local monthly import price						Hong Kong retail price						
					Unleaded petrol			Diesel			Unleaded petrol			Ultra low sulphur diesel/ Euro V diesel			Unleaded petrol			Diesel			
		Weekly price	Value change over last week	% change over last week	Weekly price	Value change over last week	% change over last week	Weekly price	Value change over last week	% change over last week	Monthly price	Value change over last month	% change over last month	Monthly price	Value change over last month	% change over last month	Weekly price	Value change over last week	% change over last week	Weekly price	Value change over last week	% change over last week	
2007	July	Week 1	3.67	0.15	4.22%	4.31	0.12	2.82%	4.09	0.08	2.10%	4.76	-0.03	-0.63%	4.36	0.10	2.35%	7.54	0.00	0.00%	6.33	0.00	0.00%
		Week 2	3.82	0.15	3.97%	4.30	-0.02	-0.38%	4.26	0.16	3.94%	N.A.	N.A.	N.A.	N.A.	N.A.	N.A.	7.64	0.10	1.33%	6.52	0.19	3.00%
		Week 3	3.84	0.02	0.62%	4.17	-0.13	-2.99%	4.30	0.04	0.95%	N.A.	N.A.	N.A.	N.A.	N.A.	N.A.	7.64	0.00	0.00%	6.52	0.00	0.00%
		Week 4	3.76	-0.08	-2.02%	4.05	-0.12	-2.93%	4.19	-0.10	-2.37%	N.A.	N.A.	N.A.	N.A.	N.A.	N.A.	7.64	0.00	0.00%	6.52	0.00	0.00%
	August	Week 1	3.75	-0.02	-0.42%	3.97	-0.07	-1.83%	4.22	0.02	0.57%	4.52	-0.24	-5.04%	4.32	-0.04	-0.92%	7.64	0.00	0.00%	6.52	0.00	0.00%
		Week 2	3.47	-0.28	-7.39%	3.78	-0.19	-4.87%	4.02	-0.20	-4.65%	N.A.	N.A.	N.A.	N.A.	N.A.	N.A.	7.64	0.00	0.00%	6.52	0.00	0.00%
		Week 3	3.44	-0.03	-0.86%	3.76	-0.02	-0.43%	4.03	0.00	0.11%	N.A.	N.A.	N.A.	N.A.	N.A.	N.A.	7.49	-0.15	-1.96%	6.39	-0.13	-1.99%
		Week 4	3.36	-0.08	-2.35%	3.67	-0.10	-2.54%	4.05	0.03	0.63%	N.A.	N.A.	N.A.	N.A.	N.A.	N.A.	7.49	0.00	0.00%	6.39	0.00	0.00%
		Week 5	3.46	0.10	3.08%	3.85	0.19	5.10%	4.09	0.04	0.91%	N.A.	N.A.	N.A.	N.A.	N.A.	N.A.	7.49	0.00	0.00%	6.35	-0.04	-0.63%
	September	Week 1	3.68	0.22	6.39%	3.93	0.08	2.01%	4.27	0.18	4.47%	4.54	0.02	0.44%	4.60	0.28	6.48%	7.63	0.14	1.87%	6.48	0.13	2.05%
		Week 2	3.77	0.09	2.44%	3.96	0.03	0.73%	4.49	0.22	5.20%	N.A.	N.A.	N.A.	N.A.	N.A.	N.A.	7.63	0.00	0.00%	6.48	0.00	0.00%
		Week 3	3.84	0.06	1.66%	4.15	0.19	4.76%	4.52	0.03	0.69%	N.A.	N.A.	N.A.	N.A.	N.A.	N.A.	7.63	0.00	0.00%	6.48	0.00	0.00%
		Week 4	3.83	0.00	-0.03%	4.16	0.01	0.21%	4.53	0.01	0.11%	N.A.	N.A.	N.A.	N.A.	N.A.	N.A.	7.83	0.20	2.62%	6.63	0.15	2.31%

Appendix II (cont'd)

Movement of weekly retail prices of major oil products in Hong Kong versus prices for Brent crude oil, Singapore FOB prices and average local monthly import prices for the period between the first week of January 2007 and the second week of October 2008 (in Hong Kong dollar per litre)

			Brent crude oil price			Singapore FOB price						Average local monthly import price						Hong Kong retail price					
						Unleaded petrol			Diesel			Unleaded petrol			Ultra low sulphur diesel/ Euro V diesel			Unleaded petrol			Diesel		
			Weekly price	Value change over last week	% change over last week	Weekly price	Value change over last week	% change over last week	Weekly price	Value change over last week	% change over last week	Monthly price	Value change over last month	% change over last month	Monthly price	Value change over last month	% change over last month	Weekly price	Value change over last week	% change over last week	Weekly price	Value change over last week	% change over last week
2007	October	Week 1	3.83	-0.01	-0.22%	4.06	-0.10	-2.35%	4.46	-0.07	-1.56%	4.78	0.24	5.29%	4.84	0.24	5.22%	7.83	0.00	0.00%	6.63	0.00	0.00%
		Week 2	3.87	0.04	1.12%	4.22	0.16	3.98%	4.53	0.07	1.63%	N.A.	N.A.	N.A.	N.A.	N.A.	N.A.	7.83	0.00	0.00%	6.63	0.00	0.00%
		Week 3	4.14	0.27	6.90%	4.43	0.21	4.87%	4.72	0.19	4.13%	N.A.	N.A.	N.A.	N.A.	N.A.	N.A.	8.03	0.20	2.55%	6.75	0.12	1.81%
		Week 4	4.11	-0.03	-0.68%	4.51	0.08	1.79%	4.78	0.06	1.38%	N.A.	N.A.	N.A.	N.A.	N.A.	N.A.	8.03	0.00	0.00%	6.75	0.00	0.00%
	November	Week 1	4.44	0.33	8.00%	4.73	0.22	4.91%	5.03	0.25	5.19%	5.44	0.66	13.81%	5.25	0.41	8.47%	8.25	0.22	2.74%	6.98	0.23	3.41%
		Week 2	4.59	0.15	3.45%	4.91	0.18	3.89%	5.22	0.19	3.81%	N.A.	N.A.	N.A.	N.A.	N.A.	N.A.	8.35	0.10	1.21%	7.02	0.04	0.57%
		Week 3	4.45	-0.14	-2.99%	4.86	-0.05	-1.02%	5.13	-0.09	-1.72%	N.A.	N.A.	N.A.	N.A.	N.A.	N.A.	8.45	0.10	1.20%	7.15	0.13	1.85%
		Week 4	4.61	0.16	3.60%	5.00	0.14	2.87%	5.34	0.21	4.07%	N.A.	N.A.	N.A.	N.A.	N.A.	N.A.	8.45	0.00	0.00%	7.15	0.00	0.00%
		Week 5	4.52	-0.09	-1.97%	4.96	-0.04	-0.84%	5.31	-0.04	-0.67%	N.A.	N.A.	N.A.	N.A.	N.A.	N.A.	8.65	0.20	2.37%	7.40	0.25	3.50%
	December	Week 1	4.37	-0.15	-3.33%	4.72	-0.24	-4.78%	5.01	-0.30	-5.57%	5.50	0.06	1.10%	5.38	0.13	2.48%	8.65	0.00	0.00%	7.40	0.00	0.00%
		Week 2	4.43	0.06	1.29%	4.81	0.09	1.95%	5.13	0.11	2.28%	N.A.	N.A.	N.A.	N.A.	N.A.	N.A.	8.65	0.00	0.00%	7.40	0.00	0.00%
		Week 3	4.46	0.03	0.64%	4.92	0.11	2.24%	5.28	0.15	2.91%	N.A.	N.A.	N.A.	N.A.	N.A.	N.A.	8.65	0.00	0.00%	7.40	0.00	0.00%
		Week 4	4.63	0.18	3.93%	4.93	0.01	0.26%	5.39	0.11	2.13%	N.A.	N.A.	N.A.	N.A.	N.A.	N.A.	8.69	0.04	0.46%	7.40	0.00	0.00%

Appendix II (cont'd)

Movement of weekly retail prices of major oil products in Hong Kong versus prices for Brent crude oil, Singapore FOB prices and average local monthly import prices for the period between the first week of January 2007 and the second week of October 2008 (in Hong Kong dollar per litre)

			Brent crude oil price			Singapore FOB price						Average local monthly import price						Hong Kong retail price					
						Unleaded petrol			Diesel			Unleaded petrol			Ultra low sulphur diesel/ Euro V diesel			Unleaded petrol			Diesel		
			Weekly price	Value change over last week	% change over last week	Weekly price	Value change over last week	% change over last week	Weekly price	Value change over last week	% change over last week	Monthly price	Value change over last month	% change over last month	Monthly price	Value change over last month	% change over last month	Weekly price	Value change over last week	% change over last week	Weekly price	Value change over last week	% change over last week
2008	January	Week 1	4.73	0.10	2.24%	5.16	0.23	4.67%	5.45	0.06	1.16%	5.60	0.10	1.82%	5.55	0.17	3.16%	8.80	0.11	1.27%	7.53	0.13	1.76%
		Week 2	4.63	-0.10	-2.18%	5.01	-0.16	-3.00%	5.34	-0.12	-2.12%	N.A.	N.A.	N.A.	N.A.	N.A.	N.A.	8.80	0.00	0.00%	7.53	0.00	0.00%
		Week 3	4.42	-0.21	-4.63%	4.80	-0.21	-4.25%	5.14	-0.19	-3.59%	N.A.	N.A.	N.A.	N.A.	N.A.	N.A.	8.80	0.00	0.00%	7.53	0.00	0.00%
		Week 4	4.34	-0.08	-1.74%	4.76	-0.03	-0.71%	4.97	-0.17	-3.37%	N.A.	N.A.	N.A.	N.A.	N.A.	N.A.	8.80	0.00	0.00%	7.53	0.00	0.00%
	February	Week 1	4.50	0.16	3.74%	4.96	0.20	4.10%	5.11	0.14	2.88%	5.63	0.03	0.54%	5.72	0.17	3.06%	8.80	0.00	0.00%	7.53	0.00	0.00%
		Week 2	4.41	-0.09	-2.06%	4.86	-0.10	-1.99%	5.08	-0.04	-0.75%	N.A.	N.A.	N.A.	N.A.	N.A.	N.A.	8.80	0.00	0.00%	7.53	0.00	0.00%
		Week 3	4.66	0.25	5.67%	5.01	0.15	3.08%	5.34	0.26	5.13%	N.A.	N.A.	N.A.	N.A.	N.A.	N.A.	8.80	0.00	0.00%	7.53	0.00	0.00%
		Week 4	4.77	0.11	2.26%	5.30	0.29	5.86%	5.63	0.30	5.56%	N.A.	N.A.	N.A.	N.A.	N.A.	N.A.	8.80	0.00	0.00%	7.66	0.13	1.73%
		Week 5	4.86	0.10	2.03%	5.41	0.11	2.08%	5.71	0.08	1.46%	N.A.	N.A.	N.A.	N.A.	N.A.	N.A.	9.03	0.23	2.61%	7.79	0.13	1.70%
	March	Week 1	5.00	0.14	2.83%	5.33	-0.08	-1.45%	5.91	0.20	3.44%	5.94	0.31	5.51%	6.14	0.42	7.34%	9.03	0.00	0.00%	7.79	0.00	0.00%
		Week 2	5.28	0.28	5.68%	5.50	0.16	3.08%	6.31	0.39	6.68%	N.A.	N.A.	N.A.	N.A.	N.A.	N.A.	9.13	0.10	1.11%	8.02	0.23	2.95%
		Week 3	5.06	-0.23	-4.31%	5.28	-0.21	-3.87%	6.34	0.04	0.61%	N.A.	N.A.	N.A.	N.A.	N.A.	N.A.	9.13	0.00	0.00%	8.02	0.00	0.00%
		Week 4	5.01	-0.05	-0.97%	5.38	0.10	1.84%	6.28	-0.07	-1.09%	N.A.	N.A.	N.A.	N.A.	N.A.	N.A.	9.13	0.00	0.00%	8.02	0.00	0.00%

Appendix II (cont'd)

Movement of weekly retail prices of major oil products in Hong Kong versus prices for Brent crude oil, Singapore FOB prices and average local monthly import prices for the period between the first week of January 2007 and the second week of October 2008 (in Hong Kong dollar per litre)

			Brent crude oil price			Singapore FOB price						Average local monthly import price						Hong Kong retail price					
						Unleaded petrol			Diesel			Unleaded petrol			Ultra low sulphur diesel/ Euro V diesel			Unleaded petrol			Diesel		
			Weekly price	Value change over last week	% change over last week	Weekly price	Value change over last week	% change over last week	Weekly price	Value change over last week	% change over last week	Monthly price	Value change over last month	% change over last month	Monthly price	Value change over last month	% change over last month	Weekly price	Value change over last week	% change over last week	Weekly price	Value change over last week	% change over last week
2008	April	Week 1	4.95	-0.06	-1.15%	5.46	0.08	1.45%	6.29	0.01	0.18%	6.18	0.24	4.04%	6.98	0.84	13.68%	9.23	0.10	1.10%	8.29	0.27	3.37%
		Week 2	5.23	0.28	5.67%	5.78	0.32	5.88%	6.69	0.40	6.37%	N.A.	N.A.	N.A.	N.A.	N.A.	N.A.	9.48	0.25	2.71%	8.51	0.22	2.65%
		Week 3	5.42	0.19	3.58%	5.83	0.05	0.87%	6.90	0.22	3.26%	N.A.	N.A.	N.A.	N.A.	N.A.	N.A.	9.48	0.00	0.00%	8.51	0.00	0.00%
		Week 4	5.61	0.19	3.55%	5.97	0.14	2.34%	7.07	0.17	2.41%	N.A.	N.A.	N.A.	N.A.	N.A.	N.A.	9.58	0.10	1.05%	8.76	0.25	2.94%
	May	Week 1	5.49	-0.12	-2.06%	5.89	-0.08	-1.35%	6.96	-0.11	-1.59%	6.82	0.64	10.36%	7.80	0.82	11.75%	9.58	0.00	0.00%	8.76	0.00	0.00%
		Week 2	5.88	0.39	7.02%	6.15	0.26	4.40%	7.18	0.22	3.14%	N.A.	N.A.	N.A.	N.A.	N.A.	N.A.	9.87	0.29	3.03%	8.93	0.17	1.94%
		Week 3	6.01	0.13	2.29%	6.39	0.25	4.00%	7.80	0.62	8.69%	N.A.	N.A.	N.A.	N.A.	N.A.	N.A.	9.87	0.00	0.00%	8.93	0.00	0.00%
		Week 4	6.21	0.19	3.17%	6.69	0.29	4.58%	8.22	0.42	5.40%	N.A.	N.A.	N.A.	N.A.	N.A.	N.A.	10.22	0.35	3.55%	9.31	0.38	4.26%
		Week 5	6.32	0.11	1.81%	6.70	0.02	0.27%	8.10	-0.13	-1.53%	N.A.	N.A.	N.A.	N.A.	N.A.	N.A.	10.10	-0.12	-1.17%	9.39	0.08	0.86%
	June	Week 1	6.20	-0.12	-1.89%	6.68	-0.03	-0.38%	7.81	-0.29	-3.53%	7.50	0.68	9.97%	8.44	0.64	8.21%	10.40	0.30	2.97%	9.53	0.14	1.49%
		Week 2	6.58	0.38	6.17%	7.00	0.32	4.86%	8.31	0.50	6.42%	N.A.	N.A.	N.A.	N.A.	N.A.	N.A.	10.40	0.00	0.00%	9.53	0.00	0.00%
		Week 3	6.48	-0.10	-1.52%	6.88	-0.13	-1.81%	8.13	-0.18	-2.14%	N.A.	N.A.	N.A.	N.A.	N.A.	N.A.	10.40	0.00	0.00%	9.53	0.00	0.00%
		Week 4	6.65	0.17	2.62%	6.95	0.07	1.05%	8.26	0.13	1.58%	N.A.	N.A.	N.A.	N.A.	N.A.	N.A.	10.90	0.50	4.81%	10.31	0.78	8.18%

Appendix II (cont'd)

Movement of weekly retail prices of major oil products in Hong Kong versus prices for Brent crude oil, Singapore FOB prices and average local monthly import prices for the period between the first week of January 2007 and the second week of October 2008 (in Hong Kong dollar per litre)

		Brent crude oil price			Singapore FOB price						Average local monthly import price						Hong Kong retail price						
					Unleaded petrol			Diesel			Unleaded petrol			Ultra low sulphur diesel/ Euro V diesel			Unleaded petrol			Diesel			
		Weekly price	Value change over last week	% change over last week	Weekly price	Value change over last week	% change over last week	Weekly price	Value change over last week	% change over last week	Monthly price	Value change over last month	% change over last month	Monthly price	Value change over last month	% change over last month	Weekly price	Value change over last week	% change over last week	Weekly price	Value change over last week	% change over last week	
2008	July	Week 1	6.92	0.27	4.08%	7.17	0.22	3.16%	8.56	0.30	3.57%	7.57	0.07	0.93%	8.51	0.07	0.83%	10.90	0.00	0.00%	10.31	0.00	0.00%
		Week 2	6.74	-0.18	-2.58%	7.00	-0.17	-2.41%	8.53	-0.02	-0.28%	N.A.	N.A.	N.A.	N.A.	N.A.	N.A.	10.90	0.00	0.00%	9.75	-0.56	-5.43%
		Week 3	6.63	-0.12	-1.73%	6.76	-0.23	-3.33%	8.33	-0.20	-2.40%	N.A.	N.A.	N.A.	N.A.	N.A.	N.A.	10.70	-0.20	-1.83%	9.75	0.00	0.00%
		Week 4	6.22	-0.41	-6.18%	6.20	-0.56	-8.34%	7.73	-0.60	-7.20%	N.A.	N.A.	N.A.	N.A.	N.A.	N.A.	10.50	-0.20	-1.87%	9.60	-0.15	-1.54%
	August	Week 1	6.11	-0.11	-1.79%	6.02	-0.17	-2.81%	7.42	-0.31	-3.96%	6.67	-0.90	-11.89%	7.25	-1.26	-14.81%	10.50	0.00	0.00%	9.68	0.08	0.83%
		Week 2	5.72	-0.39	-6.32%	5.83	-0.20	-3.27%	6.76	-0.66	-8.94%	N.A.	N.A.	N.A.	N.A.	N.A.	N.A.	10.35	-0.15	-1.43%	9.47	-0.21	-2.17%
		Week 3	5.41	-0.31	-5.49%	5.59	-0.23	-4.02%	6.35	-0.41	-6.10%	N.A.	N.A.	N.A.	N.A.	N.A.	N.A.	10.35	0.00	0.00%	9.47	0.00	0.00%
		Week 4	5.48	0.07	1.36%	5.58	-0.01	-0.17%	6.40	0.05	0.84%	N.A.	N.A.	N.A.	N.A.	N.A.	N.A.	10.13	-0.22	-2.13%	9.27	-0.20	-2.11%
		Week 5	5.52	0.04	0.66%	5.65	0.07	1.23%	6.36	-0.04	-0.61%	N.A.	N.A.	N.A.	N.A.	N.A.	N.A.	9.88	-0.25	-2.47%	9.27	0.00	0.00%
	September	Week 1	5.09	-0.43	-7.75%	5.30	-0.35	-6.16%	5.93	-0.43	-6.71%	N.A.	N.A.	N.A.	N.A.	N.A.	N.A.	9.88	0.00	0.00%	9.27	0.00	0.00%
		Week 2	4.77	-0.31	-6.18%	5.31	0.01	0.20%	5.81	-0.13	-2.16%	N.A.	N.A.	N.A.	N.A.	N.A.	N.A.	9.88	0.00	0.00%	9.27	0.00	0.00%
		Week 3	4.38	-0.39	-8.15%	4.98	-0.33	-6.28%	5.59	-0.22	-3.76%	N.A.	N.A.	N.A.	N.A.	N.A.	N.A.	9.58	-0.30	-3.04%	8.92	-0.35	-3.78%
		Week 4	4.95	0.57	12.94%	5.40	0.42	8.48%	5.99	0.40	7.21%	N.A.	N.A.	N.A.	N.A.	N.A.	N.A.	9.83	0.25	2.61%	8.92	0.00	0.00%

Appendix II (cont'd)

Movement of weekly retail prices of major oil products in Hong Kong versus prices for Brent crude oil, Singapore FOB prices and average local monthly import prices for the period between the first week of January 2007 and the second week of October 2008 (in Hong Kong dollar per litre)

			Brent crude oil price			Singapore FOB price						Average local monthly import price						Hong Kong retail price					
						Unleaded petrol			Diesel			Unleaded petrol			Ultra low sulphur diesel/ Euro V diesel			Unleaded petrol			Diesel		
			Weekly price	Value change over last week	% change over last week	Weekly price	Value change over last week	% change over last week	Weekly price	Value change over last week	% change over last week	Monthly price	Value change over last month	% change over last month	Monthly price	Value change over last month	% change over last month	Weekly price	Value change over last week	% change over last week	Weekly price	Value change over last week	% change over last week
2008	October	Week 1	4.51	-0.44	-8.93%	4.99	-0.42	-7.74%	5.38	-0.61	-10.21%	N.A.	N.A.	N.A.	N.A.	N.A.	N.A.	9.83	0.00	0.00%	8.92	0.00	0.00%
		Week 2	3.97	-0.54	-11.89%	4.50	-0.49	-9.79%	4.44	-0.94	-17.40%	N.A.	N.A.	N.A.	N.A.	N.A.	N.A.	9.58	-0.25	-2.54%	8.74	-0.18	-2.02%

Sources: (1) The weekly Brent crude oil prices (US dollar per Barrel) and Singapore FOB prices (US cent per gallon) are sourced from the Energy Information Administration of the United States Department of Energy (Available from: <http://www.eia.doe.gov/emeu/international/oilprice.html>). These figures represent the average daily prices of a given oil product over any given week ending Friday.

(2) The monthly unit values of imports of major oil products in Hong Kong are provided by the Hong Kong Census and Statistics Department.

(3) The Hong Kong retail price data are provided by the Consumer Council which conducts regular monitoring exercises to gauge retail price movements of unleaded motor gasoline, auto-diesel and auto-LPG in Hong Kong. The weekly retail prices for unleaded petrol and diesel are the unweighted average of the retail prices of the respective oil products collected from filling stations of four major oil companies in Hong Kong by the Consumer Council on every Monday.

Appendix III

Table 3a – Movement of weekly retail unleaded petrol prices (excluding government duty and tax) in Hong Kong, the Netherlands, the United Kingdom and Singapore for the period between the first week of January 2007 and the second week of October 2008 (in Hong Kong dollar per litre)

			Brent crude oil			Hong Kong			The Netherlands			The United Kingdom			Singapore					
															98 Unleaded petrol			95 Unleaded petrol		
			Weekly price	Value change over last week	% change over last week	Weekly price	Value change over last week	% change over last week	Weekly price	Value change over last week	% change over last week	Weekly price	Value change over last week	% change over last week	Weekly price	Value change over last week	% change over last week	Weekly price	Value change over last week	% change over last week
2007	January	Week 1	2.73	N.A.	N.A.	7.07	N.A.	N.A.	4.81	N.A.	N.A.	3.96	N.A.	N.A.	8.74	N.A.	N.A.	8.36	N.A.	N.A.
		Week 2	2.54	-0.19	-6.90%	6.92	-0.15	-2.12%	4.66	-0.15	-3.12%	3.94	-0.02	-0.51%	8.74	0.00	0.00%	8.36	0.00	0.00%
		Week 3	2.52	-0.02	-0.75%	6.92	0.00	0.00%	4.68	0.02	0.43%	3.87	-0.07	-1.78%	8.48	-0.26	-2.97%	8.10	-0.26	-3.11%
		Week 4	2.69	0.17	6.75%	6.92	0.00	0.00%	4.69	0.01	0.21%	3.76	-0.11	-2.84%	8.48	0.00	0.00%	8.10	0.00	0.00%
	February	Week 1	2.74	0.05	1.91%	6.92	0.00	0.00%	4.80	0.11	2.35%	3.75	-0.01	-0.27%	8.48	0.00	0.00%	8.10	0.00	0.00%
		Week 2	2.84	0.10	3.54%	6.92	0.00	0.00%	4.87	0.07	1.46%	3.79	0.04	1.07%	8.48	0.00	0.00%	8.10	0.00	0.00%
		Week 3	2.73	-0.12	-4.08%	6.92	0.00	0.00%	4.96	0.09	1.85%	3.85	0.06	1.58%	8.48	0.00	0.00%	8.10	0.00	0.00%
		Week 4	2.85	0.13	4.72%	6.92	0.00	0.00%	5.25	0.29	5.85%	3.95	0.10	2.60%	8.48	0.00	0.00%	8.10	0.00	0.00%
	March	Week 1	2.97	0.12	4.23%	6.10	-0.82	-11.85%	5.49	0.24	4.57%	4.48	0.53	13.42%	8.48	0.00	0.00%	8.10	0.00	0.00%
		Week 2	2.96	-0.01	-0.45%	6.10	0.00	0.00%	5.53	0.04	0.73%	4.06	-0.42	-9.38%	8.48	0.00	0.00%	8.10	0.00	0.00%
		Week 3	2.99	0.03	0.86%	6.10	0.00	0.00%	5.38	-0.15	-2.71%	4.15	0.09	2.22%	8.48	0.00	0.00%	8.10	0.00	0.00%
		Week 4	3.00	0.01	0.36%	6.10	0.00	0.00%	5.55	0.17	3.16%	4.25	0.10	2.41%	8.48	0.00	0.00%	8.10	0.00	0.00%
		Week 5	3.24	0.25	8.20%	6.07	-0.03	-0.49%	5.83	0.28	5.05%	4.42	0.17	4.00%	8.48	0.00	0.00%	8.10	0.00	0.00%

Appendix III (cont'd)

Table 3a – Movement of weekly retail unleaded petrol prices (excluding government duty and tax) in Hong Kong, the Netherlands, the United Kingdom and Singapore for the period between the first week of January 2007 and the second week of October 2008 (in Hong Kong dollar per litre)

			Brent crude oil			Hong Kong			The Netherlands			The United Kingdom			Singapore					
															98 Unleaded petrol			95 Unleaded petrol		
			Weekly price	Value change over last week	% change over last week	Weekly price	Value change over last week	% change over last week	Weekly price	Value change over last week	% change over last week	Weekly price	Value change over last week	% change over last week	Weekly price	Value change over last week	% change over last week	Weekly price	Value change over last week	% change over last week
2007	April	Week 1	3.36	0.12	3.71%	6.32	0.25	4.12%	N.A.	N.A.	N.A.	N.A.	N.A.	N.A.	8.48	0.00	0.00%	8.10	0.00	0.00%
		Week 2	3.35	-0.02	-0.51%	6.32	0.00	0.00%	6.03	N.A.	N.A.	4.65	N.A.	N.A.	9.00	0.52	6.13%	8.62	0.52	6.42%
		Week 3	3.25	-0.10	-2.92%	6.32	0.00	0.00%	6.09	0.06	1.00%	4.80	0.15	3.23%	9.00	0.00	0.00%	8.62	0.00	0.00%
		Week 4	3.31	0.06	1.78%	6.54	0.22	3.48%	6.38	0.29	4.76%	4.86	0.06	1.25%	9.00	0.00	0.00%	8.62	0.00	0.00%
	May	Week 1	3.24	-0.07	-2.00%	6.54	0.00	0.00%	6.37	-0.01	-0.16%	4.98	0.12	2.47%	9.00	0.00	0.00%	8.62	0.00	0.00%
		Week 2	3.14	-0.10	-3.23%	6.66	0.12	1.83%	6.39	0.02	0.31%	5.03	0.05	1.00%	9.00	0.00	0.00%	8.62	0.00	0.00%
		Week 3	3.31	0.18	5.70%	6.79	0.13	1.95%	6.48	0.09	1.41%	5.09	0.06	1.19%	9.00	0.00	0.00%	8.62	0.00	0.00%
		Week 4	3.47	0.15	4.59%	6.79	0.00	0.00%	6.42	-0.06	-0.93%	5.18	0.09	1.77%	9.00	0.00	0.00%	8.62	0.00	0.00%
	June	Week 1	3.36	-0.11	-3.11%	7.42	0.63	9.28%	6.28	-0.14	-2.18%	5.25	0.07	1.35%	9.00	0.00	0.00%	8.62	0.00	0.00%
		Week 2	3.50	0.14	4.06%	7.42	0.00	0.00%	6.22	-0.06	-0.96%	5.20	-0.05	-0.95%	9.00	0.00	0.00%	8.62	0.00	0.00%
		Week 3	3.43	-0.07	-1.88%	7.42	0.00	0.00%	6.29	0.07	1.13%	5.23	0.03	0.58%	9.00	0.00	0.00%	8.62	0.00	0.00%
		Week 4	3.52	0.09	2.70%	7.42	0.00	0.00%	6.41	0.12	1.91%	5.27	0.04	0.76%	9.00	0.00	0.00%	8.62	0.00	0.00%
		Week 5	3.52	0.00	-0.03%	7.54	0.12	1.62%	6.33	-0.08	-1.25%	5.29	0.02	0.38%	9.17	0.17	1.89%	8.79	0.17	1.97%

Appendix III (cont'd)

Table 3a – Movement of weekly retail unleaded petrol prices (excluding government duty and tax) in Hong Kong, the Netherlands, the United Kingdom and Singapore for the period between the first week of January 2007 and the second week of October 2008 (in Hong Kong dollar per litre)

		Brent crude oil			Hong Kong			The Netherlands			The United Kingdom			Singapore						
														98 Unleaded petrol			95 Unleaded petrol			
		Weekly price	Value change over last week	% change over last week	Weekly price	Value change over last week	% change over last week	Weekly price	Value change over last week	% change over last week	Weekly price	Value change over last week	% change over last week	Weekly price	Value change over last week	% change over last week	Weekly price	Value change over last week	% change over last week	
2007	July	Week 1	3.67	0.15	4.22%	7.54	0.00	0.00%	6.38	0.05	0.79%	5.27	-0.02	-0.38%	9.27	0.10	1.09%	8.89	0.10	1.14%
		Week 2	3.82	0.15	3.97%	7.64	0.10	1.33%	6.43	0.05	0.78%	5.33	0.06	1.14%	9.27	0.00	0.00%	8.89	0.00	0.00%
		Week 3	3.84	0.02	0.62%	7.64	0.00	0.00%	6.28	-0.15	-2.33%	5.38	0.05	0.94%	9.27	0.00	0.00%	8.89	0.00	0.00%
		Week 4	3.76	-0.08	-2.02%	7.64	0.00	0.00%	6.03	-0.25	-3.98%	5.30	-0.08	-1.49%	9.53	0.26	2.80%	9.15	0.26	2.92%
	August	Week 1	3.75	-0.02	-0.42%	7.64	0.00	0.00%	6.05	0.02	0.33%	5.29	-0.01	-0.19%	9.53	0.00	0.00%	9.15	0.00	0.00%
		Week 2	3.47	-0.28	-7.39%	7.64	0.00	0.00%	6.05	0.00	0.00%	5.22	-0.07	-1.32%	9.53	0.00	0.00%	9.15	0.00	0.00%
		Week 3	3.44	-0.03	-0.86%	7.49	-0.15	-1.96%	5.89	-0.16	-2.64%	5.08	-0.14	-2.68%	9.53	0.00	0.00%	9.15	0.00	0.00%
		Week 4	3.36	-0.08	-2.35%	7.49	0.00	0.00%	5.85	-0.04	-0.68%	5.11	0.03	0.59%	9.53	0.00	0.00%	9.15	0.00	0.00%
		Week 5	3.46	0.10	3.08%	7.49	0.00	0.00%	6.12	0.27	4.62%	5.09	-0.02	-0.39%	9.53	0.00	0.00%	9.15	0.00	0.00%
	September	Week 1	3.68	0.22	6.39%	7.63	0.14	1.87%	6.14	0.02	0.33%	5.10	0.01	0.20%	9.63	0.10	1.05%	9.25	0.10	1.09%
		Week 2	3.77	0.09	2.44%	7.63	0.00	0.00%	6.22	0.08	1.30%	5.02	-0.08	-1.57%	9.63	0.00	0.00%	9.25	0.00	0.00%
		Week 3	3.84	0.06	1.66%	7.63	0.00	0.00%	6.27	0.05	0.80%	5.11	0.09	1.79%	9.63	0.00	0.00%	9.25	0.00	0.00%
		Week 4	3.83	0.00	-0.03%	7.83	0.20	2.62%	6.27	0.00	0.00%	5.05	-0.06	-1.17%	9.89	0.26	2.70%	9.51	0.26	2.81%

Appendix III (cont'd)

Table 3a – Movement of weekly retail unleaded petrol prices (excluding government duty and tax) in Hong Kong, the Netherlands, the United Kingdom and Singapore for the period between the first week of January 2007 and the second week of October 2008 (in Hong Kong dollar per litre)

			Brent crude oil			Hong Kong			The Netherlands			The United Kingdom			Singapore					
															98 Unleaded petrol			95 Unleaded petrol		
			Weekly price	Value change over last week	% change over last week	Weekly price	Value change over last week	% change over last week	Weekly price	Value change over last week	% change over last week	Weekly price	Value change over last week	% change over last week	Weekly price	Value change over last week	% change over last week	Weekly price	Value change over last week	% change over last week
2007	October	Week 1	3.83	-0.01	-0.22%	7.83	0.00	0.00%	6.06	-0.21	-3.35%	5.12	0.07	1.39%	9.89	0.00	0.00%	9.51	0.00	0.00%
		Week 2	3.87	0.04	1.12%	7.83	0.00	0.00%	6.23	0.17	2.81%	5.14	0.02	0.39%	9.89	0.00	0.00%	9.51	0.00	0.00%
		Week 3	4.14	0.27	6.90%	8.03	0.20	2.55%	6.34	0.11	1.77%	5.21	0.07	1.36%	9.89	0.00	0.00%	9.51	0.00	0.00%
		Week 4	4.11	-0.03	-0.68%	8.03	0.00	0.00%	6.64	0.30	4.73%	5.36	0.15	2.88%	10.15*	0.26	2.63%	9.77*	0.26	2.73%
	November	Week 1	4.44	0.33	8.00%	8.25	0.22	2.74%	6.97	0.33	4.97%	5.55	0.19	3.54%	10.52*	0.37	3.65%	10.13*	0.36	3.68%
		Week 2	4.59	0.15	3.45%	8.35	0.10	1.21%	6.99	0.02	0.29%	5.70	0.15	2.70%	10.52*	0.00	0.00%	10.13*	0.00	0.00%
		Week 3	4.45	-0.14	-2.99%	8.45	0.10	1.20%	6.90	-0.09	-1.29%	5.77	0.07	1.23%	10.52*	0.00	0.00%	10.13*	0.00	0.00%
		Week 4	4.61	0.16	3.60%	8.45	0.00	0.00%	7.02	0.12	1.74%	5.91	0.14	2.43%	10.52*	0.00	0.00%	10.13*	0.00	0.00%
		Week 5	4.52	-0.09	-1.97%	8.65	0.20	2.37%	6.62	-0.40	-5.70%	5.95	0.04	0.68%	10.77	0.25	2.38%	10.39	0.26	2.57%
	December	Week 1	4.37	-0.15	-3.33%	8.65	0.00	0.00%	6.68	0.06	0.91%	5.91	-0.04	-0.67%	10.77	0.00	0.00%	10.39	0.00	0.00%
		Week 2	4.43	0.06	1.29%	8.65	0.00	0.00%	6.53	-0.15	-2.25%	5.81	-0.10	-1.69%	10.77	0.00	0.00%	10.39	0.00	0.00%
		Week 3	4.46	0.03	0.64%	8.65	0.00	0.00%	N.A.	N.A.	N.A.	N.A.	N.A.	N.A.	10.77	0.00	0.00%	10.39	0.00	0.00%
		Week 4	4.63	0.18	3.93%	8.69	0.04	0.46%	N.A.	N.A.	N.A.	N.A.	N.A.	N.A.	10.77	0.00	0.00%	10.39	0.00	0.00%

Appendix III (cont'd)

Table 3a – Movement of weekly retail unleaded petrol prices (excluding government duty and tax) in Hong Kong, the Netherlands, the United Kingdom and Singapore for the period between the first week of January 2007 and the second week of October 2008 (in Hong Kong dollar per litre)

			Brent crude oil			Hong Kong			The Netherlands			The United Kingdom			Singapore					
															98 Unleaded petrol			95 Unleaded petrol		
			Weekly price	Value change over last week	% change over last week	Weekly price	Value change over last week	% change over last week	Weekly price	Value change over last week	% change over last week	Weekly price	Value change over last week	% change over last week	Weekly price	Value change over last week	% change over last week	Weekly price	Value change over last week	% change over last week
2008	January	Week 1	4.73	0.10	2.24%	8.80	0.11	1.27%	7.26	N.A.	N.A.	5.78	N.A.	N.A.	10.77	0.00	0.00%	10.39	0.00	0.00%
		Week 2	4.63	-0.10	-2.18%	8.80	0.00	0.00%	6.95	-0.31	-4.27%	5.80	0.02	0.35%	10.77	0.00	0.00%	10.39	0.00	0.00%
		Week 3	4.42	-0.21	-4.63%	8.80	0.00	0.00%	6.65	-0.30	-4.32%	5.81	0.01	0.17%	10.77	0.00	0.00%	10.39	0.00	0.00%
		Week 4	4.34	-0.08	-1.74%	8.80	0.00	0.00%	6.81	0.16	2.41%	5.95	0.14	2.41%	10.77	0.00	0.00%	10.39	0.00	0.00%
	February	Week 1	4.50	0.16	3.74%	8.80	0.00	0.00%	6.72	-0.09	-1.32%	5.89	-0.06	-1.01%	10.77	0.00	0.00%	10.39	0.00	0.00%
		Week 2	4.41	-0.09	-2.06%	8.80	0.00	0.00%	6.92	0.20	2.98%	5.75	-0.14	-2.38%	10.77	0.00	0.00%	10.39	0.00	0.00%
		Week 3	4.66	0.25	5.67%	8.80	0.00	0.00%	7.28	0.36	5.20%	5.78	0.03	0.52%	10.77	0.00	0.00%	10.39	0.00	0.00%
		Week 4	4.77	0.11	2.26%	8.80	0.00	0.00%	7.38	0.10	1.37%	5.94	0.16	2.77%	10.77	0.00	0.00%	10.39	0.00	0.00%
		Week 5	4.86	0.10	2.03%	9.03	0.23	2.61%	7.44	0.06	0.81%	6.07	0.13	2.19%	10.77	0.00	0.00%	10.39	0.00	0.00%
	March	Week 1	5.00	0.14	2.83%	9.03	0.00	0.00%	7.46	0.02	0.27%	6.27	0.20	3.29%	10.98	0.21	1.95%	10.60	0.21	2.02%
		Week 2	5.28	0.28	5.68%	9.13	0.10	1.11%	7.65	0.19	2.55%	6.29	0.02	0.32%	11.19	0.21	1.91%	10.81	0.21	1.98%
		Week 3	5.06	-0.23	-4.31%	9.13	0.00	0.00%	N.A.	N.A.	N.A.	N.A.	N.A.	N.A.	11.19	0.00	0.00%	10.81	0.00	0.00%
		Week 4	5.01	-0.05	-0.97%	9.13	0.00	0.00%	7.75	N.A.	N.A.	6.31	N.A.	N.A.	11.19	0.00	0.00%	10.81	0.00	0.00%

Appendix III (cont'd)

Table 3a – Movement of weekly retail unleaded petrol prices (excluding government duty and tax) in Hong Kong, the Netherlands, the United Kingdom and Singapore for the period between the first week of January 2007 and the second week of October 2008 (in Hong Kong dollar per litre)

			Brent crude oil			Hong Kong			The Netherlands			The United Kingdom			Singapore					
															98 Unleaded petrol			95 Unleaded petrol		
			Weekly price	Value change over last week	% change over last week	Weekly price	Value change over last week	% change over last week	Weekly price	Value change over last week	% change over last week	Weekly price	Value change over last week	% change over last week	Weekly price	Value change over last week	% change over last week	Weekly price	Value change over last week	% change over last week
2008	April	Week 1	4.95	-0.06	-1.15%	9.23	0.10	1.10%	7.85	0.10	1.29%	6.35	0.04	0.63%	11.19	0.00	0.00%	10.81	0.00	0.00%
		Week 2	5.23	0.28	5.67%	9.48	0.25	2.71%	7.94	0.09	1.15%	6.37	0.02	0.31%	11.19	0.00	0.00%	10.81	0.00	0.00%
		Week 3	5.42	0.19	3.58%	9.48	0.00	0.00%	8.20	0.26	3.27%	6.52	0.15	2.35%	11.19	0.00	0.00%	10.81	0.00	0.00%
		Week 4	5.61	0.19	3.55%	9.58	0.10	1.05%	8.25	0.05	0.61%	6.66	0.14	2.15%	11.34*	0.15	1.34%	10.96*	0.15	1.39%
	May	Week 1	5.49	-0.12	-2.06%	9.58	0.00	0.00%	8.17	-0.08	-0.97%	6.70	0.04	0.60%	11.34*	0.00	0.00%	10.96*	0.00	0.00%
		Week 2	5.88	0.39	7.02%	9.87	0.29	3.03%	8.44	0.27	3.30%	6.78	0.08	1.19%	11.34*	0.00	0.00%	10.96*	0.00	0.00%
		Week 3	6.01	0.13	2.29%	9.87	0.00	0.00%	8.48	0.04	0.47%	6.94	0.16	2.36%	11.45*	0.11	0.97%	11.06*	0.10	0.91%
		Week 4	6.21	0.19	3.17%	10.22	0.35	3.55%	8.94	0.46	5.42%	7.07	0.13	1.87%	11.71	0.26	2.27%	11.32	0.26	2.35%
		Week 5	6.32	0.11	1.81%	10.10	-0.12	-1.17%	8.95	0.01	0.11%	7.52	0.45	6.36%	11.71	0.00	0.00%	11.32	0.00	0.00%
	June	Week 1	6.20	-0.12	-1.89%	10.40	0.30	2.97%	9.13	0.18	2.01%	7.51	-0.01	-0.13%	11.71	0.00	0.00%	11.32	0.00	0.00%
		Week 2	6.58	0.38	6.17%	10.40	0.00	0.00%	9.03	-0.10	-1.10%	7.64	0.13	1.73%	11.71	0.00	0.00%	11.32	0.00	0.00%
		Week 3	6.48	-0.10	-1.52%	10.40	0.00	0.00%	9.09	0.06	0.66%	7.72	0.08	1.05%	11.71	0.00	0.00%	11.32	0.00	0.00%
		Week 4	6.65	0.17	2.62%	10.90	0.50	4.81%	9.19	0.10	1.10%	7.87	0.15	1.94%	11.97	0.26	2.22%	11.58	0.26	2.30%

Appendix III (cont'd)

Table 3a – Movement of weekly retail unleaded petrol prices (excluding government duty and tax) in Hong Kong, the Netherlands, the United Kingdom and Singapore for the period between the first week of January 2007 and the second week of October 2008 (in Hong Kong dollar per litre)

			Brent crude oil			Hong Kong			The Netherlands			The United Kingdom			Singapore					
			98 Unleaded petrol			95 Unleaded petrol														
			Weekly price	Value change over last week	% change over last week	Weekly price	Value change over last week	% change over last week	Weekly price	Value change over last week	% change over last week	Weekly price	Value change over last week	% change over last week	Weekly price	Value change over last week	% change over last week	Weekly price	Value change over last week	% change over last week
2008	July	Week 1	6.92	0.27	4.08%	10.90	0.00	0.00%	10.28	1.09	11.86%	7.88	0.01	0.13%	12.22	0.25	2.09%	11.84	0.26	2.25%
		Week 2	6.74	-0.18	-2.58%	10.90	0.00	0.00%	9.34	-0.94	-9.14%	7.98	0.10	1.27%	12.02	-0.20	-1.64%	11.63	-0.21	-1.77%
		Week 3	6.63	-0.12	-1.73%	10.70	-0.20	-1.83%	9.33	-0.01	-0.11%	8.00	0.02	0.25%	11.81	-0.21	-1.75%	11.43	-0.20	-1.72%
		Week 4	6.22	-0.41	-6.18%	10.50	-0.20	-1.87%	8.46	-0.87	-9.32%	7.62	-0.38	-4.75%	11.45	-0.36	-3.05%	11.06	-0.37	-3.24%
	August	Week 1	6.11	-0.11	-1.79%	10.50	0.00	0.00%	8.35	-0.11	-1.30%	7.30	-0.32	-4.20%	10.93	-0.52	-4.54%	10.55	-0.51	-4.61%
		Week 2	5.72	-0.39	-6.32%	10.35	-0.15	-1.43%	7.87	-0.48	-5.75%	6.93	-0.37	-5.07%	10.72	-0.21	-1.92%	10.34	-0.21	-1.99%
		Week 3	5.41	-0.31	-5.49%	10.35	0.00	0.00%	7.78	-0.09	-1.14%	6.57	-0.36	-5.19%	10.72	0.00	0.00%	10.34	0.00	0.00%
		Week 4	5.48	0.07	1.36%	10.13	-0.22	-2.13%	8.00	0.22	2.83%	6.50	-0.07	-1.07%	10.72	0.00	0.00%	10.34	0.00	0.00%
		Week 5	5.52	0.04	0.66%	9.88	-0.25	-2.47%	7.68	-0.32	-4.00%	6.34	-0.16	-2.46%	10.72	0.00	0.00%	10.34	0.00	0.00%
	September	Week 1	5.09	-0.43	-7.75%	9.88	0.00	0.00%	7.44	-0.24	-3.12%	6.17	-0.17	-2.68%	10.72	0.00	0.00%	10.34	0.00	0.00%
		Week 2	4.77	-0.31	-6.18%	9.88	0.00	0.00%	7.55	0.11	1.48%	6.38	0.21	3.40%	10.46*	-0.26	-2.43%	10.08*	-0.26	-2.51%
		Week 3	4.38	-0.39	-8.15%	9.58	-0.30	-3.04%	7.67	0.12	1.59%	6.42	0.04	0.63%	10.46*	0.00	0.00%	10.08*	0.00	0.00%
		Week 4	4.95	0.57	12.94%	9.83	0.25	2.61%	7.03	-0.64	-8.34%	6.11	-0.31	-4.83%	10.46*	0.00	0.00%	10.08*	0.00	0.00%

Appendix III (cont'd)

Table 3a – Movement of weekly retail unleaded petrol prices (excluding government duty and tax) in Hong Kong, the Netherlands, the United Kingdom and Singapore for the period between the first week of January 2007 and the second week of October 2008 (in Hong Kong dollar per litre)

			Brent crude oil			Hong Kong			The Netherlands			The United Kingdom			Singapore					
															98 Unleaded petrol			95 Unleaded petrol		
			Weekly price	Value change over last week	% change over last week	Weekly price	Value change over last week	% change over last week	Weekly price	Value change over last week	% change over last week	Weekly price	Value change over last week	% change over last week	Weekly price	Value change over last week	% change over last week	Weekly price	Value change over last week	% change over last week
2008	October	Week 1	4.51	-0.44	-8.93%	9.83	0.00	0.00%	6.25	-0.78	-11.10%	5.84	-0.27	-4.42%	10.46*	0.00	0.00%	10.08*	0.00	0.00%
		Week 2	3.97	-0.54	-11.89%	9.58	-0.25	-2.54%	5.70	-0.55	-8.80%	5.50	-0.34	-5.82%	10.20	-0.26	-2.49%	9.82	-0.26	-2.58%

Note: Those price figures marked "*" are estimates.

Sources: The price data excluding government duty and tax for Hong Kong are provided by the Consumer Council which conducts regular monitoring exercises to gauge retail price movements of unleaded motor gasoline, auto-diesel and auto-LPG in Hong Kong. The weekly retail prices for unleaded petrol and diesel are the unweighted average of the retail prices of the respective oil products collected from filling stations of four major oil companies in Hong Kong by the Consumer Council on every Monday. The weekly price data excluding government duty and tax of unleaded petrol and diesel in the Netherlands and the UK are extracted from *International Petroleum (Oil) Prices and Crude Oil Import Costs*, Energy Information Administration of the United States Department of Energy. The weekly price data excluding government duty and tax of unleaded petrol and diesel in Singapore are tracked from or estimated based on the news articles concerning adjustments of pump prices released by major oil companies in Singapore published by *The Straits Times*.

Appendix III (cont'd)

Table 3b – Movement of weekly retail diesel prices (excluding government duty and tax) in Hong Kong, the Netherlands, the United Kingdom and Singapore for the period between the first week of January 2007 and the second week of October 2008 (in Hong Kong dollar per litre)

			Brent crude oil			Hong Kong			The Netherlands			The United Kingdom			Singapore		
			Weekly price	Value change over last week	% change over last week	Weekly price	Value change over last week	% change over last week	Weekly price	Value change over last week	% change over last week	Weekly price	Value change over last week	% change over last week	Weekly price	Value change over last week	% change over last week
2007	January	Week 1	2.73	N.A.	N.A.	6.17	N.A.	N.A.	4.80	N.A.	N.A.	4.66	N.A.	N.A.	6.79	N.A.	N.A.
		Week 2	2.54	-0.19	-6.90%	6.00	-0.17	-2.76%	4.69	-0.11	-2.29%	4.52	-0.14	-3.00%	6.79	0.00	0.00%
		Week 3	2.52	-0.02	-0.75%	6.00	0.00	0.00%	4.71	0.02	0.43%	4.42	-0.10	-2.21%	6.53	-0.26	-3.83%
		Week 4	2.69	0.17	6.75%	6.00	0.00	0.00%	4.71	0.00	0.00%	4.28	-0.14	-3.17%	6.53	0.00	0.00%
	February	Week 1	2.74	0.05	1.91%	6.00	0.00	0.00%	4.84	0.13	2.76%	4.28	0.00	0.00%	6.53	0.00	0.00%
		Week 2	2.84	0.10	3.54%	6.00	0.00	0.00%	4.94	0.10	2.07%	4.30	0.02	0.47%	6.53	0.00	0.00%
		Week 3	2.73	-0.12	-4.08%	6.00	0.00	0.00%	5.04	0.10	2.02%	4.36	0.06	1.40%	6.53	0.00	0.00%
		Week 4	2.85	0.13	4.72%	6.00	0.00	0.00%	5.05	0.01	0.20%	4.47	0.11	2.52%	6.53	0.00	0.00%
	March	Week 1	2.97	0.12	4.23%	6.00	0.00	0.00%	5.12	0.07	1.39%	4.43	-0.04	-0.89%	6.53	0.00	0.00%
		Week 2	2.96	-0.01	-0.45%	6.00	0.00	0.00%	5.11	-0.01	-0.20%	4.54	0.11	2.48%	6.53	0.00	0.00%
		Week 3	2.99	0.03	0.86%	6.00	0.00	0.00%	5.08	-0.03	-0.59%	4.62	0.08	1.76%	6.53	0.00	0.00%
		Week 4	3.00	0.01	0.36%	6.00	0.00	0.00%	5.17	0.09	1.77%	4.72	0.10	2.16%	6.53	0.00	0.00%
		Week 5	3.24	0.25	8.20%	6.00	0.00	0.00%	5.45	0.28	5.42%	4.87	0.15	3.18%	6.53	0.00	0.00%
	April	Week 1	3.36	0.12	3.71%	6.17	0.17	2.83%	N.A.	N.A.	N.A.	N.A.	N.A.	N.A.	6.53	0.00	0.00%
		Week 2	3.35	-0.02	-0.51%	6.17	0.00	0.00%	5.51	N.A.	N.A.	5.03	N.A.	N.A.	6.27	-0.26	-3.98%
		Week 3	3.25	-0.10	-2.92%	6.17	0.00	0.00%	5.45	-0.06	-1.09%	5.13	0.10	1.99%	6.27	0.00	0.00%
		Week 4	3.31	0.06	1.78%	6.17	0.00	0.00%	5.51	0.06	1.10%	5.16	0.03	0.58%	6.27	0.00	0.00%

Appendix III (cont'd)

Table 3b – Movement of weekly retail diesel prices (excluding government duty and tax) in Hong Kong, the Netherlands, the United Kingdom and Singapore for the period between the first week of January 2007 and the second week of October 2008 (in Hong Kong dollar per litre)

			Brent crude oil			Hong Kong			The Netherlands			The United Kingdom			Singapore		
			Weekly price	Value change over last week	% change over last week	Weekly price	Value change over last week	% change over last week	Weekly price	Value change over last week	% change over last week	Weekly price	Value change over last week	% change over last week	Weekly price	Value change over last week	% change over last week
2007	May	Week 1	3.24	-0.07	-2.00%	6.17	0.00	0.00%	5.49	-0.02	-0.36%	5.20	0.04	0.78%	6.27	0.00	0.00%
		Week 2	3.14	-0.10	-3.23%	6.25	0.08	1.30%	5.47	-0.02	-0.36%	5.21	0.01	0.19%	6.27	0.00	0.00%
		Week 3	3.31	0.18	5.70%	6.33	0.08	1.28%	5.49	0.02	0.37%	5.22	0.01	0.19%	6.27	0.00	0.00%
		Week 4	3.47	0.15	4.59%	6.33	0.00	0.00%	5.54	0.05	0.91%	5.29	0.07	1.34%	6.27	0.00	0.00%
	June	Week 1	3.36	-0.11	-3.11%	6.33	0.00	0.00%	5.54	0.00	0.00%	5.33	0.04	0.76%	6.27	0.00	0.00%
		Week 2	3.50	0.14	4.06%	6.33	0.00	0.00%	5.51	-0.03	-0.54%	5.28	-0.05	-0.94%	6.27	0.00	0.00%
		Week 3	3.43	-0.07	-1.88%	6.33	0.00	0.00%	5.73	0.22	3.99%	5.30	0.02	0.38%	6.27	0.00	0.00%
		Week 4	3.52	0.09	2.70%	6.33	0.00	0.00%	5.78	0.05	0.87%	5.35	0.05	0.94%	6.27	0.00	0.00%
		Week 5	3.52	0.00	-0.03%	6.33	0.00	0.00%	5.85	0.07	1.21%	5.36	0.01	0.19%	6.39	0.12	1.91%
	July	Week 1	3.67	0.15	4.22%	6.33	0.00	0.00%	5.81	-0.04	-0.68%	5.34	-0.02	-0.37%	6.39	0.00	0.00%
		Week 2	3.82	0.15	3.97%	6.52	0.19	3.00%	5.92	0.11	1.89%	5.40	0.06	1.12%	6.39	0.00	0.00%
		Week 3	3.84	0.02	0.62%	6.52	0.00	0.00%	5.90	-0.02	-0.34%	5.46	0.06	1.11%	6.39	0.00	0.00%
		Week 4	3.76	-0.08	-2.02%	6.52	0.00	0.00%	5.87	-0.03	-0.51%	5.38	-0.08	-1.47%	6.65	0.26	4.07%

Appendix III (cont'd)

Table 3b – Movement of weekly retail diesel prices (excluding government duty and tax) in Hong Kong, the Netherlands, the United Kingdom and Singapore for the period between the first week of January 2007 and the second week of October 2008 (in Hong Kong dollar per litre)

			Brent crude oil			Hong Kong			The Netherlands			The United Kingdom			Singapore		
			Weekly price	Value change over last week	% change over last week	Weekly price	Value change over last week	% change over last week	Weekly price	Value change over last week	% change over last week	Weekly price	Value change over last week	% change over last week	Weekly price	Value change over last week	% change over last week
2007	August	Week 1	3.75	-0.02	-0.42%	6.52	0.00	0.00%	5.84	-0.03	-0.51%	5.37	-0.01	-0.19%	6.65	0.00	0.00%
		Week 2	3.47	-0.28	-7.39%	6.52	0.00	0.00%	5.66	-0.18	-3.08%	5.32	-0.05	-0.93%	6.65	0.00	0.00%
		Week 3	3.44	-0.03	-0.86%	6.39	-0.13	-1.99%	5.62	-0.04	-0.71%	5.25	-0.07	-1.32%	6.65	0.00	0.00%
		Week 4	3.36	-0.08	-2.35%	6.39	0.00	0.00%	5.67	0.05	0.89%	5.29	0.04	0.76%	6.65	0.00	0.00%
		Week 5	3.46	0.10	3.08%	6.35	-0.04	-0.63%	5.79	0.12	2.12%	5.30	0.01	0.19%	6.65	0.00	0.00%
	September	Week 1	3.68	0.22	6.39%	6.48	0.13	2.05%	6.04	0.25	4.32%	5.33	0.03	0.57%	6.75	0.10	1.50%
		Week 2	3.77	0.09	2.44%	6.48	0.00	0.00%	6.19	0.15	2.48%	5.26	-0.07	-1.31%	6.75	0.00	0.00%
		Week 3	3.84	0.06	1.66%	6.48	0.00	0.00%	6.29	0.10	1.62%	5.38	0.12	2.28%	6.75	0.00	0.00%
		Week 4	3.83	0.00	-0.03%	6.63	0.15	2.31%	6.34	0.05	0.79%	5.33	-0.05	-0.93%	7.01	0.26	3.85%
	October	Week 1	3.83	-0.01	-0.22%	6.63	0.00	0.00%	6.17	-0.17	-2.68%	5.39	0.06	1.13%	7.01	0.00	0.00%
		Week 2	3.87	0.04	1.12%	6.63	0.00	0.00%	6.28	0.11	1.78%	5.41	0.02	0.37%	7.01	0.00	0.00%
		Week 3	4.14	0.27	6.90%	6.75	0.12	1.81%	6.43	0.15	2.39%	5.49	0.08	1.48%	7.01	0.00	0.00%
		Week 4	4.11	-0.03	-0.68%	6.75	0.00	0.00%	6.70	0.27	4.20%	5.69	0.20	3.64%	7.27*	0.26	3.71%
	November	Week 1	4.44	0.33	8.00%	6.98	0.23	3.41%	7.45	0.75	11.19%	5.93	0.24	4.22%	7.63*	0.36	4.95%
		Week 2	4.59	0.15	3.45%	7.02	0.04	0.57%	7.47	0.02	0.27%	6.17	0.24	4.05%	7.63*	0.00	0.00%
		Week 3	4.45	-0.14	-2.99%	7.15	0.13	1.85%	7.44	-0.03	-0.40%	6.29	0.12	1.94%	7.63*	0.00	0.00%
		Week 4	4.61	0.16	3.60%	7.15	0.00	0.00%	7.65	0.21	2.82%	6.48	0.19	3.02%	7.63*	0.00	0.00%
		Week 5	4.52	-0.09	-1.97%	7.40	0.25	3.50%	7.20	-0.45	-5.88%	6.58	0.10	1.54%	7.89	0.26	3.41%

Appendix III (cont'd)

Table 3b – Movement of weekly retail diesel prices (excluding government duty and tax) in Hong Kong, the Netherlands, the United Kingdom and Singapore for the period between the first week of January 2007 and the second week of October 2008 (in Hong Kong dollar per litre)

			Brent crude oil			Hong Kong			The Netherlands			The United Kingdom			Singapore		
			Weekly price	Value change over last week	% change over last week	Weekly price	Value change over last week	% change over last week	Weekly price	Value change over last week	% change over last week	Weekly price	Value change over last week	% change over last week	Weekly price	Value change over last week	% change over last week
2007	December	Week 1	4.37	-0.15	-3.33%	7.40	0.00	0.00%	6.96	-0.24	-3.33%	6.56	-0.02	-0.30%	7.89	0.00	0.00%
		Week 2	4.43	0.06	1.29%	7.40	0.00	0.00%	6.80	-0.16	-2.30%	6.48	-0.08	-1.22%	7.89	0.00	0.00%
		Week 3	4.46	0.03	0.64%	7.40	0.00	0.00%	N.A.	N.A.	N.A.	N.A.	N.A.	N.A.	7.89	0.00	0.00%
		Week 4	4.63	0.18	3.93%	7.40	0.00	0.00%	N.A.	N.A.	N.A.	N.A.	N.A.	N.A.	7.89	0.00	0.00%
2008	January	Week 1	4.73	0.10	2.24%	7.53	0.13	1.76%	7.31	N.A.	N.A.	6.42	N.A.	N.A.	7.89	0.00	0.00%
		Week 2	4.63	-0.10	-2.18%	7.53	0.00	0.00%	7.06	-0.25	-3.42%	6.44	0.02	0.31%	7.89	0.00	0.00%
		Week 3	4.42	-0.21	-4.63%	7.53	0.00	0.00%	6.82	-0.24	-3.40%	6.44	0.00	0.00%	7.89	0.00	0.00%
		Week 4	4.34	-0.08	-1.74%	7.53	0.00	0.00%	7.00	0.18	2.64%	6.6	0.16	2.48%	7.89	0.00	0.00%
	February	Week 1	4.50	0.16	3.74%	7.53	0.00	0.00%	6.94	-0.06	-0.86%	6.54	-0.06	-0.91%	7.89	0.00	0.00%
		Week 2	4.41	-0.09	-2.06%	7.53	0.00	0.00%	7.17	0.23	3.31%	6.42	-0.12	-1.83%	7.89	0.00	0.00%
		Week 3	4.66	0.25	5.67%	7.53	0.00	0.00%	7.51	0.34	4.74%	6.46	0.04	0.62%	7.89	0.00	0.00%
		Week 4	4.77	0.11	2.26%	7.66	0.13	1.73%	7.70	0.19	2.53%	6.67	0.21	3.25%	7.89	0.00	0.00%
		Week 5	4.86	0.10	2.03%	7.79	0.13	1.70%	8.04	0.34	4.42%	6.82	0.15	2.25%	7.89	0.00	0.00%

Appendix III (cont'd)

Table 3b – Movement of weekly retail diesel prices (excluding government duty and tax) in Hong Kong, the Netherlands, the United Kingdom and Singapore for the period between the first week of January 2007 and the second week of October 2008 (in Hong Kong dollar per litre)

			Brent crude oil			Hong Kong			The Netherlands			The United Kingdom			Singapore		
			Weekly price	Value change over last week	% change over last week	Weekly price	Value change over last week	% change over last week	Weekly price	Value change over last week	% change over last week	Weekly price	Value change over last week	% change over last week	Weekly price	Value change over last week	% change over last week
2008	March	Week 1	5.00	0.14	2.83%	7.79	0.00	0.00%	8.38	0.34	4.23%	7.11	0.29	4.25%	8.10	0.21	2.66%
		Week 2	5.28	0.28	5.68%	8.02	0.23	2.95%	8.73	0.35	4.18%	7.17	0.06	0.84%	8.36	0.26	3.21%
		Week 3	5.06	-0.23	-4.31%	8.02	0.00	0.00%	N.A.	N.A.	N.A.	N.A.	N.A.	N.A.	8.36	0.00	0.00%
		Week 4	5.01	-0.05	-0.97%	8.02	0.00	0.00%	8.45	N.A.	N.A.	7.33	N.A.	N.A.	8.36	0.00	0.00%
	April	Week 1	4.95	-0.06	-1.15%	8.29	0.27	3.37%	8.40	-0.05	-0.59%	7.44	0.11	1.50%	8.36	0.00	0.00%
		Week 2	5.23	0.28	5.67%	8.51	0.22	2.65%	8.76	0.36	4.29%	7.54	0.10	1.34%	8.36	0.00	0.00%
		Week 3	5.42	0.19	3.58%	8.51	0.00	0.00%	9.04	0.28	3.20%	7.78	0.24	3.18%	8.36	0.00	0.00%
		Week 4	5.61	0.19	3.55%	8.76	0.25	2.94%	9.21	0.17	1.88%	7.93	0.15	1.93%	8.61*	0.25	2.99%
	May	Week 1	5.49	-0.12	-2.06%	8.76	0.00	0.00%	9.12	-0.09	-0.98%	8.01	0.08	1.01%	8.61*	0.00	0.00%
		Week 2	5.88	0.39	7.02%	8.93	0.17	1.94%	9.66	0.54	5.92%	8.15	0.14	1.75%	8.61*	0.00	0.00%
		Week 3	6.01	0.13	2.29%	8.93	0.00	0.00%	9.98	0.32	3.31%	8.43	0.28	3.44%	9.13*	0.52	6.04%
		Week 4	6.21	0.19	3.17%	9.31	0.38	4.26%	10.61	0.63	6.31%	8.59	0.16	1.90%	9.49	0.36	3.94%
		Week 5	6.32	0.11	1.81%	9.39	0.08	0.86%	10.06	-0.55	-5.18%	9.21	0.62	7.22%	9.49	0.00	0.00%

Appendix III (cont'd)

Table 3b – Movement of weekly retail diesel prices (excluding government duty and tax) in Hong Kong, the Netherlands, the United Kingdom and Singapore for the period between the first week of January 2007 and the second week of October 2008 (in Hong Kong dollar per litre)

			Brent crude oil			Hong Kong			The Netherlands			The United Kingdom			Singapore		
			Weekly price	Value change over last week	% change over last week	Weekly price	Value change over last week	% change over last week	Weekly price	Value change over last week	% change over last week	Weekly price	Value change over last week	% change over last week	Weekly price	Value change over last week	% change over last week
2008	June	Week 1	6.20	-0.12	-1.89%	9.53	0.14	1.49%	10.23	0.17	1.69%	9.17	-0.04	-0.43%	9.49	0.00	0.00%
		Week 2	6.58	0.38	6.17%	9.53	0.00	0.00%	10.17	-0.06	-0.59%	9.33	0.16	1.74%	9.49	0.00	0.00%
		Week 3	6.48	-0.10	-1.52%	9.53	0.00	0.00%	10.00	-0.17	-1.67%	9.41	0.08	0.86%	9.49	0.00	0.00%
		Week 4	6.65	0.17	2.62%	10.31	0.78	8.18%	10.50	0.50	5.00%	9.61	0.20	2.13%	10.01	0.52	5.48%
	July	Week 1	6.92	0.27	4.08%	10.31	0.00	0.00%	10.48	-0.02	-0.19%	9.62	0.01	0.10%	10.53	0.52	5.19%
		Week 2	6.74	-0.18	-2.58%	9.75	-0.56	-5.43%	10.87	0.39	3.72%	9.76	0.14	1.46%	10.53	0.00	0.00%
		Week 3	6.63	-0.12	-1.73%	9.75	0.00	0.00%	10.86	-0.01	-0.09%	9.79	0.03	0.31%	10.43	-0.10	-0.95%
		Week 4	6.22	-0.41	-6.18%	9.60	-0.15	-1.54%	9.91	-0.95	-8.75%	9.44	-0.35	-3.58%	10.17	-0.26	-2.49%
	August	Week 1	6.11	-0.11	-1.79%	9.68	0.08	0.83%	9.44	-0.47	-4.74%	9.02	-0.42	-4.45%	9.65	-0.52	-5.11%
		Week 2	5.72	-0.39	-6.32%	9.47	-0.21	-2.17%	9.03	-0.41	-4.34%	8.48	-0.54	-5.99%	9.34	-0.31	-3.21%
		Week 3	5.41	-0.31	-5.49%	9.47	0.00	0.00%	8.91	-0.12	-1.33%	8.04	-0.44	-5.19%	9.34	0.00	0.00%
		Week 4	5.48	0.07	1.36%	9.27	-0.20	-2.11%	8.49	-0.42	-4.71%	7.94	-0.10	-1.24%	9.34	0.00	0.00%
		Week 5	5.52	0.04	0.66%	9.27	0.00	0.00%	8.38	-0.11	-1.30%	7.73	-0.21	-2.64%	9.34	0.00	0.00%
	September	Week 1	5.09	-0.43	-7.75%	9.27	0.00	0.00%	8.11	-0.27	-3.22%	7.53	-0.20	-2.59%	9.34	0.00	0.00%
		Week 2	4.77	-0.31	-6.18%	9.27	0.00	0.00%	8.20	0.09	1.11%	7.78	0.25	3.32%	9.08*	-0.26	-2.78%
		Week 3	4.38	-0.39	-8.15%	8.92	-0.35	-3.78%	8.08	-0.12	-1.46%	7.89	0.11	1.41%	9.08*	0.00	0.00%
Week 4		4.95	0.57	12.94%	8.92	0.00	0.00%	7.96	-0.12	-1.49%	7.53	-0.36	-4.56%	9.08*	0.00	0.00%	

Appendix III (cont'd)

Table 3b – Movement of weekly retail diesel prices (excluding government duty and tax) in Hong Kong, the Netherlands, the United Kingdom and Singapore for the period between the first week of January 2007 and the second week of October 2008 (in Hong Kong dollar per litre)

			Brent crude oil			Hong Kong			The Netherlands			The United Kingdom			Singapore		
			Weekly price	Value change over last week	% change over last week	Weekly price	Value change over last week	% change over last week	Weekly price	Value change over last week	% change over last week	Weekly price	Value change over last week	% change over last week	Weekly price	Value change over last week	% change over last week
2008	October	Week 1	4.51	-0.44	-8.93%	8.92	0.00	0.00%	7.22	-0.74	-9.30%	7.20	-0.33	-4.38%	9.08*	0.00	0.00%
		Week 2	3.97	-0.54	-11.89%	8.74	-0.18	-2.02%	6.59	-0.63	-8.73%	6.81	-0.39	-5.42%	8.82	-0.26	-2.86%

Note: Those price figures marked "*" are estimates.

Source: The price data excluding government duty and tax for Hong Kong are provided by the Consumer Council which conducts regular monitoring exercises to gauge retail price movements of unleaded motor gasoline, auto-diesel and auto-LPG in Hong Kong. The weekly retail prices for unleaded petrol and diesel are the unweighted average of the retail prices of the respective oil products collected from filling stations of four major oil companies in Hong Kong by the Consumer Council on every Monday. The weekly price data excluding government duty and tax of unleaded petrol and diesel in the Netherlands and the UK are extracted from *International Petroleum (Oil) Prices and Crude Oil Import Costs*, Energy Information Administration of the United States Department of Energy. The weekly price data excluding government duty and tax of unleaded petrol and diesel in Singapore are tracked from or estimated based on the news articles concerning adjustments of pump prices released by major oil companies in Singapore published by *The Straits Times*.

Appendix IV

**The Hong Kong and international price of auto-LPG for the period between the first week of January 2007 and the second week of October 2008
(in Hong Kong dollar per litre)**

	International price	Retail price of filling stations in Hong Kong
January 2007	2.346	3.11
February 2007	2.258	3.37
March 2007	2.175	3.25
April 2007	2.324	3.23
May 2007	2.454	3.29
June 2007	2.608	3.60
July 2007	2.533	3.69
August 2007	2.571	3.63
September 2007	2.469	3.60
October 2007	2.817	3.66
November 2007	3.190	3.94
December 2007	3.756	4.46
January 2008	3.749	4.91
February 2008	3.451	4.94
March 2008	3.534	4.69

Appendix IV (cont'd)

**The Hong Kong and international price of auto-LPG for the period between the first week of January 2007 and the second week of October 2008
(in Hong Kong dollar per litre)**

	International price	Retail price of filling stations in Hong Kong
April 2008	3.478	4.68
May 2008	3.669	4.65
June 2008	3.917	4.82
July 2008	4.024	5.11
August 2008	3.782	5.13
September 2008	3.559	4.83
October 2008	N.A.	4.48

Sources: (1) The LPG international prices (HK\$/litre) are extracted from the Website of the Hong Kong Electrical and Mechanical Services Department which are calculated from the monthly contract prices of LPG from Saudi Arabia listed in the Petroleum Argus LPG World publication.

(2) The LPG data for Hong Kong are provided by the Consumer Council which conducts regular monitoring exercises to gauge retail price movements of unleaded motor gasoline, auto diesel and auto-LPG in Hong Kong. The present retail price is an unweighted average of the retail prices of LPG collected from filling stations of major oil companies in Hong Kong by the Consumer Council on a monthly basis.

Prepared by Lettice AU YEUNG
23 October 2008
Tel: 2869 9593

Information notes are compiled for Members and Committees of the Legislative Council. They are not legal or other professional advice and shall not be relied on as such. Information notes are subject to copyright owned by the Legislative Council Commission (the Commission). The Commission permits accurate reproduction of the information notes for non-commercial use in a manner not adversely affecting the Legislative Council, provided that acknowledgement is made stating the Research and Library Services Division of the Legislative Council Secretariat as the source and one copy of the reproduction is sent to the Legislative Council Library.