

樹木風險評估 參考資料



發展局 工務科
樹木管理辦事處



目錄

1. 減低樹木風險的樹木護養簡易圖解
2. 護養樹木的簡易圖解
3. 護養樹木 保障安全
4. 修剪樹木的對與錯
5. 樹木風險評估：參考圖冊
6. 示例一：樹群檢查表格、相關位置圖及相片
7. 示例二：樹木風險評估表格、相關位置圖及相片
8. 護樹報告〈電子版及下載版〉

Pictorial Guide for Tree Maintenance to Reduce Tree Risks 減低樹木風險的樹木護養簡易圖解

Please take immediate action when any of the following situations is identified.
如樹木有以下狀況，請從速處理。

1 General Condition

基本狀況 Leaning Tree 傾斜樹木

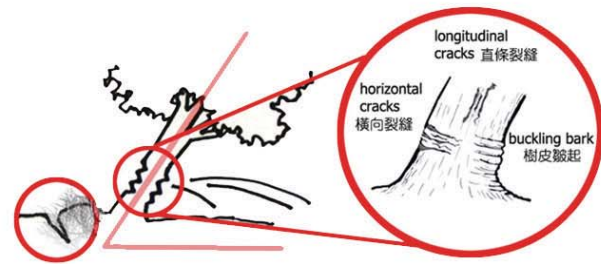
Leaning tree with horizontal cracks in the upper (tension) side and/or buckling wood or bark on the lower (compression) side.

傾斜樹木背後的拉緊位置出現橫向裂縫，而在擠壓位置出現樹皮皺起的情況。

Leaning tree (30° to 40°) with soil cracks in the soil surface.

傾斜樹木（角度達30至40度）及背後的土壤出現裂縫

RISK OF TREE FAILURE
樹木有倒塌風險



Recommendation 建議

Recommend to add support system or may need to remove the tree

建議加設支撐系統或需考慮移除樹木

2 Crown Condition

樹冠狀況 Dieback Twigs 樹枝枯死

Dieback twigs on tree crown

樹冠頂上的樹枝枯死



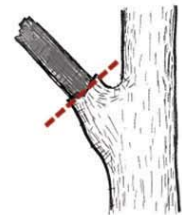
Recommendation 建議

Pruning 適當修枝

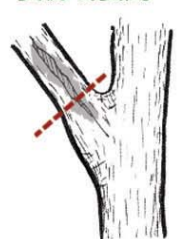
May need to investigate if roots have been damaged
需檢查樹根是否受損

3 Branch Condition

枝幹狀況 Dead Branch 樹枝枯死



Crack/Split 裂縫或裂開



Hanger 懸吊斷枝



Recommendation 建議

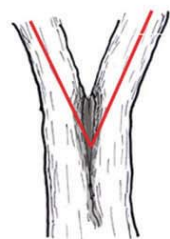
Pruning 適當修枝

recommended position of pruning cut
建議修枝位置

4 Trunk Condition

樹幹狀況 V-shaped Crotch with Cracks/Split V型樹樑有裂縫或裂開

The stem is split by one or more cracks
枝幹沿著裂縫斷開



Codominant stems 等勢莖

A weak union with crack(s) and / decay



接合點出現裂縫或腐爛

Recommendation 建議

Recommend to add support system or may need to remove the tree

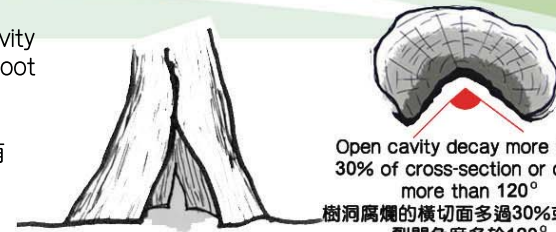
建議加設支撐系統或需考慮移除樹木

RISK OF TREE FAILURE
樹木有倒塌風險

Wood Decay and Cavity 腐爛/樹洞

Wood decay/cavity at basal area /root flare

樹腳/或根部上有明顯腐爛或樹洞



Open cavity decay more than 30% of cross-section or open more than 120°
樹洞腐爛的橫切面多過30%或樹洞裂開角度多於120°

Recommendation 建議

Recommend to add support system or may need to consider tree removal

建議加設支撐架或可能需要考慮移除樹木

RISK OF TREE FAILURE
樹木有倒塌風險

5 Root Condition

樹根狀況 Severely cut/damaged roots 根部被嚴重切割或損害



Recommendation 建議

Recommend to add support system and monitor the stability and health condition of the tree

RISK OF TREE FAILURE
樹木有倒塌風險

建議加設支撐架及監察樹木的穩固狀況和健康狀況

Fungal fruiting bodies 呈現菌類子實體



Recommendation 建議

More detailed investigation of extent of decay is required

需要對腐爛狀況作更詳盡檢查

ATTENTION 注意

DO NOT TOP TREES 切勿把樹木削頂



Topping creates more dangerous trees because: 削頂會令樹木變得危險，因為：

- “Sprouts” after topping are weakly attached and are likely to break
樹木削頂後所長出的水橫枝接合脆弱，容易折斷
- Topping wounds are prone to insect and disease attack
削頂的傷口容易受病蟲害侵襲
- Topping cuts invite decay in trees
削頂的切口使樹木腐爛

Note

備忘

For guidelines on pruning, please refer to (<http://www.devb-wb.gov.hk/greening/en/preservation/guidelines.pdf>). 請瀏覽以下網址的「修剪樹木的一般指引」：
(<http://www.devb-wb.gov.hk/greening/tc/preservation/guidelines.pdf>).

The information in this leaflet is for general reference only. For assessment of specific conditions of trees, specialist advice from reputable contractors/specialist is recommended.
本單張/小冊子資料僅供一般參考。如需詳細檢查個別樹木，應向可靠承辦商或相關專業人士尋求意見。

Reference

參考資料

- [1] Harris R.W., Clark J.R. and Matheny N.P., "Arboriculture: Integrated Management of Landscape Trees, Shrubs, and Vines", 4th Edition, Prentice Hall, 2003.
- [2] Hayes E., "Evaluating Tree Defects", 2nd Edition, Safetrees, 2005.
- [3] Lilly S.J., "Arborists' Certification Study Guide", International Society of Arboriculture, USA, 2001.
- [4] Matheny N.P. and Clark J.R., "A Photographic Guide to the Evaluation of Hazardous Trees in Urban Areas", International Society of Arboriculture, USA, 1993.
- [5] Mattheck C. & Breloer H., "The Body Language of Trees: A Handbook for Failure Analysis (Research for Amenity Trees)", Stationery Office Books, 1995.

護養樹木的簡易圖解

Pictorial Guide for Tree Maintenance

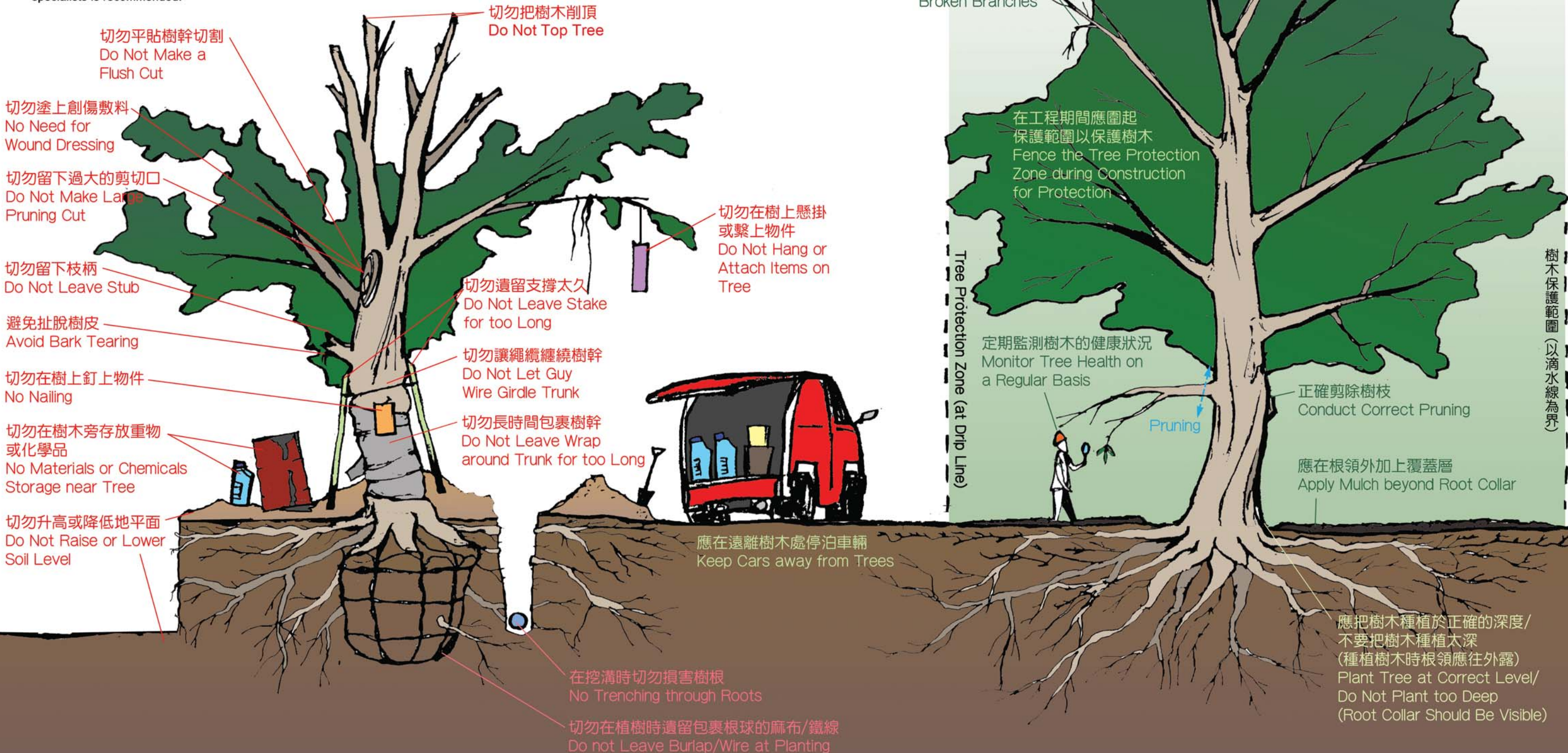
Note

備忘 請瀏覽 <http://www.devb.gov.hk/greening/tc/preservation/index.htm> 與 <http://www.devb.gov.hk/greening/en/docs/Pictorial%20Guide%20Rev%2008.pdf> 網址，與「修剪樹木的一般指引」、「修剪樹木的對與錯」和「減低樹木風險的樹木護養簡易圖解」一起參照。
Please read in conjunction with 'Guidelines on Pruning', 'Do's and Don'ts in Pruning' and 'Pictorial Guide for Tree Maintenance to Reduce Tree Risks' at <http://www.devb.gov.hk/greening/tc/preservation/index.htm> and <http://www.devb.gov.hk/greening/en/docs/Pictorial%20Guide%20Rev%2008.pdf>.

本單張資料僅供一般參考。如需詳細檢查個別樹木，應向可靠承辦商或相關專業人士尋求意見。
The information in this leaflet is for general reference only. For assessment of specific conditions of trees, specialist advice from reputable contractors/specialists is recommended.

Reference

- 參考資料
- [1] Harris R.W., Clark J.R. and Matheny N.P., "Arboriculture: Integrated Management of Landscape Trees, Shrubs, and Vines", 4th Edition, Prentice Hall, 2003.
 - [2] Hayes E., "Evaluating Tree Defects", 2nd Edition, Safetrees, 2005.
 - [3] Lilly S.J., "Arborists' Certification Study Guide", International Society of Arboriculture, USA, 2001.
 - [4] Matheny N. and Clark J.R., "Trees and Development. A Technical Guide to Preservation of Trees During Land Development", International Society of Arboriculture, USA, 1998.





護養樹木 保障安全

護養樹木為何重要？

樹木得到妥善護養，便會健康生長，形態會更優美。健康和結構穩固的樹木是我們身處的環境中寶貴的資產。

樹木倒塌往往是由於不適當的護養所致，例如不適當的修剪、削頂、損壞根部及其他不恰當的樹木護理方法。樹木倒塌會導致人命傷亡或財物損毀。

初步的樹木護養檢查

進行初步樹木護養檢查的主要目的，是確定樹木所需要的護養。物業業主和樓宇管理及維修人員可先進行初步的樹木護養檢查，然後在有需要時尋求專業指導。

在進行初步樹木護養檢查時，須檢查樹木是否出現下列情況，並採取適當跟進措施。（請參閱《減低樹木風險的樹木護養簡易圖解》）

1. 傾斜
2. 樹枝枯死/懸吊斷枝
3. 裂縫/裂開/腐壞/樹洞
4. 根部被嚴重切割或損害
5. 真菌子實體
6. 削頂/不適當地修剪樹木

樹木是有生命的，狀況會隨時間而改變。業主應最少每年檢查其物業範圍內的樹木一次，並在風雨季來臨之前採取適當的防範措施。日常的樹木護養工作應由合資格的園藝服務供應商或樹藝師/樹木專家進行。

誰有責任護養樹木？

物業業主有責任護養其物業地段範圍內的樹木，亦可能因應某些土地契約條款而需要承擔護養其地段範圍內或毗鄰地方的樹木。

倘若你的物業屬於共有業權，建議由業主立案法團統籌須共同承擔責任的樹木護養工作。如欲索取有關成立業主立案法團的資料，請諮詢當區的民政事務處。

如何減少樹木風險？

經評估樹木的具體風險，可以下列方法減低樹木風險：

- 限制場地使用；
- 拆除或搬移可能會被倒塌的樹木或枝條擊中的物件；
- 定期監測樹木和/或現場環境；
- 適當修剪樹木枝條；
- 安裝鋼纜、鋼釘和支撐架；及
- 移除樹木（如樹木因有任何結構缺陷或枯死而需要移除，業主應按照土地契約有關條款跟進處理）。

倘若沒有妥善護養的樹木，將會有何後果？

假如沒有妥善護養樹木，樹木可能會出現腐壞，甚至倒塌，導致人命傷亡和財物損失。如果意外不幸發生，你可能需要承擔大筆費用，用以修葺物業及向受影響人士作出賠償。

查詢

如需索取更多有關樹木管理和護養的資料，請致電 2848 2334，聯絡發展局樹木管理辦事處或電郵至 gltns@devb.gov.hk



Keep Your Trees Safe

Why is tree maintenance important?

Proper tree maintenance contributes to the healthy growth and good form of trees. Healthy and structurally stable trees are valuable assets to our environment.

Many tree failures are triggered by poor tree maintenance such as improper pruning, topping, damage to the root system and other malpractices in tree care. Tree failures could cause injury and loss of human lives and damage to properties.

Preliminary maintenance inspections

The primary purpose of Preliminary Maintenance Inspections is to identify the need for tree maintenance works. Property owners as well as property management or maintenance staff could carry out such preliminary maintenance inspections before seeking professional advice as necessary.

In carrying out preliminary maintenance inspections, you should check a tree for any of the following signs and take appropriate action (see 'Pictorial Guide for Tree Maintenance to Reduce Tree Risks').

1. Leaning
2. Dieback twigs/dead branches/hangers
3. Cracks/splits/wood decay/cavities
4. Severely cut/damaged roots
5. Fungal fruiting bodies
6. Topping/improper pruning

Trees are living organisms and their condition may change with time. Owners should inspect trees within their premises at least once a year and take appropriate precautionary measures before the onset of the wet season. Routine tree maintenance works should be carried out by a competent landscape service provider or an arborist/tree specialist.

Who is responsible?

Property owners are responsible for trees within their lots. Property owners may also be liable under specific lease conditions for the maintenance of trees within or adjoining their lot.

If your building is held in multiple ownership, it is preferable for the Owners' Corporation to coordinate the maintenance of the trees for which you are collectively responsible. If you need further advice on how to set up an Owners' Corporation, please consult your nearest District Office.

How to reduce Tree Risks?

Depending on the identified tree risks, abatement measures may include:

- Restricting access;
- Removal or relocating the objects that may be hit by a fallen tree/branch;
- Monitoring tree and/or site conditions;
- Appropriate pruning;
- Cabling, bracing and propping; and
- Tree removal (In case of any defective tree or dead tree requiring the removal, the tree owner should follow the requirements stipulated in the lease conditions where applicable).

What would happen if I did not maintain my trees?

If a tree is not well maintained, it will deteriorate and a tree failure may occur. This could result in injury to persons or damage to properties. If this happens, you may have to incur great expense to repair property and to compensate the victims.

Enquiry

For further information about tree management and maintenance, please contact Tree Management Office, Development Bureau by calling telephone no. 2848 2334 , or by e-mail to gitms@devb.gov.hk .

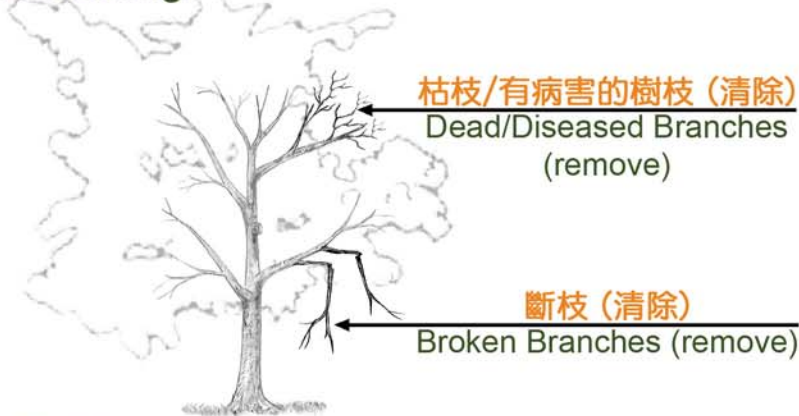
修剪樹木的對與錯 Do's and Don'ts in Pruning

目的 Objective

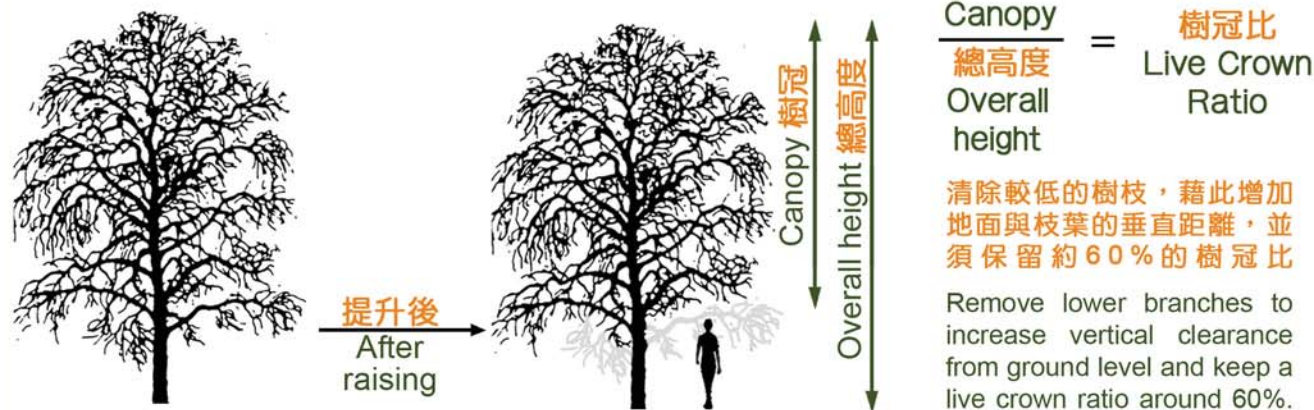
- 對 Do's**
- 在展開修剪工作前，須清楚定下修剪的目的。
 - 有需要時才修剪。
 - It is essential to establish clearly defined objectives before commencement of any pruning operation.
 - Prune as necessary.

常見的修剪 Common Types of Pruning

清理樹冠 Crown Cleaning



提升樹冠 Crown Raising



不要 Don'ts

- 不要過度修剪；如非需要，不應修剪。
- 每年修剪幅度應盡量減低；並且應避免不必要地修剪成熟或衰老的樹木。
- Do not prune excessively or unnecessarily.
- Keep annual pruning to the minimum and do not prune mature tree or over mature tree as far as practicable.

錯 X

獅尾式修剪 Lion Tailing



截頂 Topping



過度提升樹冠 Over Lifting

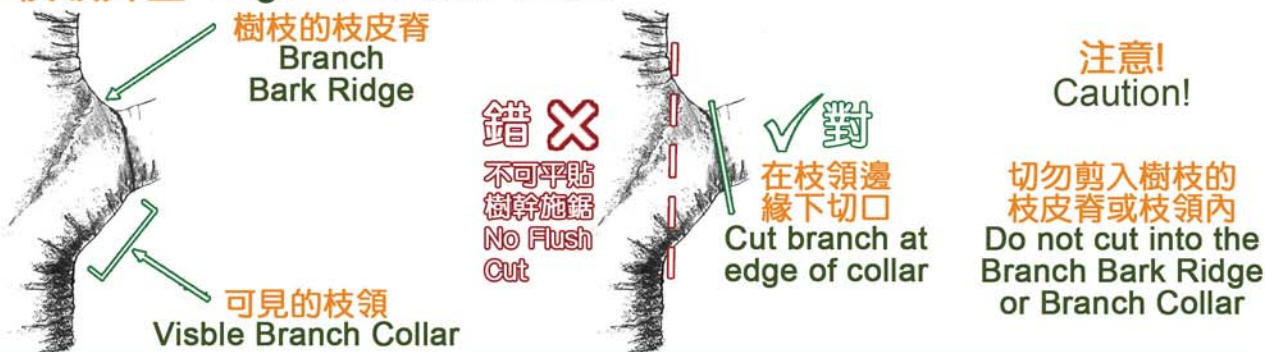
注意!
Caution!

樹冠比
太低
Live crown
ratio is
too low



應該在哪裡修剪? Where to prune?

枝領外圍 Edge of Branch Collar



留下枝柄 Stub remaining



過大的剪切口 Large Pruning Cut



平貼樹幹切割 Flush Cut



如何妥善地修剪樹木? How to make pruning cut?

三刀法 3-point Cut



扯脫樹皮 Bark Tearing



鋸齒狀的傷口 Jagged Wounds



備忘 Note

請瀏覽 <http://www.devb.gov.hk/greening/tc/preservation/guidelines.pdf> 網址，與「修剪樹木的一般指引」一起參照。
Please read in conjunction with 'Guidelines on Pruning' at <http://www.devb.gov.hk/greening/en/preservation/guidelines.pdf>

參考資料 References

Gilman, E. F., "An Illustrated Guide to Pruning", 2nd edition, Delmar Publishers, Albany NY, 2002
Gilman, E. F., Lilly S.J., "Best Management Practices- Tree Pruning", International Society of Arboriculture, US, 2002
Harris, R.W., Clark, J.R., & Matheny, N.P., "Arboriculture: Integrated Management of Landscape Trees, Shrubs, and Vines", 4th edition, Prentice Hall, Upper Saddle River, NJ, 2004
Hazell, J., et al., "Guidance Note 8- Framework For Tree Work Contracts", The Arboricultural Association, UK, 2009
Tree Care Industry Association, "American National Standard for Tree Care Operations- Tree, Shrub, and Other Woody Plant Maintenance- Standard Practices (Pruning) (A300, Part1)", Tree Care Industry Association, Manchester, NH, 2007

Fact Sheet for Tree Risk Assessment

樹木風險評估:參考圖冊



1 General Condition 基本狀況

Leaning tree (30° to 40°) with soil cracks in the soil surface
傾斜樹木(角度達30至40度)背後的土壤出現裂縫

longitudinal cracks 直條裂縫
horizontal cracks 橫向裂縫
buckling bark 樹皮皺起

Leaning tree with horizontal cracks in the upper (tension) side and/or buckling wood or bark on the lower (compression) side.
傾斜樹木背後的拉緊位置出現橫向裂縫，而在擠壓位置出現樹皮皺起的情況

HIGH RISK OF FAILURE

2 Crown Condition 樹冠狀況

Foliage canopy 有葉的樹冠
Total Height of Tree 樹高

Live Crown Ratio = $\frac{\text{Foliage canopy 有葉的樹冠}}{\text{Total Height of Tree 樹高}}$
活冠比

Dieback Twigs 樹枝枯死

Poor attachment 脆弱接合點

Epicormics 水橫枝

Crown topped 樹冠遭削頂

3 Branch Condition 枝幹狀況

Poor attachment 脆弱接合點
Splitting apart 向左右裂開

With Included Bark 內夾樹皮

Co-dominant leaders 等勢莖 **HIGH RISK OF FAILURE**

Cracks/splits 裂縫/裂開 **HIGH RISK OF FAILURE**

Dead branches 枯死 **HIGH RISK OF FAILURE**

Hanger 懸吊斷枝 **HIGH RISK OF FAILURE**

Cavity 樹洞

Wounds 明顯傷痕

Fungal fruiting bodies 呈現菌類子實體

Crossed branches 疊枝


Heavy lateral limb 重側枝

Fact Sheet for Tree Risk Assessment


樹木風險評估:參考圖冊



3 Branch Condition 枝幹狀況



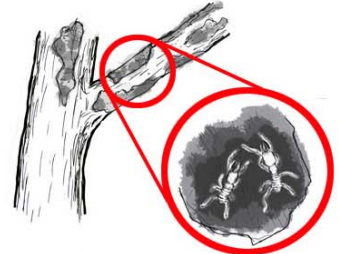
Lion's tailing 獅尾
(Excessive end weight on branches 枝端過重)



Bleeding/Sap Flow 滲液




Parasitic plants 寄生植物



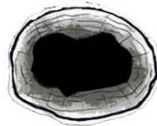
Sign of pests and disease
呈現病蟲害徵狀

4 Trunk Condition 樹幹狀況



Wood decay/cavity at basal area/root flare
樹腳/根部上有明顯腐爛或樹洞

Wood Decay and Cavity 腐爛/樹洞

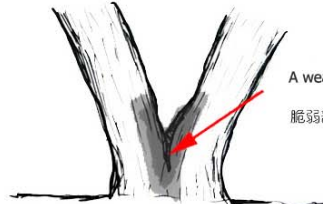


less than 30% of sound wood remains
樹幹上的實木少於30%



Open cavity decay more than 30% of cross section or open more than 120°
樹洞腐爛的橫切面多過30%或樹洞裂開角度多於120°

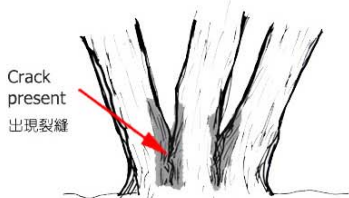
HIGH RISK OF FAILURE



A weak union with crack(s) and/decay
脆弱部分容易出現裂縫或腐爛

Codominant stems 等勢莖

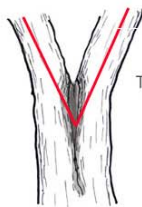
HIGH RISK OF FAILURE



Crack present
出現裂縫

Multiple attachments with included bark
多主幹及有內夾樹皮

HIGH RISK OF FAILURE



The stem is split in half by one or more cracks
樹幹沿著裂縫斷開

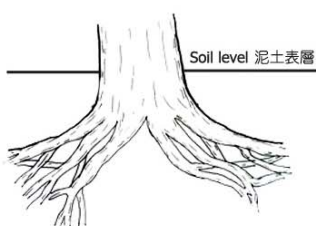
V-shaped crotch with cracks/split
V型樹榫有明顯的裂縫或裂開

HIGH RISK OF FAILURE



Fungal fruiting bodies
呈現菌類子實體

5 Root Condition 根部狀況



Soil level 泥土表層

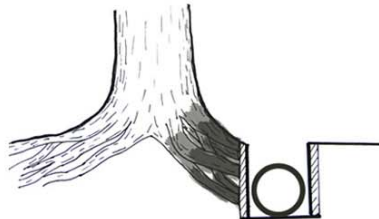
Root flare not visible
根脊不現

HIGH RISK OF FAILURE



Root rot 根部腐壞

HIGH RISK OF FAILURE



severely cut/pruned roots
根部經切割或截根

HIGH RISK OF FAILURE



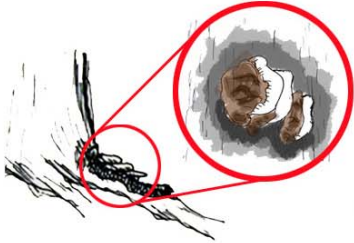
Cracks/splits 裂縫或裂開

Fact Sheet for Tree Risk Assessment

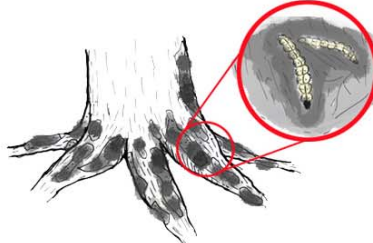
樹木風險評估:參考圖冊



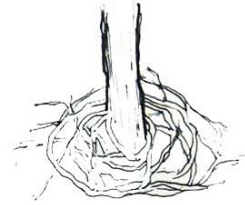
5 Root Condition 根部狀況



Fungal fruiting bodies
呈現菌類子實體



Termites/borers injury
白蟻或蛀心蟲蛀蝕



Girdling roots 纏繞根

6 Reference Book 參考書籍

- [1] Hayes E., "Evaluating Tree Defects", 2nd Edition, Safetrees, 2005.
- [2] Lilly S.J., "Arborists' Certification Study Guide", 3rd Edition, International Society of Arboriculture, USA, 2010.
- [3] Matheny N.P. and Clark J.R., "A Photographic Guide to the Evaluation of Hazard Trees in Urban Areas", International Society of Arboriculture, USA, 1993.
- [4] Harris R.W., Clark J.R. and Matheny N.P., "Arboriculture: Integrated Management of Landscape Trees, Shrubs, and Vines", 4th Edition, Prentice Hall, 2003.
- [5] Dept. of Environment, "The Body Language of Trees: A Handbook for Failure Analysis (Research for Amenity Trees)", Stationery Office Books, 1995.

FORM 1: TREE GROUP INSPECTION FORM

表格 1: 樹群檢查表格

General Information 基本資料

Department 部門:	TMO, DEVB	Inspection officer 巡查人員:	Officer A
File Ref. 檔案編號:		Endorsement Officer 覆核人員:	Officer B
Date of Inspection 巡查日期:	19th July 2010	Last Inspection Date 上次巡查日期:	-

Location Information 位置資料

Location Types 地點類別: (multiple answers allowed)	<input type="checkbox"/> Roadside planter 路旁花園	<input type="checkbox"/> Central divider 中央分隔帶	<input type="checkbox"/> Tree pit 樹穴
	<input checked="" type="checkbox"/> Public Park 公園	<input type="checkbox"/> Village environs 鄉村範圍	<input type="checkbox"/> Remote countryside 偏遠郊區
	<input type="checkbox"/> Vacant G. land 政府空置土地	<input type="checkbox"/> Unallocated G. land 未撥用的政府土地	
	<input type="checkbox"/> Recreational site/facilities inside Country Park 郊野公園內康樂用地或設施		
	<input type="checkbox"/> SIMAR slopes 系統性鑑辨維修責任的斜坡		
	<input type="checkbox"/> Others (please specify) 其他 (請說明):		

General Tree Information 基本樹木資料

Main tree species in the group 在群組內的主要樹種 (or tree photos if there is difficulty for the site staff to fill in the species information)	Approx. % 該樹種在群組內的百分比	Range of tree height (m) 該樹種高度範圍	Average age class 平均樹齡 (young, semi-mature, mature, senescent 幼, 半成熟, 成熟, 衰老)	General condition of tree 一般狀況 (good, fair, poor 好, 良, 差)	Other remarks 其他評語
<i>Araucaria cunninghamii</i> 南洋杉	40	8-15	Mature	Health(Good)/Structure(Good)	
<i>Livistona chinensis</i> 蒲葵	5	6-8	Semi-mature - Mature	Health(Good)/Structure(Good)	
<i>Mangifera indica</i> 杢果	20	10-12	Mature	Health(Good)/Structure(Fair)	1 nos. OVT
<i>Bauhinia sp.</i> 洋蹄甲屬	10	4-5	Semi-mature	Health(Good)/Structure(Fair)	1 nos. with topping cut
<i>Alstonia scholaris</i> 糖膠樹	20	5-8	Semi-mature	Health(Good)/Structure(Fair)	1 nos. with included bark
<i>Magnolia grandiflora</i> 荷花玉蘭	5	4-5	Mature	Health(Good)/Structure(Fair)	

Target 目標

TARGET (people or property potentially affected by tree failure) 目標 (因樹木倒塌而受影響的人或財產)
Does target exist inside the tree group 目標位處於樹群範圍內? <input checked="" type="checkbox"/> Yes 是 <input type="checkbox"/> No 否
Can target be moved 能否移除目標? <input type="checkbox"/> Yes 是 <input checked="" type="checkbox"/> No 否
Can use of site be restricted 場地可否被限制使用? <input type="checkbox"/> Yes 是 <input checked="" type="checkbox"/> No 否
Frequency of use of location 該地點被使用次數: <input type="checkbox"/> Occasional use 偶爾使用 <input type="checkbox"/> Intermittent use 間歇性使用 <input checked="" type="checkbox"/> Frequent use 頻繁使用 <input type="checkbox"/> Constant use 經常使用

Identification of Trees for Follow-up Action or Detailed Tree Risk Assessment 鑑定何類樹木需作跟進行動或風險評估

Trees falling under the following criteria 樹木屬於以下任何一項或多於一項類別	Quantity 數量	Follow-up Action 跟進行動
(1) Old and Valuable Tree (OVT) 古樹名木 (use Form 2)	1	1 nos. OVT - LSCD CW/111 for Form 2 inspection
(2) Stonewall tree 石牆樹 (use Form 2)		
(3) Outstanding tree on complaint list related to structural or health problems 已尚待處理的投訴個案中被識別為有結構或健康問題的樹木 (see Note 1)		
(4) Tree species of mature size with brittle branches 屬樹幹脆弱品種並已介成熟樹齡而健康或結構欠佳的高大樹木 (see Note 1)	1	1 nos. <i>Alstonia scholaris</i> for structural pruning
(5) Tree with major defects or health problems 有明顯缺陷或健康問題的樹木 (see Note 1)	1	1 nos. <i>Bauhinia sp.</i> for corrective pruning
(6) Trees growing in very stressful site conditions 生長於非常擠壓環境的樹木 (see Note 1)		

Attached Information 附夾資料

<input checked="" type="checkbox"/> Site plan 場地平面圖
<input type="checkbox"/> Orthophoto 正射影像
<input checked="" type="checkbox"/> Tree photo 樹木相片
<input type="checkbox"/> Others 其他 (please specify 請說明)

Note 1: It is not mandatory to conduct a detailed tree risk assessment for a tree if immediate remedial action (such as branch pruning, removal of dead trunk etc.) is to be taken, after which the potential risk will be mitigated to the extent that the tree no longer fall under the criteria. If necessary, please provide supplementary information sheet to record the follow-up action taken.

備註 1: 若該危害已作即時補救或適當處理(如枝幹修剪, 枯幹移除等), 則不需再作詳細風險評估。如有需要, 請提供有關跟進行動之紀錄作資料補充。

Attached information

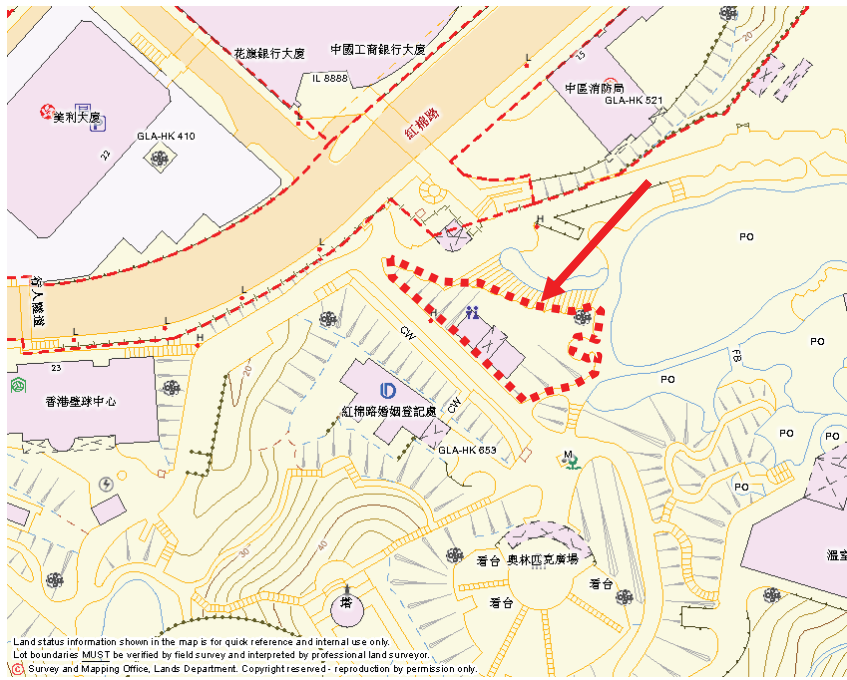


Fig 1. Site Plan



Fig. 2 Tree photo

樹群檢查現場示範



- 路線 (步行約十分鐘)
- 🌳 進行樹木風險評估的位置
- ⋯⋯ 進行樹群檢查的位置
- Ⓛ 避雨亭
- 🚻 廁所

接受檢查的樹群 (東面)



接受檢查的樹群 (南面)



FORM 2: TREE RISK ASSESSMENT FORM

表格 2: 樹木風險評估表格

General Information 基本資料

Department 部門: TMO, DEVB		Inspection officer 巡查人員:	Officer A
Date of Inspection 巡查日期: 19th July 2010		Endorsement Officer 覆核人員:	Officer B
Inspection frequency 巡查週期: 6 months		Last Inspection Date 上次巡查日期:	-

Location Information 位置資料

Tree ID 樹木編號: OVT - LSCD CW/111		Tree Species 樹木品種: Mangifera indica 杧果	
Location 地點:			
Location Types 地點類別: (multiple answers allowed 可選多於一項): Hong Kong Park Behind Olympic	<input type="checkbox"/> Roadside planter 路旁花園	<input type="checkbox"/> Central divider 中央分隔帶	<input type="checkbox"/> Tree pit 樹穴
	<input checked="" type="checkbox"/> Public Park 公園	<input type="checkbox"/> Village environs 鄉村範圍	<input type="checkbox"/> Remote countryside 偏遠郊區
	<input type="checkbox"/> Vacant G. land 政府空置土地	<input type="checkbox"/> Unallocated G. land 未撥用的政府土地	
	<input type="checkbox"/> Recreational site/facilities inside Country Park 郊野公園內康樂用地或設施		
	<input type="checkbox"/> SIMAR slopes 系統性鑑辨維修責任的斜坡		
	<input type="checkbox"/> Others (please specify) 其他 (請說明):		
Tree DBH 胸徑 (mm): 950	Tree Height 樹高 (m): 17	Tree Spread 樹冠闊度 (m): 16	
Age class 樹齡組別:	<input type="checkbox"/> young 幼	<input type="checkbox"/> semi-mature 半成熟	<input checked="" type="checkbox"/> mature 成熟 <input type="checkbox"/> senescent 衰老

GENERAL CONDITION 基本狀況	CROWN CONDITION 樹冠狀況	Severity of Defects 嚴重程度: (see note 1 見附註一)	BRANCH CONDITION 枝幹狀況	Severity of Defects 嚴重程度: (see note 1 見附註一)
Tree vigor 茁壯程度: <input type="checkbox"/> Good 好 <input checked="" type="checkbox"/> Average 良 <input type="checkbox"/> Poor 差	Heavy crown load 樹冠負荷太重: <input type="checkbox"/> Yes 是 <input checked="" type="checkbox"/> No 否		<input type="checkbox"/> Co-dominant leaders 等勢莖	
Foliage density 葉片密度: <input checked="" type="checkbox"/> Normal 正常 <input type="checkbox"/> Sparse 稀疏	Live crown ratio 樹冠比: (foliage canopy / total height of tree) 有葉的樹冠 / 樹高 <input type="checkbox"/> Low 低 < 40% <input checked="" type="checkbox"/> Medium 中 41 - 70% <input type="checkbox"/> High 高 > 71%	O	<input type="checkbox"/> Multiple attachments with included bark 多主幹及有內夾樹皮	
Foliage colour 葉片顏色: <input checked="" type="checkbox"/> Normal 正常 <input type="checkbox"/> Chlorotic 萎黃 <input type="checkbox"/> Brown (signs of wilting) 褐色 (呈現枯萎徵狀)	Dieback twigs 嫩枝枯死: <input checked="" type="checkbox"/> <5% crown 樹冠 <input type="checkbox"/> 6 - 20% crown 樹冠 <input type="checkbox"/> 21 - 50% crown 樹冠 <input type="checkbox"/> >50% crown 樹冠	O	<input type="checkbox"/> Cavities 樹洞	
Leaf Size 葉片大小: <input checked="" type="checkbox"/> Normal 正常 <input type="checkbox"/> Abnormal 不正常	Abnormal defoliation 不尋常落葉: <input checked="" type="checkbox"/> <5% crown 樹冠 <input type="checkbox"/> 6 - 20% crown 樹冠 <input type="checkbox"/> 21 - 50% crown 樹冠 <input type="checkbox"/> >50% crown 樹冠	O	<input type="checkbox"/> Cracks/splits 裂縫/裂開	O
Lean 傾斜: <input type="checkbox"/> Yes 是 <input checked="" type="checkbox"/> No 否 Degree from vertical 傾斜角度: <input type="checkbox"/> Natural due to photo-tropism/ self - corrected 趨光性或自然調節 <input type="checkbox"/> Unstable root-plate 根基不穩	Epicormics 水橫枝: <input checked="" type="checkbox"/> Yes 是 <input type="checkbox"/> No 否	O	<input checked="" type="checkbox"/> Wounds 明顯傷痕	
Soil cracks or cracks in structure(s) behind lean 有土壤裂縫或 裂縫處於傾斜部位背後: <input type="checkbox"/> Yes 是 <input checked="" type="checkbox"/> No 否	Crown reduced/excessively thinned/ topped/ pollarded: 樹冠大幅減少 或削頂 或截頭 <input type="checkbox"/> Yes 是 <input checked="" type="checkbox"/> No 否		<input type="checkbox"/> Mechanical injury 機械破損	
	Signs of pests and disease 呈現病蟲害徵狀: <input type="checkbox"/> Yes 是 <input checked="" type="checkbox"/> No 否 (If yes please specify type 如有請說明種類)		<input type="checkbox"/> Crooks/abrupt bends 不常規彎曲	
			<input type="checkbox"/> Fungal fruiting bodies 呈現菌類子實體	
			<input checked="" type="checkbox"/> Dead branches 枯死	O
			<input type="checkbox"/> Cross branches 疊枝	
			<input type="checkbox"/> Heavy lateral limb 重側枝	
			<input type="checkbox"/> Lion's tailing 獅尾 (excessive end weight on branch 枝端過重)	
			<input type="checkbox"/> Bleeding/sap flow 滲液	
			<input type="checkbox"/> Hangers 懸吊斷枝	
			Parasitic plants 寄生植物: <input type="checkbox"/> Yes 是 <input checked="" type="checkbox"/> No 否	
			Signs of pests and disease 呈現病蟲害徵狀: <input type="checkbox"/> Yes 是 <input checked="" type="checkbox"/> No 否 (If yes please specify type 如有請說明種類)	

Note 1: Severity of defects can be categorized as "Severe"(S), "Moderate" (M), "Low" (L) and "Insignificant" (O)
附註一: 嚴重程度可分為 "極之嚴重" (S), "中度嚴重" (M), "輕度嚴重" (L), 及 "不嚴重" (O).

TRUNK CONDITION 主幹狀況	Severity of Defects 嚴重程度: (see note 1 見附註一)
<i>(multiple answers allowed 可選多於一項):</i>	
<input type="checkbox"/> Decay 腐爛(open 可見的) Length 高: _____ (mm) Width 闊: _____ (mm) Depth 深: _____ (mm)	
<input type="checkbox"/> Cavity 樹洞(open 可見的) Length 高: _____ (mm) Width 闊: _____ (mm) Depth 深: _____ (mm)	
<input type="checkbox"/> Poor taper 不良漸尖生長	
<input type="checkbox"/> Codominant Stems 等勢莖	
<input type="checkbox"/> Multiple attachments with included bark 多主幹及有內夾樹皮	
<input type="checkbox"/> V-shaped crotch V 型樹樑	
<input type="checkbox"/> Cracks/splits 裂縫或裂開	
<input type="checkbox"/> Abnormal bark crack 不尋常樹皮爆裂	
<input checked="" type="checkbox"/> Bulge 腫脹	M (wound wood)
<input type="checkbox"/> Fungal fruiting bodies 呈現菌類子實體	
<input type="checkbox"/> Exposed dead wood 枯幹外露	
<input type="checkbox"/> Mechanical injury 機械破損	
<input type="checkbox"/> Large wound/ crack/ decay on circumference 大範圍破損或爆裂或腐爛	
Signs of other pests and disease 呈現病蟲害徵狀: <input type="checkbox"/> Yes 是 <input checked="" type="checkbox"/> No 否 <i>(If yes please specify type 如有請說明種類)</i>	

ROOT CONDITION 根部狀況	Severity of Defects 嚴重程度: (see note 1 見附註一)
<i>(multiple answers allowed 可選多於一項):</i>	
<input type="checkbox"/> Root flare not visible 根脊不現	
<input type="checkbox"/> Root rot 根部腐壞	
<input type="checkbox"/> Cracks/splits 裂縫或裂開	
<input type="checkbox"/> Cut/pruned roots 根部經切割或截根	
<input type="checkbox"/> Fungal fruiting bodies 呈現菌類子實體	
<input type="checkbox"/> Dead surface roots 根部枯萎	
<input type="checkbox"/> Exposed root 根部外露	
<input type="checkbox"/> Mechanical injury 機械破損	
<input type="checkbox"/> Termites/borers injury 白蟻或蛀心蟲蛀蝕	
<input type="checkbox"/> Root-plate movement 根基移位	
<input type="checkbox"/> Girdling roots 纏繞根	
Rooting area restricted 根部伸展範圍受限制: <input checked="" type="checkbox"/> Yes 是 <input type="checkbox"/> No 否 <i>(If yes pls specify type 如有請說明)</i>	L
<input type="checkbox"/> Drain 渠道	
<input checked="" type="checkbox"/> Footpath/pavement 行人道	
<input type="checkbox"/> Road curb 路肩	
<input type="checkbox"/> Retaining structure 護土結構	
<input type="checkbox"/> Footings or railings 地基或欄杆	
<input type="checkbox"/> Root barrier 根障裝置	
<input type="checkbox"/> Others (please specify): 其他(請說明)	
Signs of other pests and disease 呈現病蟲害徵狀: <input type="checkbox"/> Yes 是 <input checked="" type="checkbox"/> No 否 <i>(If yes please specify type 如有請說明種類)</i>	

SITE CONDITION 樹木生長環境
<i>(multiple answers allowed 可選多於一項):</i>
Site disturbed by construction activities like 鄰近環境受工程活動影響:
<input type="checkbox"/> Road widening 道路擴寬
<input type="checkbox"/> Drain replacement 渠道重鋪
<input type="checkbox"/> Soil grade reduce/ increase 地表上升或下降
<input type="checkbox"/> Site clearing 地盤平整活動
<input type="checkbox"/> Soil compaction 土壤擠壓
<input type="checkbox"/> Soil heaving 土壤脹起
<input type="checkbox"/> Laying of underground 鋪設地下設施
<input type="checkbox"/> Laying of new footpath 鋪設行人道
<input type="checkbox"/> New flower beds/ new lawn below tree 在樹下加建花園/草坪
<input type="checkbox"/> Irrigation facilities 灌溉設施
<input type="checkbox"/> Others (please specify): 其他(請說明)
Planting area paved 種植面積被覆蓋或鋪設: <input checked="" type="checkbox"/> Yes 是 <input type="checkbox"/> No 否 (restricted root growth area inside dripline 於滴水線範圍內有障礙物限制根部延伸)
<input type="checkbox"/> <25% <input type="checkbox"/> 26-50%
<input checked="" type="checkbox"/> 51-75% <input type="checkbox"/> >75%
Width of planting area 種植面積範圍 (restricted root zone 根部生長範圍)
<input type="checkbox"/> < 1.2m <input type="checkbox"/> 1.3- 2m
<input type="checkbox"/> 2.1- 3m <input checked="" type="checkbox"/> 3.1- 4m
<input type="checkbox"/> > 4m
Position of tree exposure to wind 樹木受風情況:
<input type="checkbox"/> Single tree 單獨一棵
<input type="checkbox"/> Tree above the canopy 樹冠以上
<input checked="" type="checkbox"/> Edge of a group of trees 樹群邊緣
<input type="checkbox"/> Recently exposed 新近外露
<input type="checkbox"/> Wind-throw area 風拔地點
<input type="checkbox"/> Wind direction 風向

TARGET (people or property potentially affected by tree failure) 目標 (因樹木倒塌而受影響的人或財產):			
Use under tree 在樹下之用途: (multiple answers allowed 可選多於一項):			
<input type="checkbox"/> Building 建築物	<input type="checkbox"/> Parking 停車位	<input type="checkbox"/> Traffic 交通	<input checked="" type="checkbox"/> Recreation 康樂
<input type="checkbox"/> Gathering point 聚集地點	<input checked="" type="checkbox"/> Pedestrians 行人道	<input checked="" type="checkbox"/> Hardscapes 硬景物	
<input type="checkbox"/> Others 其他 (please specify 請說明):			
Can target be moved 能否移除目標?		<input type="checkbox"/> Yes 是	<input checked="" type="checkbox"/> No 否
Can use of site be restricted 場地可否被限制使用?		<input type="checkbox"/> Yes 是	<input checked="" type="checkbox"/> No 否
Frequency of use of location 該地點被使用次數:			
<input type="checkbox"/> Occasional use 偶爾使用	<input type="checkbox"/> Intermittent use 間歇性使用	<input checked="" type="checkbox"/> Frequent use 頻繁使用	<input type="checkbox"/> Constant use 經常使用

Note 1: Severity of defects can be categorized as "Severe"(S), "Moderate" (M), "Low" (L) and "Insignificant" (O)
附註一: 嚴重程度可分為 "極之嚴重" (S), "中度嚴重"(M), "輕度嚴重"(L), 及 "不嚴重"(O).

HAZARD RATING 危害評估:	
<input type="checkbox"/> Tree or part likely to fall 部份有可能倒塌: <input type="checkbox"/> Trunk 樹幹 <input checked="" type="checkbox"/> Branch/limb 枝幹 <input type="checkbox"/> Whole 整棵	Failure potential 倒塌可能: <input checked="" type="checkbox"/> 1=low 低 <input type="checkbox"/> 2=medium 中 <input type="checkbox"/> 3=high 高 <input type="checkbox"/> 4=severe 極高
Failure Potential + Size of Part + Target Rating = Hazard Rating 倒塌可能 + 部位大小 + 目標評估 = 危害評估 1 + 1 + 3 = 5	Size of part 部位大小: <input checked="" type="checkbox"/> 1= < 150mm <input type="checkbox"/> 2= 150 - 450mm <input type="checkbox"/> 3= 451 - 750mm <input type="checkbox"/> 4= > 750mm Target rating 目標評估: <input type="checkbox"/> 1 - occasional use 偶爾使用 <input type="checkbox"/> 2 - intermittent use 間歇性使用 <input checked="" type="checkbox"/> 3 - frequent use 頻繁使用 <input type="checkbox"/> 4 - constant use 經常使用

HAZARD ABATEMENT or FOLLOW-UP CORRECTIVE ACTIONS 減輕危害途徑或跟進修正行動(can tick more than one 可選多於一項):	
<input type="checkbox"/> Immediate action 即時處理 (date 日期:) <input checked="" type="checkbox"/> Needs further inspection within 6 months 需於 6 月後再次覆檢 (check wound wood with tomography) <input type="checkbox"/> No further action is required 不需進一步跟進	
Prune 修剪: <input type="checkbox"/> Remove defective parts 移去有缺陷部份 <input type="checkbox"/> Crown thinning 樹冠疏減 <input type="checkbox"/> Crown cleaning 清理樹冠	<input type="checkbox"/> Remove dead branches 移去枯萎枝條 <input type="checkbox"/> Remove stubs 移去殘端部份 <input type="checkbox"/> Crown reduction 縮減樹冠
Tree Removal 移走樹木: <input type="checkbox"/> Yes 是 <input checked="" type="checkbox"/> No 否	
Cable/brace 纜索或支撐: <input type="checkbox"/> Yes 是 <input checked="" type="checkbox"/> No 否	
Move target 移走目標: <input type="checkbox"/> Yes 是 <input checked="" type="checkbox"/> No 否	
Restrict use within fall zone 限制使用倒塌範圍: <input type="checkbox"/> Yes 是 <input checked="" type="checkbox"/> No 否	
Pest/ disease control 控制病蟲害: <input type="checkbox"/> Yes 是 <input checked="" type="checkbox"/> No 否	
Soil/ disease testing 測試泥土病蟲害: <input type="checkbox"/> Yes 是 <input checked="" type="checkbox"/> No 否	
Fertilising 施肥: <input type="checkbox"/> Yes 是 <input checked="" type="checkbox"/> No 否	
Comments 評註:	

ATTACHED INFORMATION 附夾資料:	
<input checked="" type="checkbox"/> Site plan/orthophoto 場地平面圖 / 正射影像 <input type="checkbox"/> Resistograph chart 微鑽阻力測試表 <input type="checkbox"/> Others 其他 (please specify 請說明)	<input checked="" type="checkbox"/> Tree photo 樹木相片 <input checked="" type="checkbox"/> Tomography 聲納圖像

(12.02.2010)

Note 1: Severity of defects can be categorized as "Severe"(S), "Moderate" (M), "Low" (L) and "Insignificant" (O)
 附註一: 嚴重程度可分為 "極之嚴重" (S), "中度嚴重"(M), "輕度嚴重"(L), 及 "不嚴重"(O).

Attached information



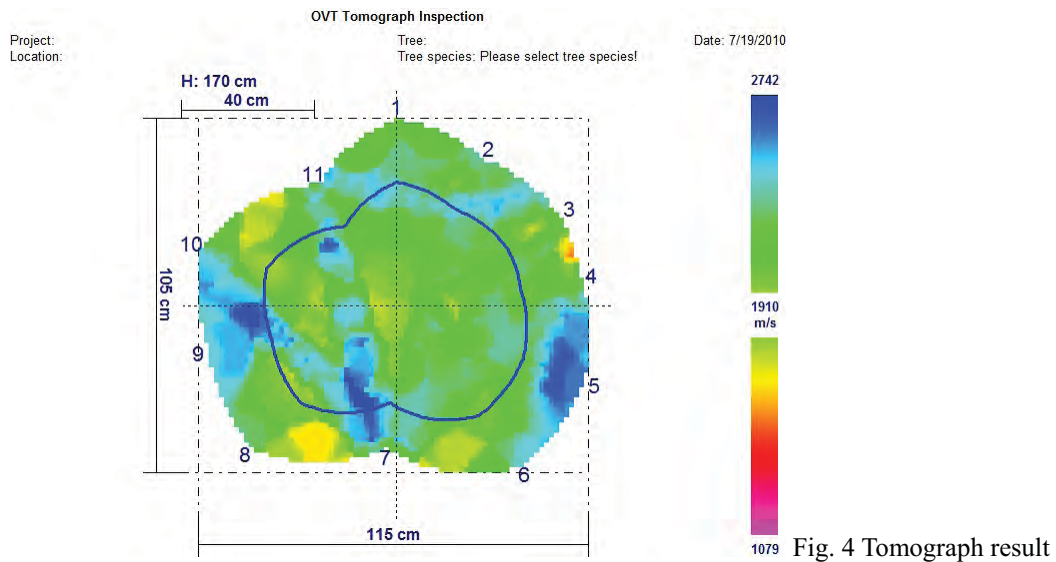
Fig 1. Site Plan



Fig 2 Tree photo



Fig 3 OVT name plate



樹木檢查現場示範

接受詳細風險評估的樹木(南面)








接受詳細風險評估的樹木(東面)



位置圖



-  路線 (步行約十分鐘)
-  進行樹木風險評估的位置
-  進行樹群檢查的位置
-  避雨亭
-  廁所



 返回
Back

* 發現懷疑有問題樹木的日期及時間：

Date and time of identifying the suspected tree problem(s) :

樹木品種(如知道)：

Tree species (if known) :

樹木所在地：

Location of the tree(s) :

* 路/區域：

Road / Area :

* 地區：

District :

* 附近地標：

Near:

(請填寫最接近的街道號碼或燈柱編號)

(Please give nearest street number or lamp post number)

樹木出現的問題 (可選多於一項)：

Tree problem observed (may tick more than one box) :

出現嚴重傾斜
severe leaning

在樹根附近的土壤或建築物出現裂縫
soil cracks or cracks in structures behind the tree

白蟻
termite

在樹幹/樹枝上有大型的破損或外露的樹洞
large wound/open cavity on trunk/branch(es)

在樹幹/樹枝上有裂開情況
cracks/splits on trunk/branch(es)

枯死枝條或不尋常落葉(例如:在生長季節大量落葉)
dead branch(es)/abnormal defoliation

懸吊斷枝
broken branch(es) hanging from tree

根部因挖掘工程受損
root damage caused by trenching

過度修剪
excessive pruning

樹皮剝落
loosened bark

有真菌子實體
fungal fruiting bodies observed

其他補充資料 (請說明)

Other supplementary information (please specify)

護樹報告 Tree Care Report (電子版)

樹木相片(如有的話) :	相片一	<input type="text"/>	<input type="button" value="瀏覽..."/>
Photos of Tree (if available) :	Photo 1		
檔案大小：每個檔案1M bytes 或以下	相片二	<input type="text"/>	<input type="button" value="瀏覽..."/>
File size: 1Mbytes or below for each file	Photo 2		
	相片三	<input type="text"/>	<input type="button" value="瀏覽..."/>
	Photo 3		

多謝你積極參與，令香港的樹木更安全。

Thank you for your participation in enhancing tree safety in Hong Kong.

個人資料 (非必要)

政府部門會將以下個人資料作聯絡用途及查詢報告內所載樹木的資料。

Notes about Personal Data (not mandatory)

The personal data provided by you below will be used by the relevant Government departments for the purpose of communication with you on matters relating to your report.

姓名 :	<input type="text"/>
Name :	
聯絡電話號碼 :	<input type="text"/>
Contact telephone no. :	
電郵地址 :	<input type="text"/>
E-mail address :	

我同意可將本人的聯絡資料轉交有關政府部門，以便跟進及直接聯絡本人。

I agree that my personal contact details may be released to the concerned Government departments to facilitate follow-up actions and communication with me.

備註: * 必須填寫

Remark : * Mandatory fields

© 2010 樹木管理辦事處. 版權所有.

© 2010 Tree Management Office. All rights reserved.

修訂日期: 2010年7月

Last revision date: July 2010

人樹共融 綠滿家園 People, Trees, Harmony

護樹報告 Tree Care Report



發現懷疑有問題樹木的日期及時間

Date and time of identifying suspected tree problem(s):

樹木品種 (如知道):

Tree species (if known):

樹木所在地

Location of the tree(s):

路/區域

Road/Area : _____

地區

District: _____

附近地標

Near: _____

(請填寫最近的街道號碼或燈柱編號)

(Please give nearest street number or lamp post number)

樹木出現的問題 (可選多於一項)

Tree problem observed (may tick more than one box):

出現嚴重傾斜
severe leaning

在樹根附近的土壤或建築物出現裂縫
soil cracks or cracks in structures behind the tree

白蟻
termite

在樹幹/樹枝上有大型的破損或外露的樹洞
large wound/ open cavity on trunk/ branch(es)

在樹幹/樹枝上有裂開情況
cracks/ splits on trunk/ branch(es)

枯死枝條或不尋常落葉(例如:在生長季節大量落葉)
dead branch(es)/ abnormal defoliation

懸吊斷枝
broken branch(es) hanging from tree

根部因挖掘工程受損
root damage caused by trenching

過度修剪
excessive pruning

樹皮剝落
loosened bark

有真菌子實體
fungal fruiting bodies observed

其他補充資料 (請說明)
Other supplementary information
(please specify)



樹木相片 (如有的話)
Photos of tree (if available)

多謝你積極參與，令香港的樹木更安全。
Thank you for your participation in enhancing tree safety in Hong Kong.

個人資料 (非必要)

政府部門會將以下個人資料作聯絡用途及查詢報告內所載樹木的資料。

Notes about Personal Data (not mandatory)

The personal data provided by you below will be used by relevant Government departments for the purpose of communication with you on matters relating to your report.

姓名:
Name:

聯絡電話號碼
Contact telephone no.:

電郵地址:
E-mail address:

我同意可/不同意*將本人的聯絡資料轉交有關政府部門，以便跟進及直接聯絡本人。
I agree/ disagree* that my personal contact details may be released to the concerned Government departments to facilitate follow-up actions and communication with me.

* 請刪去不適用者 delete as appropriate

使用者須知 (非電子表格專用) :

報告懷疑有問題的樹木簡單方便。你可以透過下列途徑提交此表格：

1. 傳真至 1823 電話中心 (傳真號碼：2760 1823) 或電郵至 tellme@1823.gov.hk；或
2. 傳真至發展局的樹木管理辦事處 (傳真號碼：2186 6932) gltms@devb.gov.hk 或 trees@devb.gov.hk。

Notes to Users (For non-e form only):

Reporting suspected tree problems is easy. You may send in this form through the following channels:

1. Submit the report to the 1823 Call Centre by fax (fax number: 2760 1823) or by e-mail to tellme@1823.gov.hk; or
2. Report to Tree Management Office, DEVB by fax (fax number: 2186 6932) or by e-mail to gltms@devb.gov.hk or trees@devb.gov.hk.

(一) 樹木檢查




















(二) 樹木風險評估




















(三) 聲納探測器示範







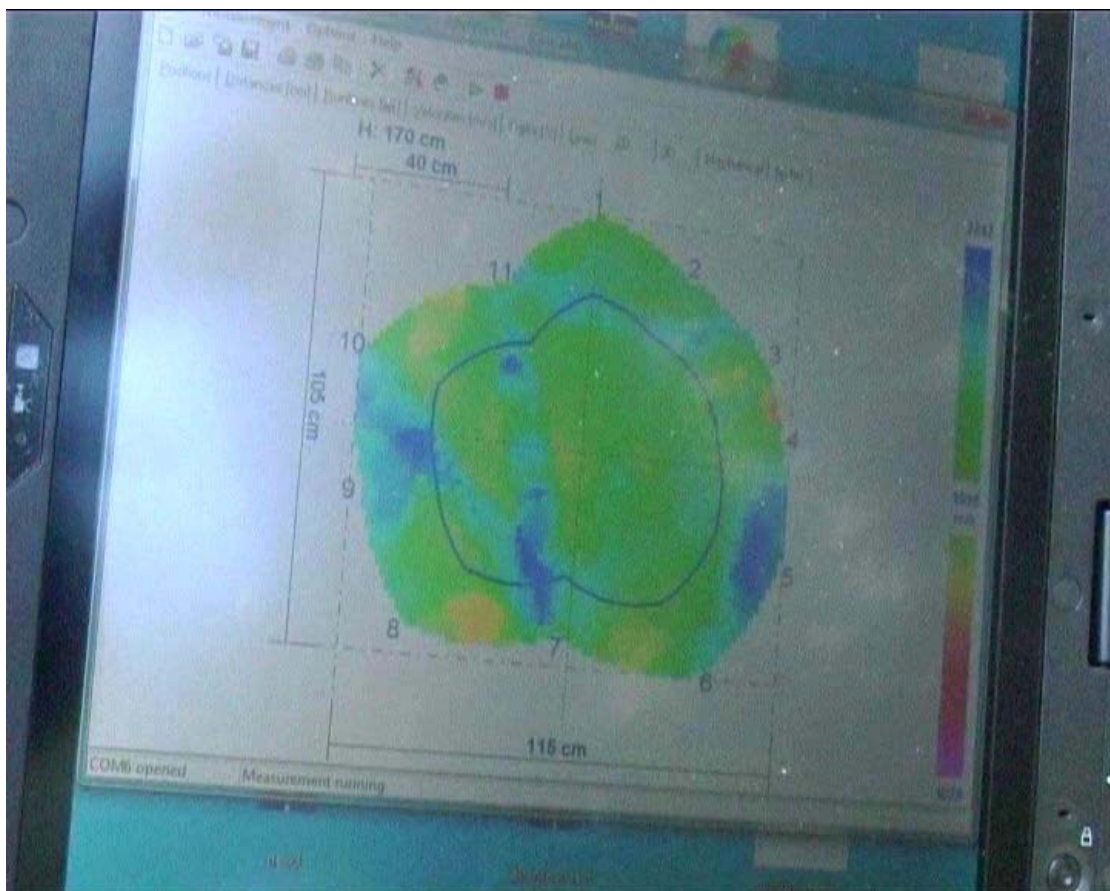














樹木風險管理

發展局 工務科
樹木管理辦事處



簡介內容:

- 樹木管理辦事處的工作重點
- 樹木風險管理安排



綠化、園境及樹木管理組轄下 樹木管理辦事處的工作



政務司司長領導的
樹木管理專責小組
進行全面檢討

31.3.2009

發表《樹木管理專
責小組 - 人樹共融
綠滿家園》報告，
提出多項建議，由
發展局負責綠化、
園境和樹木管理方
面的政策

29.6.2009

綠化、園境及樹木
管理組正式成立

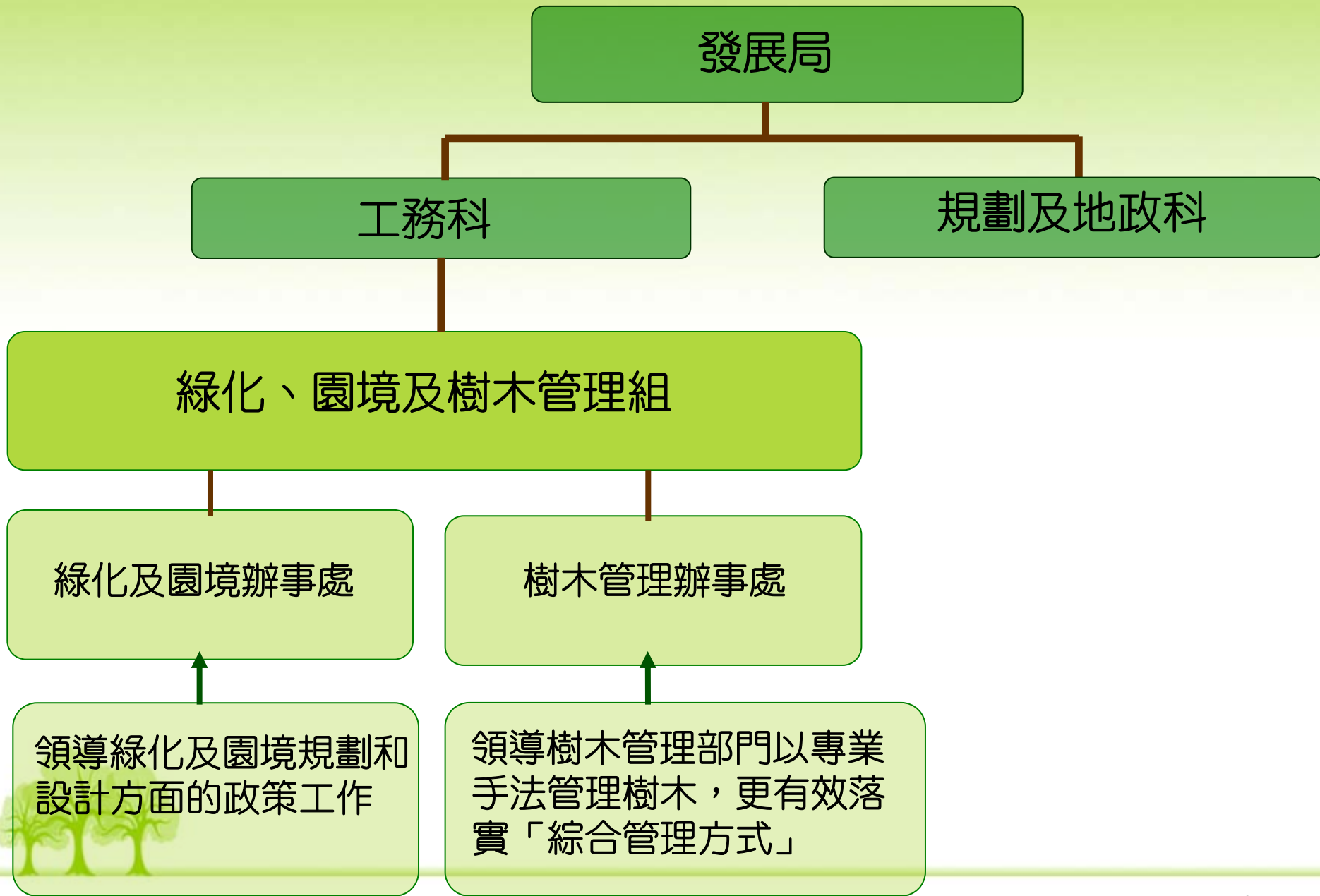
1.3.2010



綠化方針：

- 採用全面而專業的手法，積極推廣綠化工作，透過廣植花草樹木、美觀的園境設計和妥善護理植物，提供可持續的優質綠化城市環境





綠化、園境及樹木管理組

完善規劃



優良設計



妥當施工



悉心管理



將綠化的上下遊工作結合考慮，
推動優質綠化工作



樹木管理辦事處的工作重點



掌握樹木生長周期，妥善管理樹木



樹木管理辦事處的工作重點:

- (一) 加強管理樹木風險
- (二) 倡導優質的樹木管理方式
- (三) 完善樹木管理投訴機制和緊急應變安排
- (四) 加強培訓
- (五) 加強公眾教育和社區參與



Pictorial Guide for Tree Maintenance to Reduce Tree Risks
減低樹木風險的樹木護養簡易圖解

Please take immediate action when any of the following situations is identified.
 如樹木有以下狀況，請從速處理。

- 1 General Condition**

Leaning Tree 傾斜樹木
 基本狀況: Leaning tree with horizontal cracks in the upper trunk area and/or bulging wood or bark on the lower trunk area.
 樹木向一邊傾斜，且在樹幹上部出現橫向裂縫，或在樹幹下部出現木質膨脹或樹皮隆起。
 基本狀況: Leaning tree (20% or less) with soil cracks in the soil surface.
 樹木向一邊傾斜（20%或以下），且土壤表面出現裂縫。
RISK OF TREE FAILURE
 樹木有倒塌風險。
Recommendation 建議
 Recommend to add support system or may need to remove the tree.
 建議加設支撐系統或需移除樹木。
- 2 Crown Condition**

Dieback Twigs 樹枝枯死
 樹冠狀況: Dieback twigs on tree crown.
 樹冠頂上出現枯枝。
Recommendation 建議
 Pruning 修剪樹枝。
 May need to investigate if roots have been damaged.
 需檢查樹根是否受損。
- 3 Branch Condition**

Dead Branch 樹枝枯死
 樹冠狀況: Dead branch.
Crack/Split 裂縫或裂開
 樹冠狀況: Crack/split.
Hanger 懸吊樹枝
 樹冠狀況: Hanger.
Recommendation 建議
 Pruning 修剪樹枝。
 recommended position of pruning cut 建議修剪位置。
- 4 Trunk Condition**

V-shaped Crotch with Cracks/Splits 等角型 V型樹冠有裂縫或裂開
 樹幹狀況: The stem is split by one or more cracks.
 樹幹因受裂縫影響。
Codominant stems 等角型
 樹幹狀況: A weak union with cracks and decay.
 樹幹因受裂縫及腐爛影響。
RISK OF TREE FAILURE
 樹木有倒塌風險。
Recommendation 建議
 Recommend to add support system or may need to remove the tree.
 建議加設支撐系統或需移除樹木。

Greening, Landscape and Tree Management Section Development Bureau




(一) 加強管理樹木風險

- 及時適當處理位於人流高／車流高地點而又有問題的樹木，減低對公眾及財物構成的風險
- 製備通用的樹木風險評估方法，並加強培訓，協助掌握評估技術
- 發布經詳細檢查而需繼續留意的樹木，(www.trees.gov.hk)，鼓勵市民協助監察樹木狀況



(二) 倡導優質的樹木管理方式

- 制訂及頒布樹木管理的標準、指引和良好作業方式，提升專業水平
- 進行研究，掌握專業知識
 - 如何選擇合適的植樹品種
 - 如何選擇合適的種植土壤
 - 香港常見樹木的木質強韌度
 - 香港常見導致樹木腐爛的生物媒體
- 與本地和非本地樹木管理機構及樹木專家 交流護樹經驗
- 籌組樹木管理專家小組



(三) 完善樹木管理投訴機制和緊急應變安排

- 由“1823”集中受理有關樹木管理的公眾投訴及查詢，並迅速轉介相關部門處理
- 推出簡易的護樹報告表格，方便市民報告懷疑有問題的樹木
- 擬訂完備的緊急應變安排



人樹共融 綠滿家園 People, Trees, Harmony	
護樹報告 Tree Care Report	
發現懷疑有問題樹木的日期及時間 Date and time of identifying suspected tree problem(s):	
樹木品種 (如知道): Tree species (if known):	
樹木所在地 Location of the tree(s):	
路/區域 Road/Area: _____	
地區 District: _____	
附近地標 Near: _____	
(請填寫最近的地道號碼或燈柱編號) (Please give nearest street number or lamp post number)	
樹木出現的問題 (可選多於一個) Tree problem observed (may tick more than one box):	懸吊斷枝 broken branch(es) hanging from tree
<input type="checkbox"/> 出現嚴重傾斜 severe leaning	<input type="checkbox"/> 根部因挖腳工程受損 root damage caused by trenching
<input type="checkbox"/> 在樹根附近的土壤或建築物出現裂縫 soil cracks or cracks in structures behind the tree	<input type="checkbox"/> 過度修剪 excessive pruning
<input type="checkbox"/> 白蟻 termite	<input type="checkbox"/> 樹皮剝落 loosened bark
<input type="checkbox"/> 在樹幹/樹枝上有大型的破損或外露的樹洞 large wound/ open cavity on trunk/ branch(es)	<input type="checkbox"/> 有真菌子實體 fungal fruiting bodies observed
<input type="checkbox"/> 在樹幹/樹枝上有裂開情況 cracks/ splits on trunk/ branch(es)	<input type="checkbox"/> 其他補充資料 (請說明) Other supplementary information (please specify)
<input type="checkbox"/> 枯死枝條或不尋常落葉(例如:在生長季節大量落葉) dead branch(es)/ abnormal defoliation	_____ _____ _____
備有繁體和國語 Tree Management Office 72012	



(四) 加強培訓

- 成立樹木管理培訓委員會，協助各部門制訂培訓及人力發展策略
- 與本地培訓機構和專上教育院校聯繫，提供更多培訓機會，提升部門和業界在樹木管理方面的專業水平



(五) 加強公眾教育和社區參與

- 培育市民愛護樹木的意識，教導市民及業界認識優質的樹木管理手法



- 推行各類型的公眾教育及社區參與活動



樹木風險管理



樹木狀況因下列因素不斷變化:



狂風



死



暴雨




生



- 樹木的生長周期
- 外來因素
(例如生長環境及惡劣天氣)



病



雷暴



老



高溫

樹木風險管理

- 發展局統籌樹木管理部門加強樹木風險管理
- 制訂具體風險評估方法和步驟
- 提供培訓
- 監察部門有效推行樹木風險管理工作



樹木風險評估

兩個主要考慮因素:

(1) 可能受影響的目標物



+

(2) 折枝或樹木倒塌
的潛在機會率



樹木風險評估

- 按步驟有系統地進行風險評估
- 適時地採取合適的減輕風險措施，保障公眾安全
- 備存記錄，方便跟進及日後參考

樹木風險評估程序

步驟1

以地點為本



識別需優先管理樹木風險的地點
(尤其留意人流車流高的地點)



步驟2


以樹木為本



樹群檢查



為選定樹木進行詳細樹木風險評估

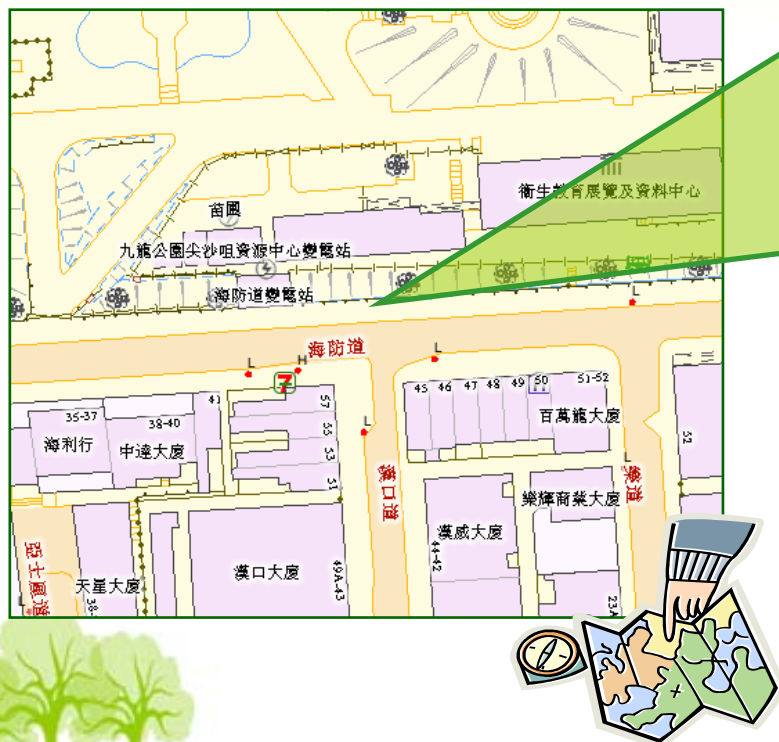


樹木風險評估步驟1: 以地點為本



步驟1 以地點為本

識別一旦折枝或樹木倒塌會嚴重危害公眾安全的地點，訂立風險管理優先次序

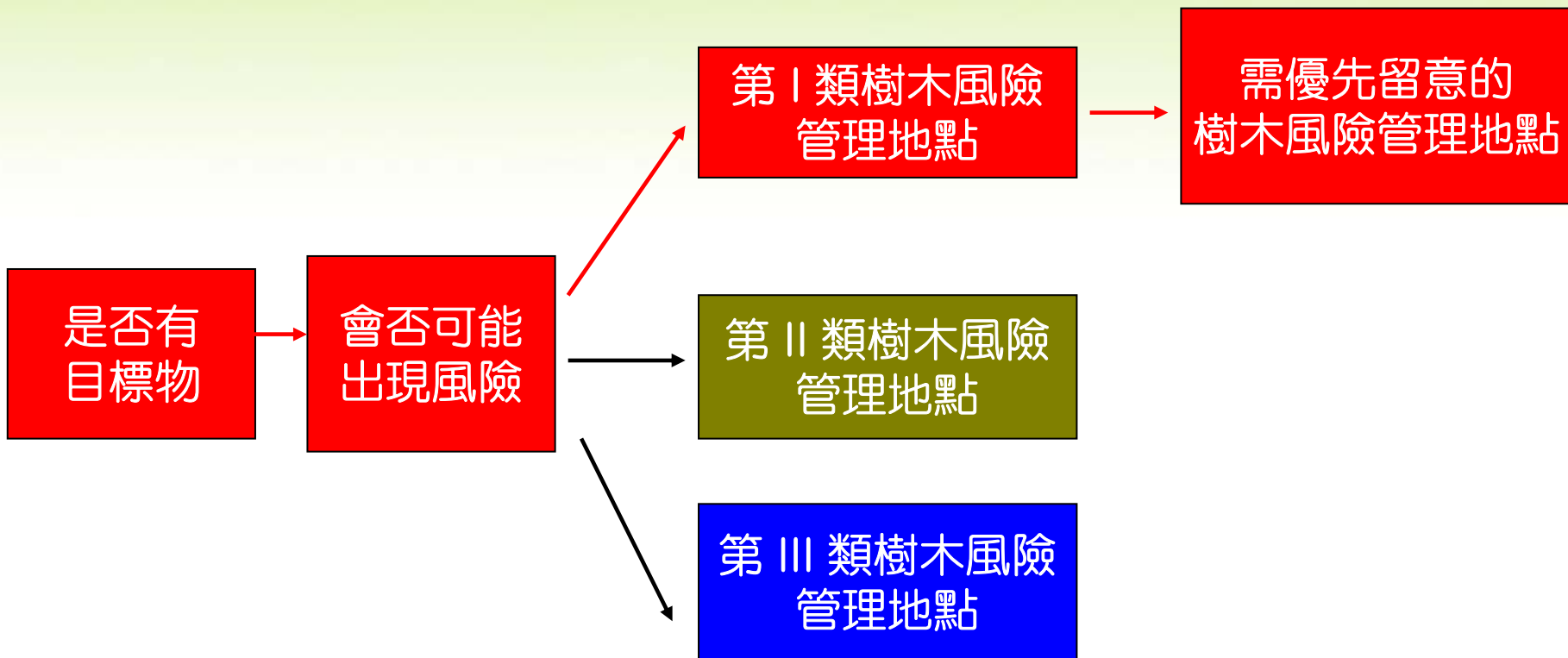


頻密使用
(高車流/高人流)



海防道

步驟1 以地點為本



如何劃分需優先管理樹木風險的地點

目標物使用種有樹木地點的頻密程度	樹木風險管理地點類別
<u>頻密使用</u> 交通和行人流量高的地方，例如公園、遊樂場、人多的街道、繁忙的道路、學校等	第 I 類
<u>非經常使用</u> 交通和行人流量低的地方，例如出入受限制的通路旁、郊區道路、鄉村小徑等	第 II 類
<u>甚少使用</u> 甚少人車出入的地方，例如難以到達的地方、偏遠郊區的斜坡、密林地、公眾不能到達的維修通路等	第 III 類

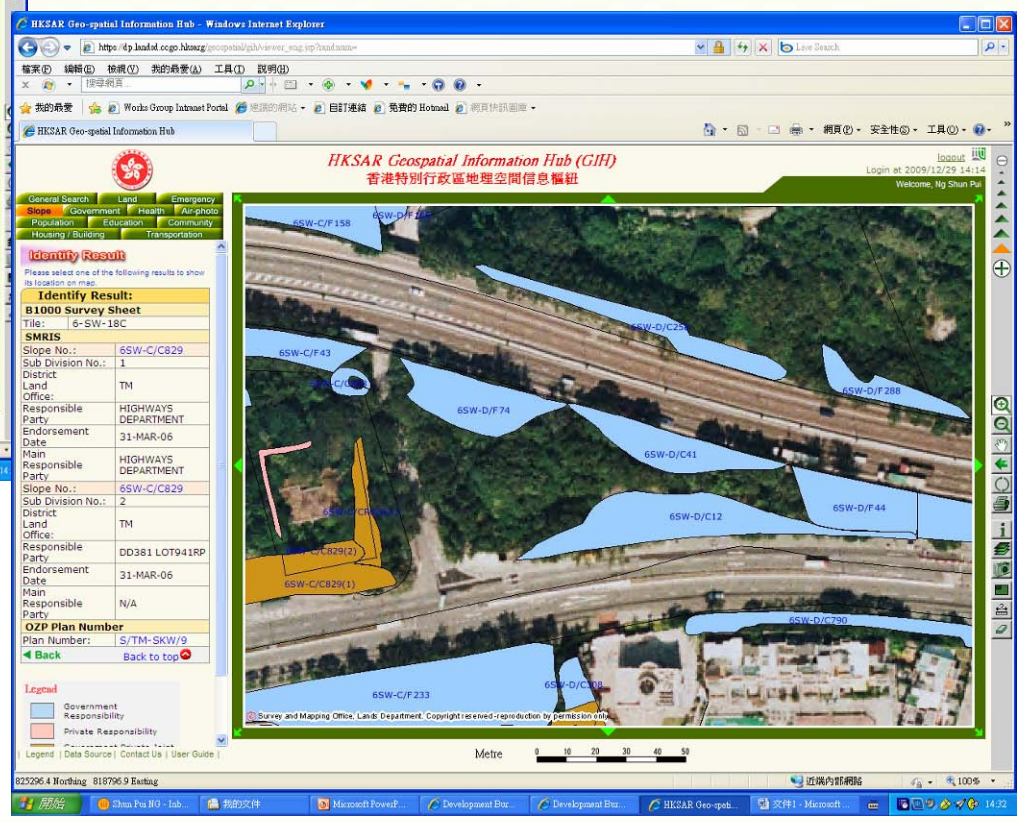
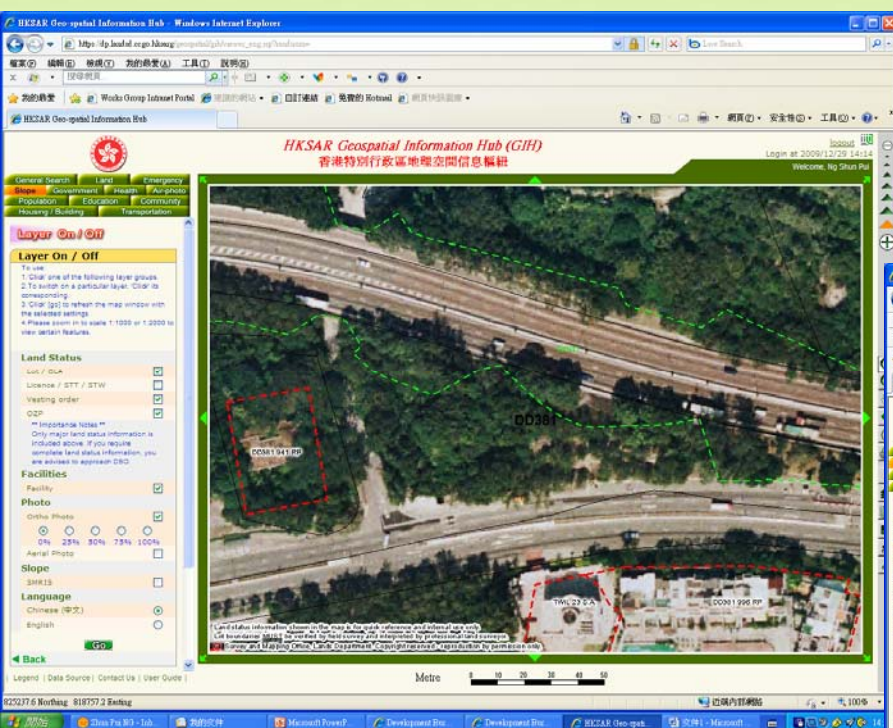


“以地點為本”的評估示例


- 路政署
- 康樂及文化事務署



路政署示例： 沿屯門高速公路



路政署示例： 沿屯門高速公路




註：所有標示的樹
木所在地均屬假
設，僅作示例。



路政署示例： 沿屯門高速公路

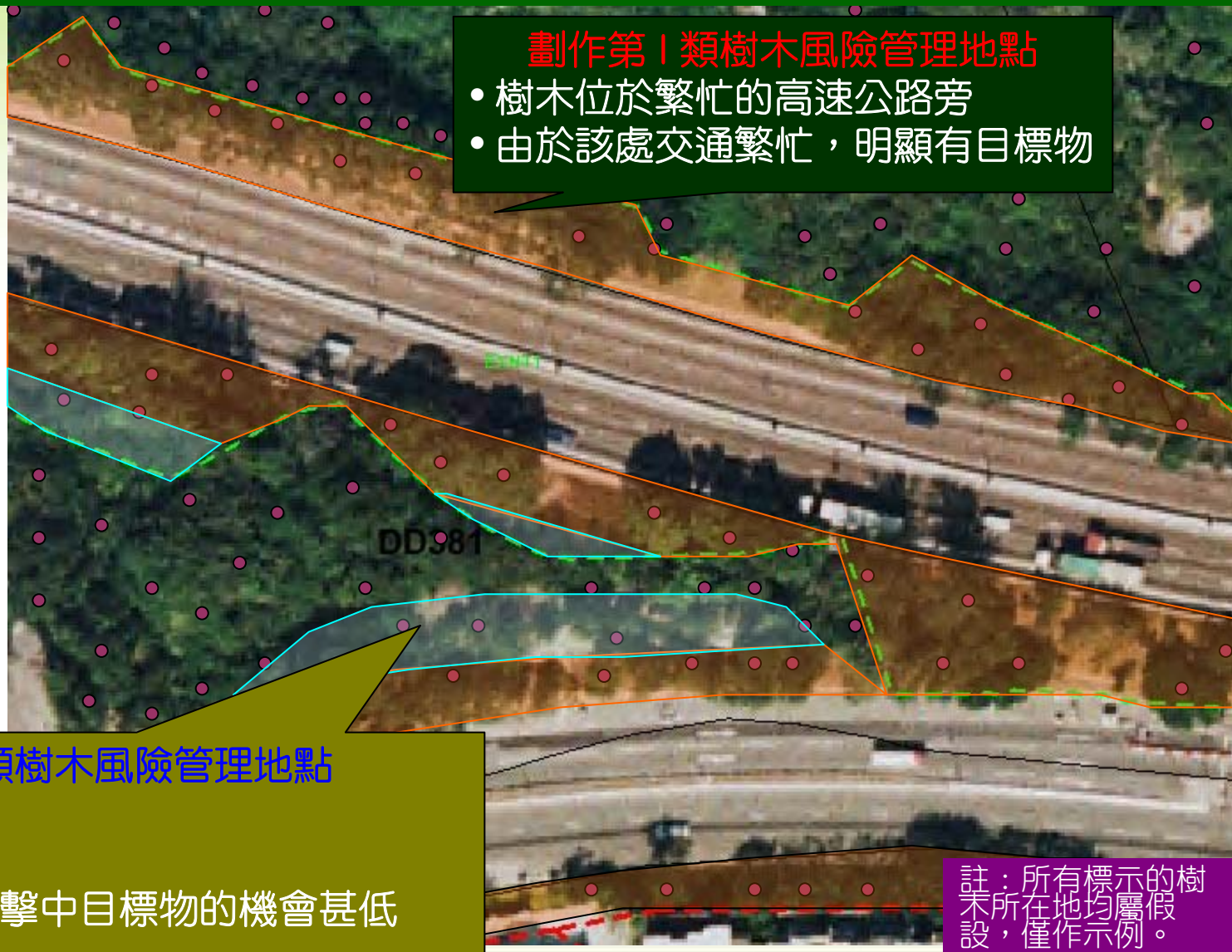
路政署的樹木護養範圍 — 高速公路範圍和系統性鑑辨本港斜坡維修責任記錄冊內的斜坡



註：所有標示的樹木所在地均屬假設，僅作示例。



路政署示例： 沿屯門高速公路



劃作第 I 類樹木風險管理地點

- 樹木位於繁忙的高速公路旁
- 由於該處交通繁忙，明顯有目標物

劃作第 III 類樹木風險管理地點

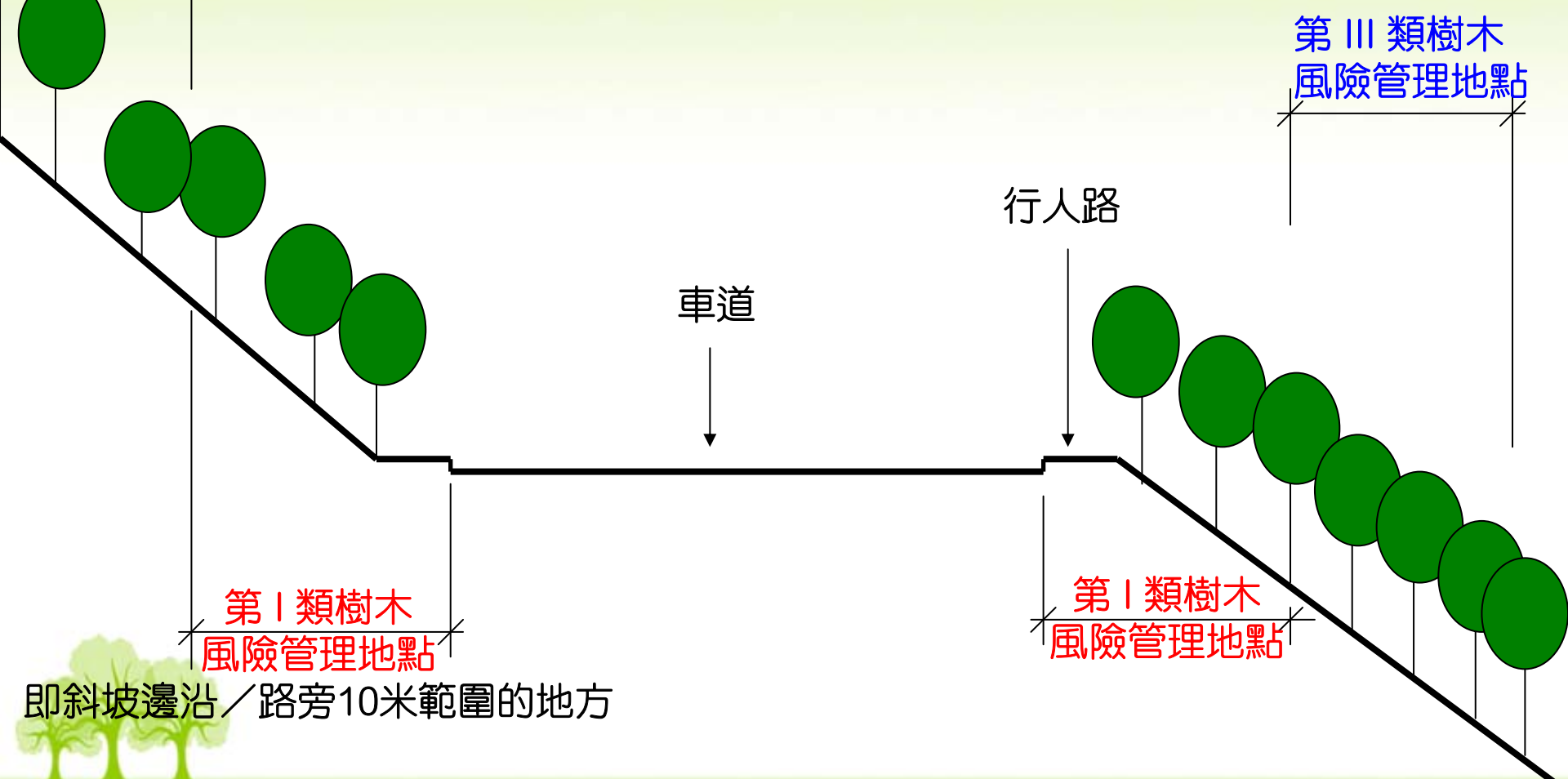
- 樹木遠離車道
- 不易通往
- 枝折或樹幹倒塌時擊中目標物的機會甚低

註：所有標示的樹木所在地均屬假設，僅作示例。

路政署示例： 沿屯門高速公路

第 III 類樹木

風險管理地點



第 III 類樹木
風險管理地點

行人路

車道

第 I 類樹木
風險管理地點

第 I 類樹木
風險管理地點

即斜坡邊沿 / 路旁 10 米範圍的地方

高速公路範圍和系統性鑑辨本港斜坡維修責任記錄冊內由路政署管轄的斜坡



康樂及文化事務署示例： 九龍公園內及沿尖沙咀彌敦道的樹木

The screenshot displays the HKSAR Geospatial Information Hub (GIH) interface. The main map area shows an aerial view of Kowloon Park with several land parcels outlined in red dashed lines and labeled: KIL 10710 (SITE D), KIL 10159, KIL 10316, and GLA-K 263. The text "九龍公園" is overlaid in yellow on the map. The left sidebar contains a "Layer On / Off" panel with the following sections:

- General Search**: Slope, Government, Health, Air-photo, Population, Education, Community, Housing / Building, Transportation.
- Layer On / Off**: To use: 1. Click one of the following layer groups. 2. To switch on a particular layer, Click its corresponding. 3. Click [go] to refresh the map window with the selected settings. 4. Please zoom in to scale 1:1000 or 1:2000 to view certain features.
- Land Status**:
 - Lot / GLA
 - Licence / STT / STW
 - Vesting order
 - OZP** Importance Notes **
Only major land status information is included above. If you require complete land status information, you are advised to approach DSO.
- Facilities**: Facility
- Photo**:
 - Ortho Photo
 - 0% 25% 50% 75% 100%
 - Aerial Photo
- Slope**: SMRIS
- Language**: Chinese (中文) English

At the bottom of the map, there is a disclaimer: "Land status information shown in the map is for quick reference and internal use only. Lot boundaries MUST be verified by field survey and interpreted by professional land surveyor. Survey and Mapping Office, Lands Department. Copyright reserved. reproduction by permission only."



康樂及文化事務署示例： 九龍公園內及沿尖沙咀彌敦道的樹木



康樂及文化事務署示例： 九龍公園內及沿尖沙咀彌敦道的樹木

劃作第 I 類樹木風險管理地點

- 多人流的行人路
- 大部分時間均有大量目標物
- 需優先管理樹木風險的地點

劃作第 I 類樹木風險管理地點

- 公園遊人使用頻密的地點
- 大部分時間均有大量目標物
- 需優先管理樹木風險的地點

需為第 I 類樹木風險管理地點
內符合揀選條件的樹木“以樹
木為本”的樹木評估

Land status information shown in the map is for quick reference and internal use only.



樹木風險評估步驟2: 以樹木為本



步驟2 以樹木為本

按“以地點為本”的評估方法確定地點後，實地識別及評估樹木健康及結構狀況

樹群檢查



檢查樹群內的樹木



步驟2 以樹木為本

從樹群的樹種、高度、樹齡及其健康與結構狀況作初步分析



FORM 1: TREE GROUP INSPECTION FORM

表格 1: 樹群檢查表格

General Information 基本資料

Department 部門:	Inspection officer 巡查人員:	Post 職位:
File Ref. 檔案編號:	Endorsement Officer 覆核人員:	Post 職位:
Date of Inspection 巡查日期:	Last Inspection Date 上次巡查日期:	

Location Information 位置資料

Location Types 地點類別: (multiple answers allowed)	<input type="checkbox"/> Roadside planter 路旁花槽	<input type="checkbox"/> Central divider 中央分隔帶	<input type="checkbox"/> Tree pit 樹穴
	<input type="checkbox"/> Public Park 公園	<input type="checkbox"/> Village environs 鄉村範圍	<input type="checkbox"/> Remote countryside 偏遠郊區
	<input type="checkbox"/> Vacant G. land 政府空置土地	<input type="checkbox"/> Unallocated G. land 未撥用的政府土地	
	<input type="checkbox"/> Recreational site/facilities inside Country Park 郊野公園內康樂用地或設施		
	<input type="checkbox"/> SIMAR slopes 系統性蟲害維修責任的斜坡		
	<input type="checkbox"/> Others (please specify) 其他 (請說明):		

General Tree Information 基本樹木資料

Main tree species in the group 在群組內的主要樹種 (or tree photos if there is difficulty for the site staff to fill in the species information)	Approx. % 該樹種在群組內的百分比	Range of tree height (m) 該樹種高度範圍	Average age class 平均樹齡 (young, semi-mature, mature, senescent 幼, 半成熟, 成熟, 衰暮)	General condition of tree health and structure 一般健康與結構狀況 (good, fair, poor 好, 良, 差)	Other remarks 其他評語

Target 目標

TARGET (people or property potentially affected by tree failure) 目標 (因樹木倒塌而受影響的人或財產)
Does target exist inside the tree group 目標位處於樹群範圍內? <input type="checkbox"/> Yes 是 <input type="checkbox"/> No 否
Can target be moved 能否移除目標? <input type="checkbox"/> Yes 是 <input type="checkbox"/> No 否
Can use of site be restricted 場地可否被限制使用? <input type="checkbox"/> Yes 是 <input type="checkbox"/> No 否
Frequency of use of location 該地點被使用次數: <input type="checkbox"/> Occasional use 偶爾使用 <input type="checkbox"/> Intermittent use 間歇性使用 <input type="checkbox"/> Frequent use 頻繁使用 <input type="checkbox"/> Constant use 經常使用

Identification of Trees for Follow-up Action or Detailed Tree Risk Assessment 鑑定何類樹木需作跟進行動或風險評估

Trees falling under the following criteria 樹木屬於以下任何一項或多於一項類別	Quantity 數量 (numbers)	Follow-up Action 跟進行動
(1) Old and Valuable Tree (OVT) 古樹名木 (use Form 2)		
(2) Stonewall tree 石牆樹 (use Form 2)		
(3) Outstanding tree on complaint list related to structural or health problems 已向待處理的投訴個案中被識別為有結構或健康問題的樹木 (see Note 1)		
(4) Tree species of mature size with brittle branches 屬樹幹輪弱品種並已介成熟樹齡而健康或結構欠佳的喬木大樹 (see Note 1)		
(5) Tree with major defects or health problems 有明显缺陷或健康問題的樹木 (see Note 1)		
(6) Trees growing in very stressful site conditions 生長於非常揮壓環境的樹木 (see Note 1)		

Attached Information 附夾資料

<input type="checkbox"/> Site plan 場地平面圖
<input type="checkbox"/> Orthophoto 正射影像
<input type="checkbox"/> Tree photo 樹木相片
<input type="checkbox"/> Others 其他 (please specify) 請說明:

Note 1: It is not mandatory to conduct a detailed tree risk assessment for a tree if immediate remedial action (such as branch pruning, removal of dead trunk etc.) is to be taken, after which the potential risk will be mitigated to the extent that the tree no longer fall under the criteria. If necessary, please provide supplementary information sheet to record the follow-up action taken.

備註 1: 若該危樹已作即時補救或適當處理(如枝幹修剪, 結幹移除等), 則不需再作詳細風險評估, 如有需要, 請提供有關跟進行動之紀錄作資料補充。

步驟2 以樹木為本

樹木評估流程



(2) 樹冠



(4) 樹幹



(3) 樹枝



(1) 整棵樹木總體狀況



(5) 樹根



評估樹木的風險



步驟2 以樹木為本

如樹群內有下述樹木：

- 古樹名木
- 石牆樹
- 已尚待處理的投訴個案中被識別為有結構或健康問題的樹木
- 屬樹幹脆弱品種並已介成熟樹齡而健康或結構欠佳的高大樹木
- 有明顯缺陷或健康問題的樹木
- 生長於非常擠壓環境的樹木

減輕風險
的措施

詳細的樹木
風險評估

步驟2 以樹木為本

從樹木的基本狀況、樹冠、枝幹、主幹及根部狀況和樹木生長環境作詳細的評估，並因應樹木的健康及結構狀況建議減輕風險的措施

FORM 2: TREE RISK ASSESSMENT FORM

表格 2: 樹木風險評估表格

General Information 基本資料				
Department 部門:	Inspection officer 巡查人員:	Post 職位:		
Date of Inspection 巡查日期:	Endorsement Officer 覆核人員:	Post 職位:		
Inspection frequency 巡查週期:	Last Inspection Date 上次巡查日期:			
Location Information 位置資料				
Tree ID 樹木編號:	Tree Species 樹木品種:			
Location 地點:				
Location Types 地點類別: <i>(multiple answers allowed)</i> 可選多於一項:	<input type="checkbox"/> Roadside planter 路旁花圃	<input type="checkbox"/> Central divider 中央分隔帶	<input type="checkbox"/> Tree pit 樹穴	
	<input type="checkbox"/> Public Park 公園	<input type="checkbox"/> Village environs 鄉村範圍	<input type="checkbox"/> Remote countryside 偏遠郊區	
	<input type="checkbox"/> Vacant G land 政府空置土地	<input type="checkbox"/> Unallocated G land 未撥用的政府土地		
	<input type="checkbox"/> Recreational site/facilities inside Country Park 郊野公園內康樂用地或設施			
	<input type="checkbox"/> SIMAR slopes 系統性蟲網維修責任的斜坡			
	<input type="checkbox"/> Others <i>(please specify)</i> 其他 (請說明):			
Tree DBH 胸圍 (mm):	Tree Height 樹高 (m):	Tree Spread 樹冠闊度 (m):		
Age class 樹齡組別:	<input type="checkbox"/> young 幼	<input type="checkbox"/> semi-mature 半成熟	<input type="checkbox"/> mature 成熟	
<input type="checkbox"/> senescent 衰老				
GENERAL CONDITION 基本狀況	CROWN CONDITION 樹冠狀況	Severity of Defects 嚴重程度: <i>(see note 1)</i>	BRANCH CONDITION 枝幹狀況 <i>(multiple answers allowed)</i> 可選多於一項:	Severity of Defects 嚴重程度: <i>(see note 1)</i>
Tree vigor 茁壯程度: <input type="checkbox"/> Good 好 <input type="checkbox"/> Average 良 <input type="checkbox"/> Poor 差	Heavy crown load 樹冠負荷太重: <input type="checkbox"/> Yes 是 <input type="checkbox"/> No 否		<input type="checkbox"/> Co-dominant leaders 等勢莖	
Foliage density 葉片密度: <input type="checkbox"/> Normal 正常 <input type="checkbox"/> Sparse 稀疏	Live crown ratio 樹冠比: <i>(foliage canopy / total height of tree)</i> 有葉的樹冠 / 樹高 <input type="checkbox"/> Low 低 < 40% <input type="checkbox"/> Medium 中 41 - 70% <input type="checkbox"/> High 高 > 71%		<input type="checkbox"/> Multiple attachments with included bark 多主幹及有內夾樹皮	
Foliage colour 葉片顏色: <input type="checkbox"/> Normal 正常 <input type="checkbox"/> Chlorotic 萎黃 <input type="checkbox"/> Brown (signs of wilting) 褐色 (呈現枯萎萎狀)	Dieback twigs 嫩枝枯死: <input type="checkbox"/> <5% crown 樹冠 <input type="checkbox"/> 6 - 20% crown 樹冠 <input type="checkbox"/> 21 - 50% crown 樹冠 <input type="checkbox"/> >50% crown 樹冠		<input type="checkbox"/> Cavities 樹洞	
Leaf Size 葉片大小: <input type="checkbox"/> Normal 正常 <input type="checkbox"/> Abnormal 不正常	Abnormal defoliation 不尋常落葉: <input type="checkbox"/> <5% crown 樹冠 <input type="checkbox"/> 6 - 20% crown 樹冠 <input type="checkbox"/> 21 - 50% crown 樹冠 <input type="checkbox"/> >50% crown 樹冠		<input type="checkbox"/> Cracks/splits 裂縫/裂開	
Lean 傾斜: <input type="checkbox"/> Yes 是 <input type="checkbox"/> No 否 Degree from vertical 傾斜角度: <input type="checkbox"/> Natural due to phototropism/self-corrected 趨光性或自然調節 <input type="checkbox"/> Unstable root-plate 根基不穩	Epicormics 水橫枝: <input type="checkbox"/> Yes 是 <input type="checkbox"/> No 否		<input type="checkbox"/> Wounds 明顯傷痕	
Soil cracks or cracks in structure(s) behind lean 有土壤裂縫或裂縫處於傾斜部位背後: <input type="checkbox"/> Yes 是 <input type="checkbox"/> No 否	Crown reduced/excessively thinned/ topped/ pollarded: 樹冠大幅減少 或削頂 或截頭 <input type="checkbox"/> Yes 是 <input type="checkbox"/> No 否		<input type="checkbox"/> Mechanical injury 機械破壞	
	Signs of pests and disease 呈現病蟲害徵狀: <input type="checkbox"/> Yes 是 <input type="checkbox"/> No 否 <i>(if yes please specify type 如有請說明)</i>		<input type="checkbox"/> Crooks/abrupt bends 不常規彎曲	
			<input type="checkbox"/> Fungal fruiting bodies 呈現菌孢子實體	
			<input type="checkbox"/> Dead branches 枯死	
			<input type="checkbox"/> Cross branches 疊枝	
			<input type="checkbox"/> Heavy lateral limb 重側枝	
			<input type="checkbox"/> Lion's tailing 獅尾 <i>(excessive end weight on branch 枝端過重)</i>	
			<input type="checkbox"/> Bleeding/sap flow 滲液	
			<input type="checkbox"/> Hungars 懸吊斷枝	
			Parasitic plants 寄生植物: <input type="checkbox"/> Yes 是 <input type="checkbox"/> No 否	
			Signs of pests and disease 呈現病蟲害徵狀: <input type="checkbox"/> Yes 是 <input type="checkbox"/> No 否 <i>(if yes please specify type 如有請說明)</i>	

Note 1: Severity of defects can be categorized as "Severe" (S), "Moderate" (M), "Low" (L) and "Insignificant" (O)
附註一: 嚴重程度可分為 "極之嚴重" (S), "中度嚴重" (M), "輕度嚴重" (L), 及 "不嚴重" (O).

Annex 1b

ON

owed

y construction

影響:

道路擴寬

路邊車箱

face/ increase

地盤平整活動

ion 土壤被擠壓

土壤脹起

derground

y footpath

ds/ new lawn

建花園 草坪

ies 灌溉設施

specify:

ved

No 否

Area inside

範圍內有障礙物限

26-50%

>75%

ea 埋蝕面範圍

根部生長範圍

1.3- 2m

3.1- 4m

exposure to

曝曬

單一樹

canopy

p of trees

eed 新近外露

ea 風放地點

風向

2

步驟2 以樹木為本

樹木評估流程



(2) 樹冠



(3) 樹枝



(1) 整棵樹木總體狀況



(4) 樹幹



(5) 樹根

↓
評估樹木的風險



樹木結構/健康問題

- 傾斜/ 多主幹/ 等勢莖/ 內夾樹皮
- 根部腐壞/ 根脊不現
- 病蟲害/ 菌類子實體
- 腐爛/ 洞穴/ 裂開/ 裂縫/ 傷痕



步驟2 以樹木為本

樹木檢查儀器

望遠鏡



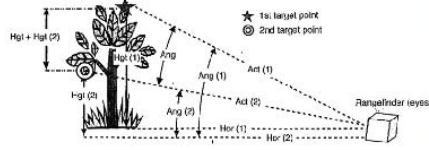
拉尺



步驟2 以樹木為本

樹木檢查儀器

鐳射測量儀



牛皮膠錘

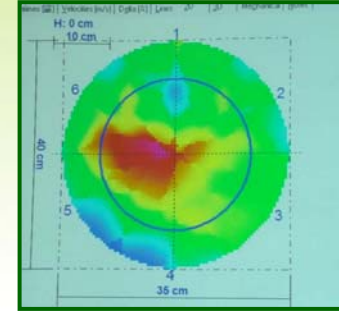


步驟2 以樹木為本

微鑽探阻力測試儀器和聲納探測儀均用於樹木結構評估。

• 聲納圖像器

- 採用了一系列的聲音傳感器來檢測聲波在木材內傳播的情況，從而探測樹木內部腐爛的情況
- 傳感器會先連接在樹皮下的木材，會對樹皮造成輕微的損害



• 微鑽阻力測試儀

- 利用非常細小的鑽針（約1.5毫米）進行木材硬度測試
- 是一種入侵性的檢測方法，會破壞樹木



樹木風險管理： 減輕樹木風險的措施



減輕風險的措施

- 限制場地使用
- 拆除或搬移可能會被倒塌的樹木或枝條擊中的物件
- 病蟲害控制



減輕風險的措施

- 修剪

- 清理樹冠
- 樹冠疏理
- 縮減樹冠



- 安裝纜索 / 支撐 / 支柱

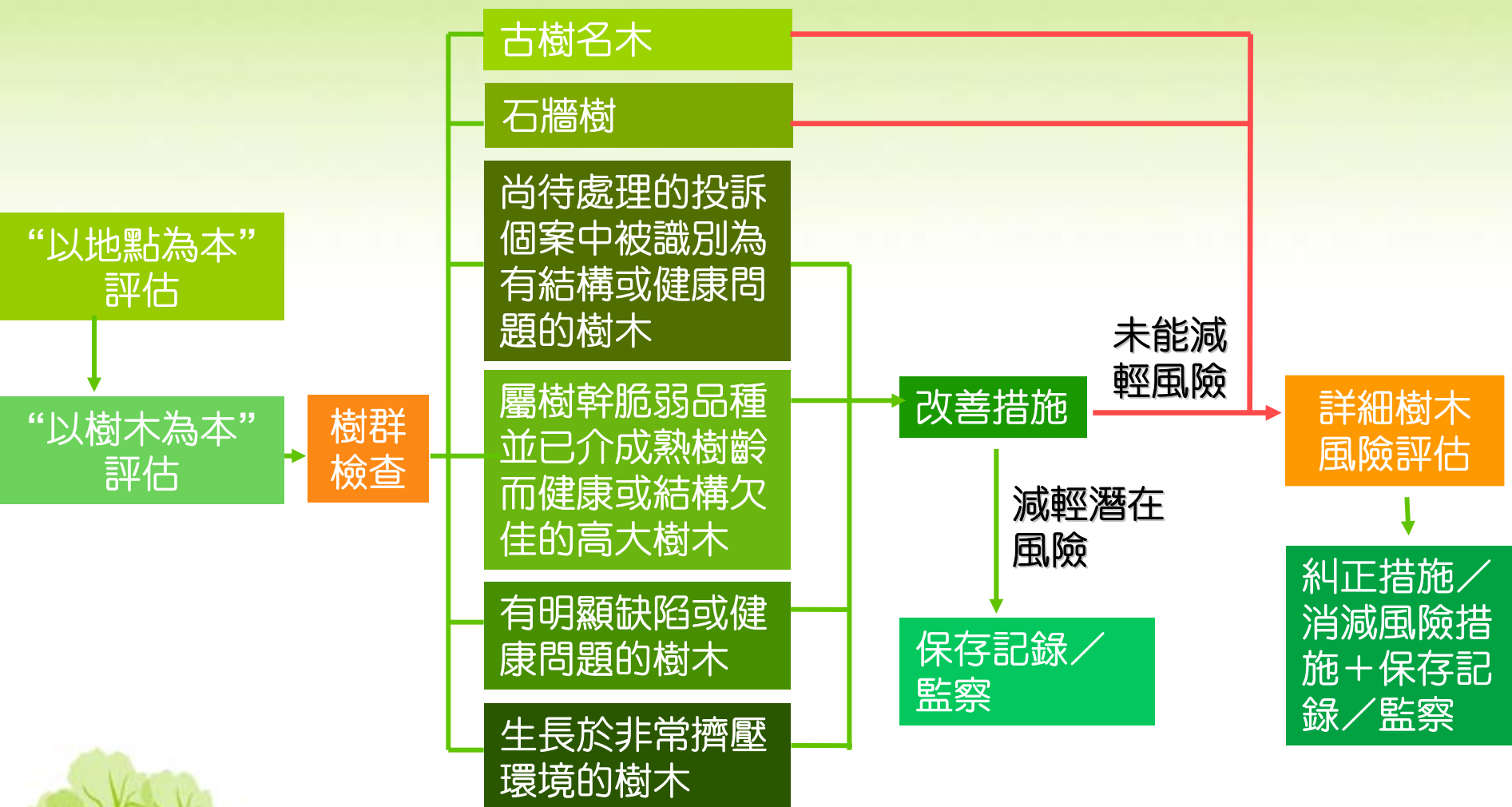


減輕風險的措施

- 移除樹木應該是一個謹慎的決定，只有在未能透過其他改善措施消除樹木風險的情況下，方可進行



樹木風險管理流程



指引、參考資料及圖冊

Guideline for Tree Risk Assessment Arrangements on an "Area Basis" and a "Tree Basis"

1. Background

1.1 On 31 March 2010, the Administration would lead an examination of a range of issues relating to the public safety concerns about the public safety of trees in the territory. The new tree risk assessment Management - People, Tree

1.2 The Task Force has to better protect public safety in the event of a typhoon season based on a dual approach -

(a) "Area Basis" areas where trees are located

(b) "Tree Basis" individual trees where problematic trees are identified and standardized Valuable Tree

1.3 In view of the constraints, the Task Force implementation of the tree to be able to build up a database of their conditions closely comprehensively for appropriate

1.4 In January 2010, the

General Questions on Tree Risk Assessment

Q1. Why do we need to do the tree risk assessment? Ans. The new Tree Risk Assessment Arrangement is required by the Task Force on Tree Management led by the Chief Executive in addressing in particular, concerns about the management expressed by the Coroner's Court. It is a dual approach - Area Basis and Tree Basis. The tree risk assessment should be carried out during the typhoon season.

Q2. It is considered that there is a need to work with the skill of arboriculture among the soft landscape. Ans. This is one of the tasks of Greening, Landscape and Parks. They should carry out this recommendation of the Report of the Task Force.

Q3. What is the responsibility of staff after signing Form 1 and Form 2 (Tree Risk Assessment Form)? Ans. The forms are meant to be a systematic record for the tree risk assessment process. Like other government records, the process should be properly recorded.

Q4. Could the responsible departments outsource tree risk assessment? Ans. Departments can consider how best to discharge their duties. The deployment of in-house staff and/or engagement of external contractors or if departments choose to outsource, they would still be responsible for the assessment and conduct auditing. They would continue to be responsible for their vegetation maintenance responsibilities.

Q5. It is considered difficult to determine Cat. I, II and III. How to tackle this? Ans. Departments should make reference to the examples in the Assessment Arrangements, and exercise judgment at the site within their purview.

General Questions on Tree Risk Assessment

修剪樹木的對與錯 Do's and Don'ts in Pruning

目的 Objective

✓ 對 • 在展開修剪工作前，須清楚地了解樹木的現狀。
• It is essential to establish clear objectives of any pruning work.
• Prune as necessary.

常見的修剪 Common Types of Pruning

- 清理樹冠 Crown Cleaning
- 提升樹冠 Crown Raising
- 枝領外圍 Edge of Branch Collar
- 三刀法 3-point Cut

應在何處修剪? Where to prune?

如何妥善地修剪樹木? How to make pruning cut?

枝皮脊 Branch Bark Ridge

枝領 Branch Collar

枝皮脊 Branch Bark Ridge

第二刀 - 用以消除樹膠 Second cut to remove branch bark ridge

第一刀 - 採取枝領 First cut to prevent branch collar from being damaged

第三刀 - 用以剪去樹木下部的枝領 Final cut outside branch collar

枝領 - 剪後及都不管殘留

Fact Sheet for Tree Risk Assessment

Annex 2

Fact Sheet for Tree Risk Assessment

樹木風險評估參考圖冊

1 General Condition 基本狀況

Learning tree (30° to 40°) with soil cracks in the soil surface
學習樹(30°至40°)與土壤表面有裂縫
學習樹(30°至40°)與土壤表面有裂縫

Learning tree with horizontal cracks in the upper (tension) side and/or loading wood or bark on the lower (compression) side.
學習樹具有橫向裂縫在上方(張力)側和/或在下方(壓縮)側。
學習樹具有橫向裂縫在上方(張力)側和/或在下方(壓縮)側的情況

HIGH RISK OF FAILURE

2 Crown Condition 樹冠狀況

Foliage canopy 葉冠
Total Height of Tree 樹高

Live Crown Ratio = Foliage canopy / Total Height of Tree
活冠比 = 葉冠 / 樹高

Dieback Twigs 樹枝枯死

Epicormics 水橫枝

Crown topped 樹冠遭削頂

HIGH RISK OF FAILURE

3 Branch Condition 枝幹狀況

Poor attachment 弱連接點

Splitting joint 裂縫/裂開

With Included Bark 內夾樹皮

Cracks/splits 裂縫/裂開

Dead branches 枯死

Hanger 懸吊斷枝

Co-dominant leaders 等勢莖 **HIGH RISK OF FAILURE**

HIGH RISK OF FAILURE

HIGH RISK OF FAILURE

HIGH RISK OF FAILURE

Cavity 樹洞

Wounds 明顯傷痕

Fungal fruiting bodies 呈現菌孢子實體

Crossed branches 疊枝

Heavy lateral limb 垂側枝

OF FAILURE

Cracks/splits 裂縫或裂開

Development Bureau

Sign of pests and disease 呈現病蟲害徵狀

A weak union with cracks and/or decay 裂縫和/或腐朽

Codominant stems 等勢莖

HIGH RISK OF FAILURE

Fungal fruiting bodies 呈現菌孢子實體

Pruned roots 剪過根

OF FAILURE

Cracks/splits 裂縫或裂開

指引 常見問題

參考圖冊



前線人員樹木風險評估及管理訓練課程


Training on Tree Risk Management
and Assessment for Frontline Staff
前線人員樹木風險評估及管理訓練班



2230位政府各部門的
人員已接受訓練



加強抽查及督導的工作



經詳細檢查並且需繼續監察的樹木資料清單

樹木資料

- 2010年 7月 16日 公布的樹木
- 推動全民監察，做好樹木的風險管理
- 不時更新樹木清單的資料

樹木品種 Tree Species	樹木狀況 Tree Condition	改善措施 Mitigation Measures	其他 Others	觀察部門 Inspection Department 上次檢查日期 Last Inspection Date 樹木登記冊號碼 Tree Register No. [部門編號 Department Reference no.]	相片 Photo
樟 <i>Cinnamomum camphora</i>	少量嫩枝枯死 Small amount of dieback twigs 呈現樹洞 Cavity	適當修剪樹木枝條 Appropriate pruning 改善措施待完成 Mitigation measures to be completed 密切監察樹木狀況 Under close observation	古樹名木登記編號： AFCD/HT002 Old and Valuable Tree registration no. AFCD/HT002	漁農自然護理署 Agriculture, Fisheries and Conservation Department 22/06/2010 AFCD/NA005 [AFCD_HT_002]	
檸檬桉 <i>Eucalyptus citrodora</i>	整體狀況良好 Good overall condition		古樹名木登記編號：LCSD N/5 Old and Valuable Tree registration no. LCSD N/5	康樂及文化事務署 Leisure and Cultural Services Department 28/05/2010 LCSD/NA055 [LCSD N005]	
秋楓 <i>Bursera javanica</i>	呈現樹洞 Cavity 呈現腐爛 Decay 呈現真菌子實體 Fungal fruiting bodies observed	適當修剪樹木枝條 Appropriate pruning 已完成改善措施 Mitigation measures completed 密切監察樹木狀況 Under close observation	古樹名木登記編號： AFCD/LK004 Old and Valuable Tree registration no. AFCD/LK004	漁農自然護理署 Agriculture, Fisheries and Conservation Department 2/3/2010 AFCD/NA001 [AFCD_LK_004]	
樟 <i>Cinnamomum camphora</i>	呈現樹洞 Cavity 呈現腐爛 Decay	密切監察樹木狀況 Under close observation	古樹名木登記編號： AFCD/LK009 Old and Valuable Tree registration no. AFCD/LK009	漁農自然護理署 Agriculture, Fisheries and Conservation Department 2/3/2010 AFCD/NA002 [AFCD_LK_009]	
秋楓 <i>Bursera javanica</i>	呈現樹洞 Cavity	適當修剪樹木枝條 Appropriate pruning	古樹名木登記編號： AFCD/LK010	漁農自然護理署 Agriculture, Fisheries and Conservation Department	



多謝



People, Trees, Harmony
人樹共融 綠滿家園

For tree management enquiry and complaint, please call 1823
樹木管理查詢及投訴，請致電1823



人樹共融
綠滿家園
綠化、園境及樹木管理處
Greening, Landscaping and
Tree Management Section



香港特別行政區政府
發展局
Development Bureau
Hong Kong SAR Government