

Panel on Transport

Subcommittee on Matters Relating to Railways

Views on Guangzhou-Shenzhen-Hong Kong Express Rail Link (Hong Kong Section)



**Association of Hong Kong
Railway Transport Professionals**
香港鐵路運輸專業人員協會

6 November 2009



Association of Hong Kong Railway Transport Professional 香港鐵路運輸專業人員協會

- **Founded in 2002.**

Railway Disciplines

- **Engineering**
 - Civil
 - Tunnelling & P-way
 - Signalling
 - Control Systems & Telecomms
 - E&M
 - System Safety
 - Rolling Stock
 - Power supply, Traction

Operations

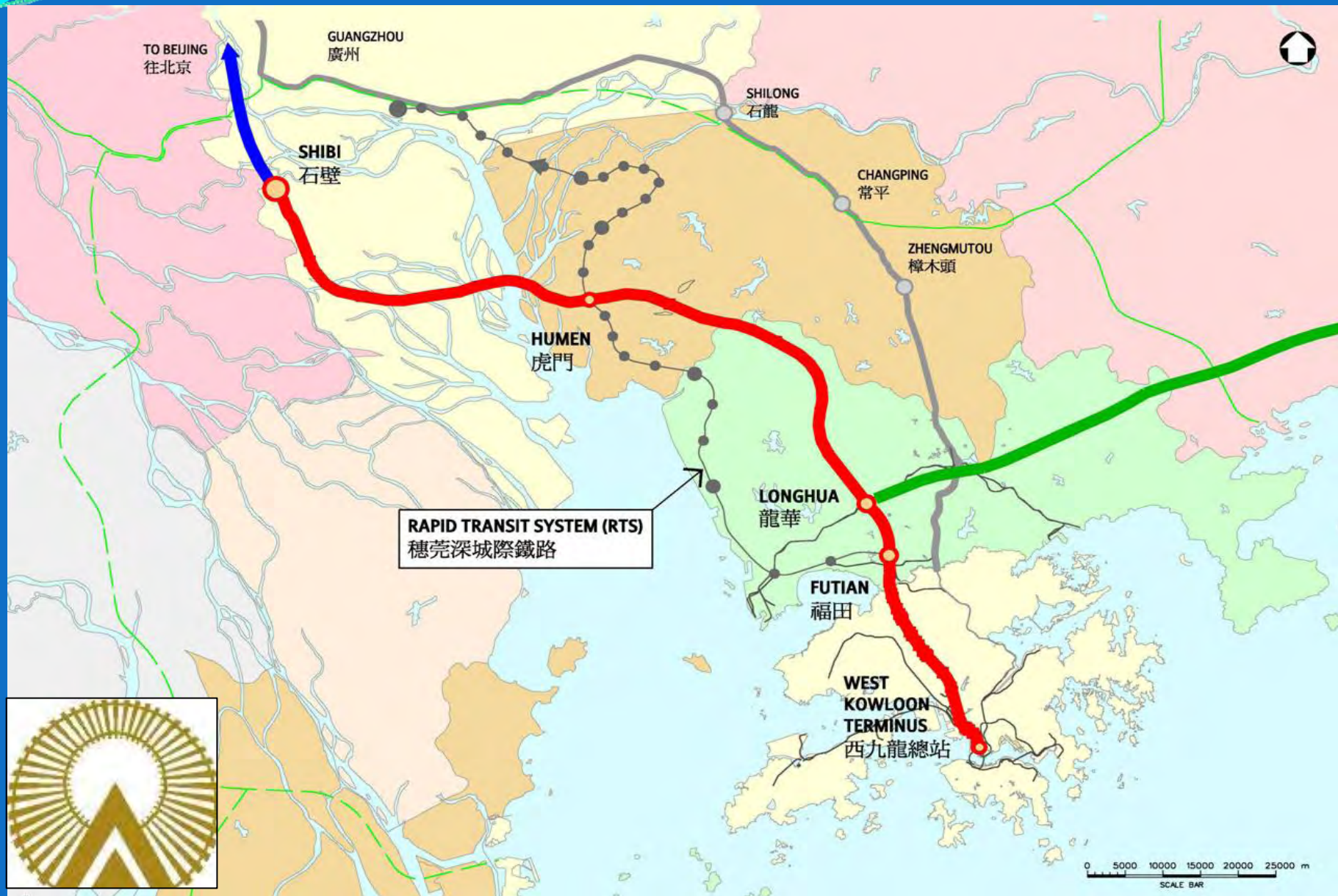
- O&M Planning
- Railway Operations
- Station Operation
- Central Control
- Train Operation
- Training

Content

- Alignment
- Terminal Location
- Interchange Arrangement
- Capacity for future development

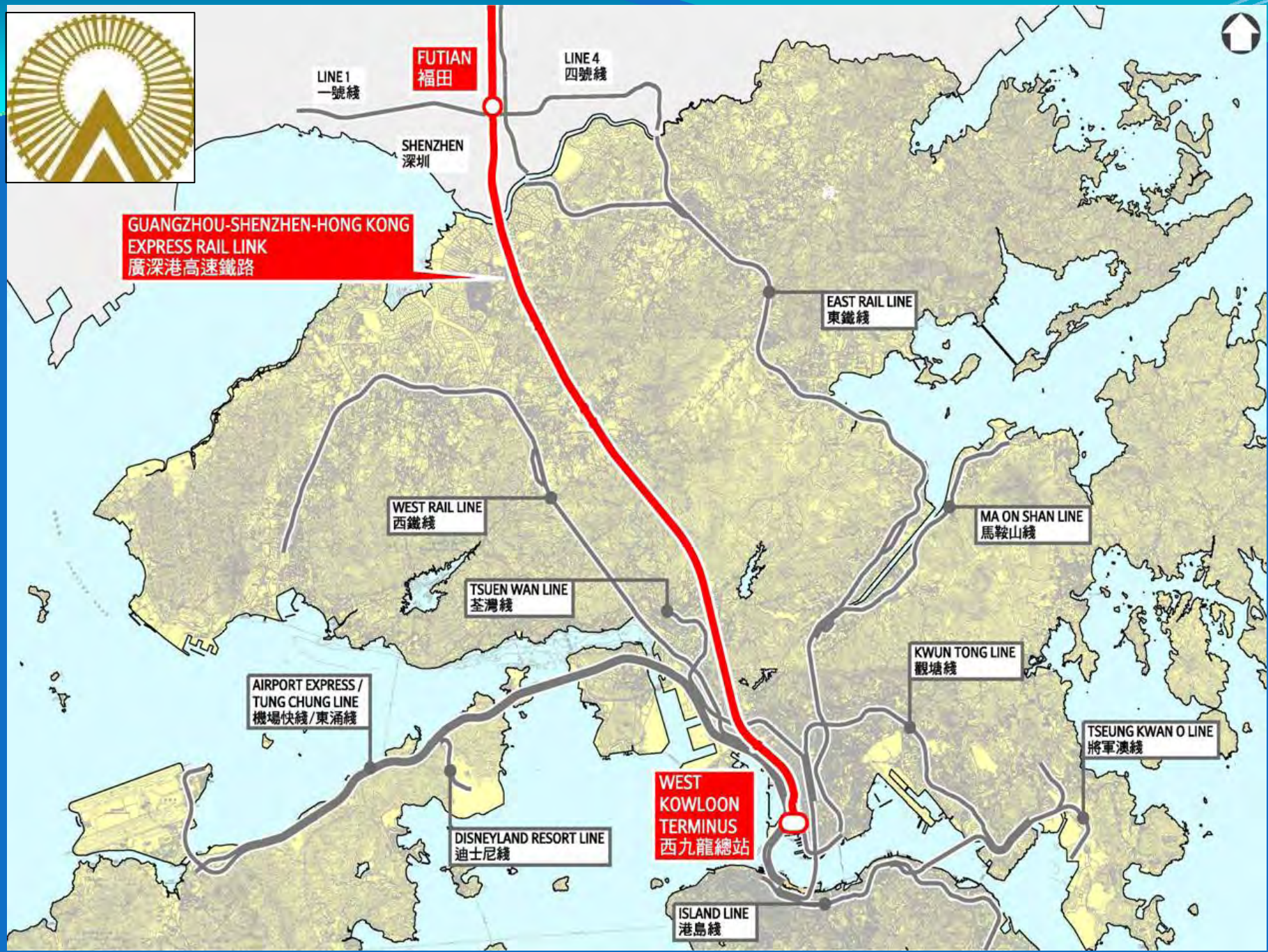


Alignment





**GUANGZHOU-SHENZHEN-HONG KONG
EXPRESS RAIL LINK
廣深港高速鐵路**



**FUTIAN
福田**

LINE 1
一號綫

LINE 4
四號綫

SHENZHEN
深圳

EAST RAIL LINE
東鐵綫

WEST RAIL LINE
西鐵綫

MA ON SHAN LINE
馬鞍山綫

TSUEN WAN LINE
荃灣綫

AIRPORT EXPRESS /
TUNG CHUNG LINE
機場快綫 / 東涌綫

KWUN TONG LINE
觀塘綫

DISNEYLAND RESORT LINE
迪士尼綫

TSEUNG KWAN O LINE
將軍澳綫

**WEST
KOWLOON
TERMINUS
西九龍總站**

ISLAND LINE
港島綫

Terminal Location

International Benchmarking

- France – Paris
- UK – London
- Japan – Tokyo
- China - Shanghai





FRANCE - Paris

Gare St Lazare

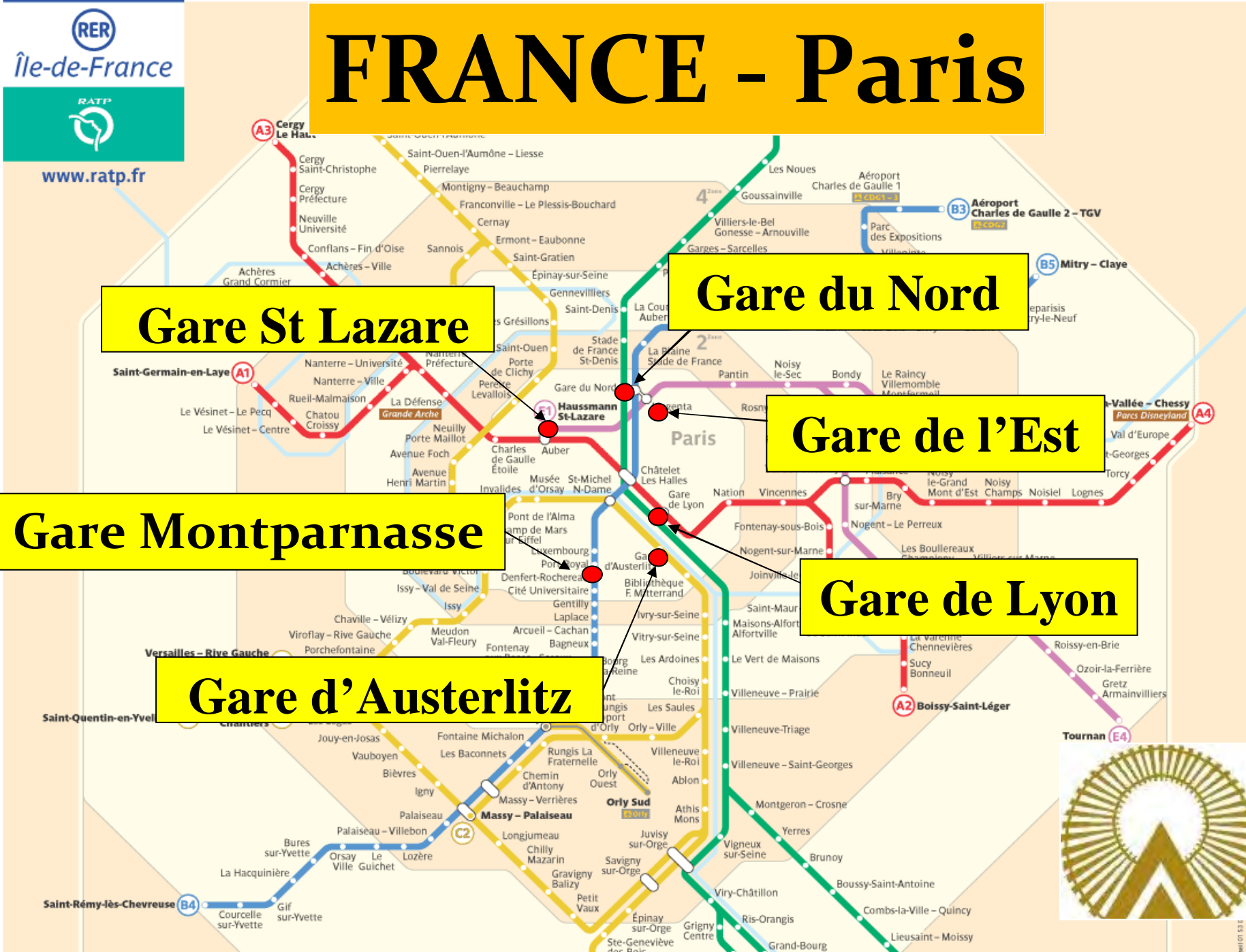
Gare du Nord

Gare de l'Est

Gare Montparnasse

Gare de Lyon

Gare d'Austerlitz



UK - London

St Pancras

King's Cross

Euston

Liverpool Street

Paddington

Victoria

Waterloo



JAPAN - TOKYO

Ikebukuro

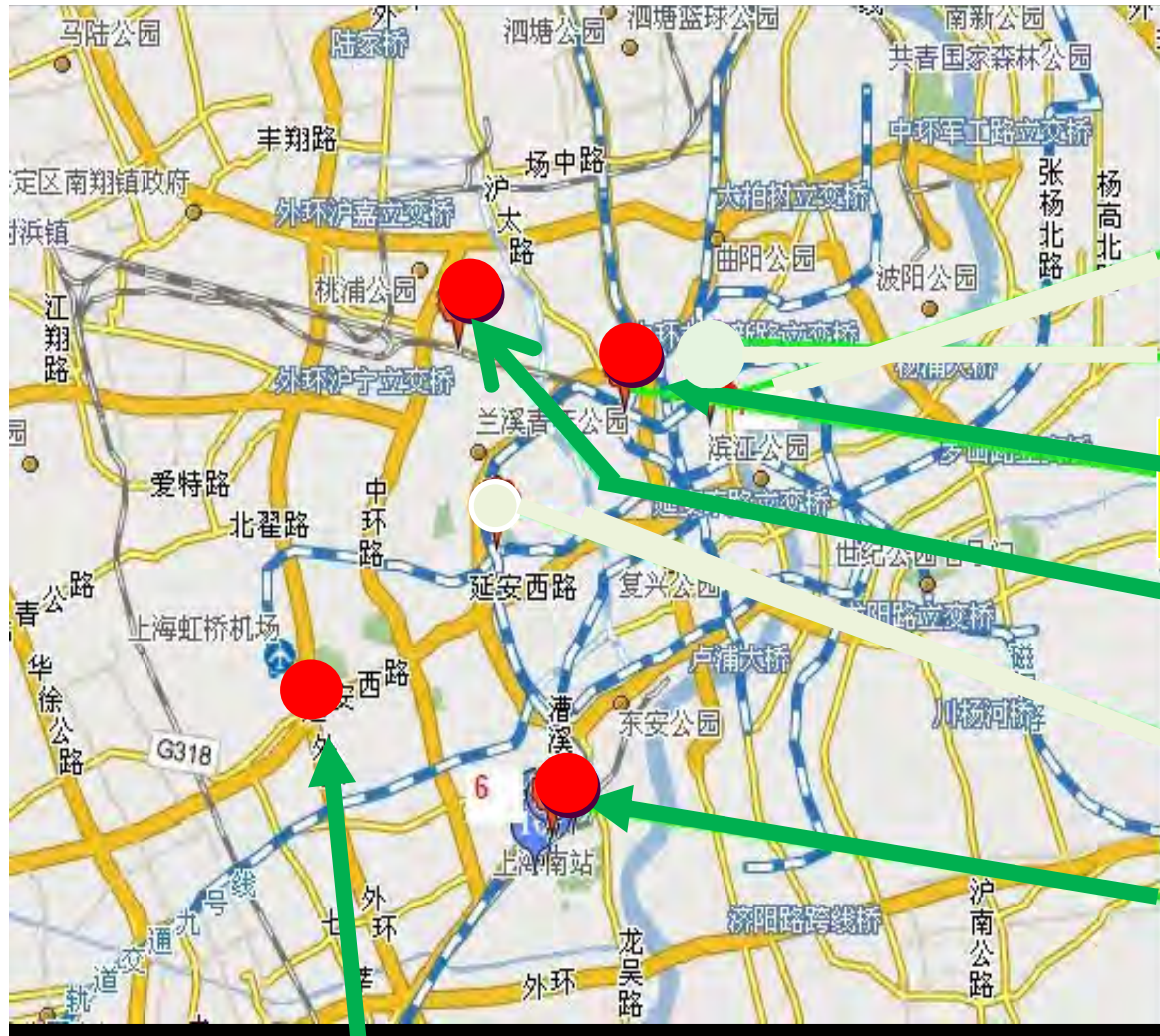
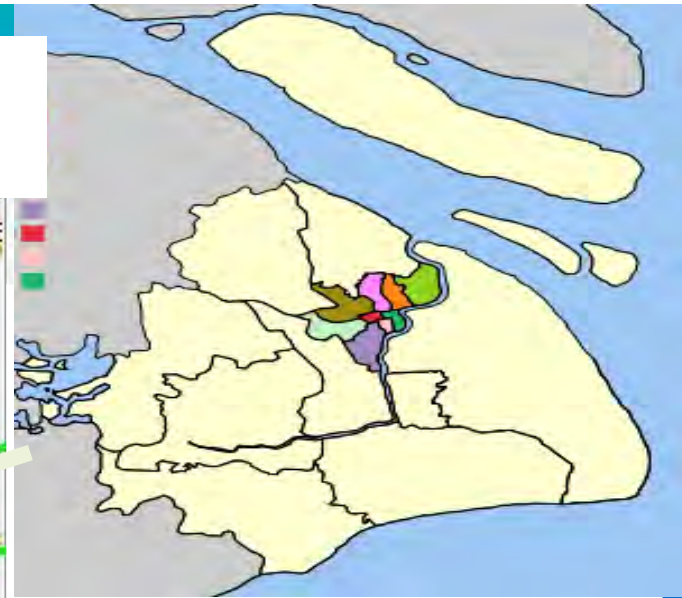
Ueno

Shinjuku

Tokyo



CHINA - Shanghai



Shanghai Station

West Station

South Station

New Shanghai Station



New Proposal



Operational Risks and Constraints

- Mixed service : impact on TCL, AEL & HKIE (Headway, Spare capacity) worse than the common corridor proposal of West Rail
- Bottlenecks at west of Tsing Yi Station & Cross Harbour Tunnel
- Distance too short for high speed trains
- Design capacity at TSY and HOK not enough





Operational Risks and Constraints (cont.)

- Complicate interface work with existing railways at Tsing Yi and Kam Tin
- Additional patronage at TSY Station
- Additional interchange
- Luggage handling deficiency



Thank You

