



**Tariff Review**  
**2011**  
**電費檢討**



## 電價調整

## Tariff Adjustment


組成部份 Components	2010 仙/度 ¢/kWh	2011 仙/度 ¢/kWh	調整 Adjustment
基本電價 Basic Tariff	94.5¢	93.1¢	-1.4¢
燃料價格條款收費 Fuel Clause Charge	25.4¢	30.2¢	+4.8¢
平均電價 Average Tariff	119.9¢	123.3¢	+3.4¢ (+2.8%)



## 基本電價下調

## Basic Tariff Reduction

年度 Year	基本電價(仙/度) Basic Tariff (¢/kWh)	
2008	116.9	基本電價持續下調 <b>Basic tariff continues to go down</b>
2009	94.5	
2010	94.5	
2011	<b>93.1</b>	

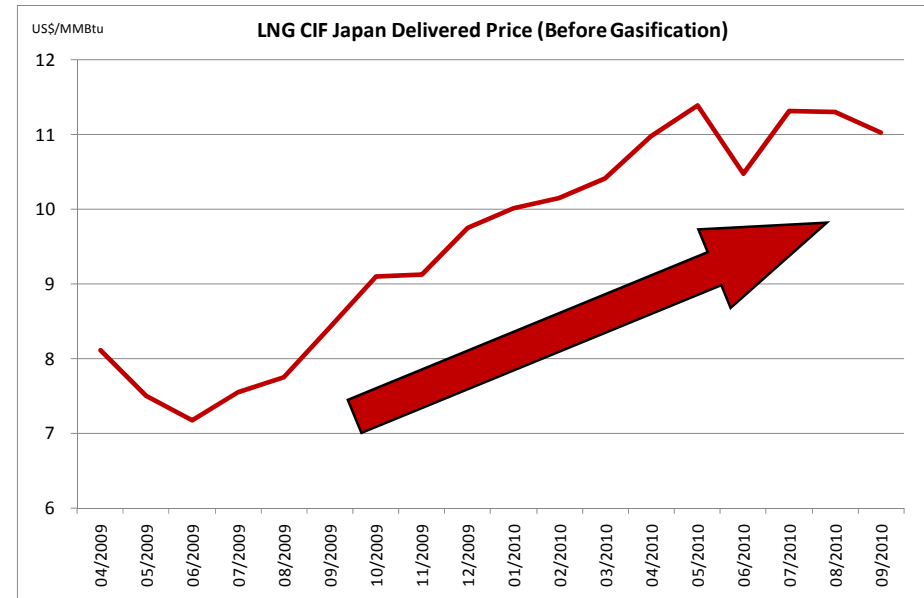
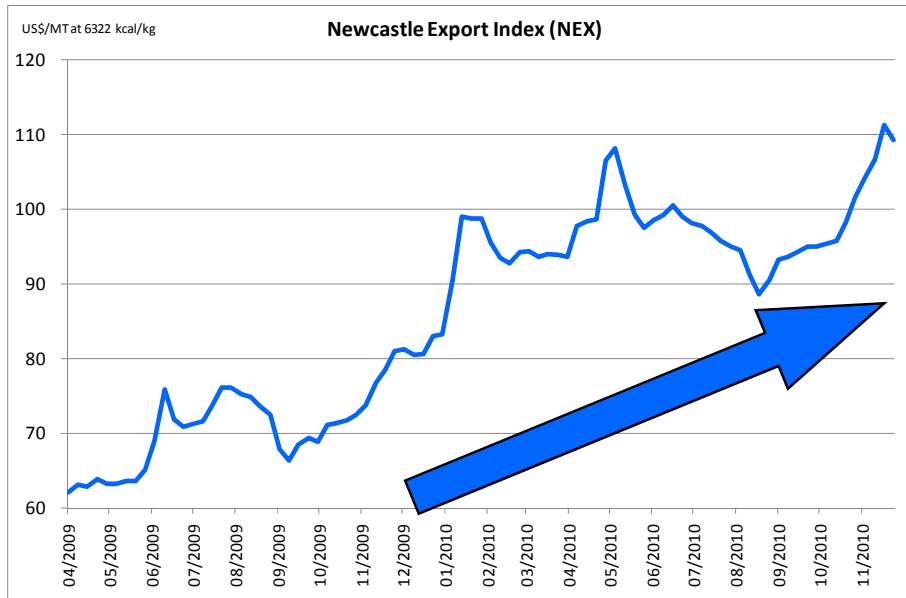



## 2010年市場燃料價格持續上升

## Rising Market Fuel Prices in 2010

煤價從2009年底至今上升了31%  
Coal price has increased 31%  
since end 2009

液化天然氣價從2009年底至今上升了13%  
LNG price has increased 13%  
since end 2009






## 2011年燃料開支上升

## Fuel Expenses to Increase in 2011

- 預計來年市場油價上升約10%  
Market oil price is expected to increase by ~10% next year
- 燃氣價格與油價掛鈎。來年燃氣平均價將有單位數字的升幅。  
LNG prices are linked to oil prices. Average LNG cost next year expected to have a single-digit increase
- 來年的燃煤平均價將有雙位數字的增幅  
Average coal cost next year expected to have a double-digit increase





## 對客戶的影響

## Effect on Customers

### 住宅客戶 Domestic Customers

### 非住宅客戶 Non-Domestic Customers

每月用電(度) Monthly Consumption (Units)	累積客戶 Cumulative Customers %	每月加幅 Monthly Increase HK\$
150	18%	3.75
300	45%	7.95
500	69%	13.95

每月用電(度) Monthly Consumption (Units)	累積客戶 Cumulative Customers %	每月加幅 Monthly Increase HK\$
200	27%	6.80
700	51%	23.80
1,700	70%	58.20



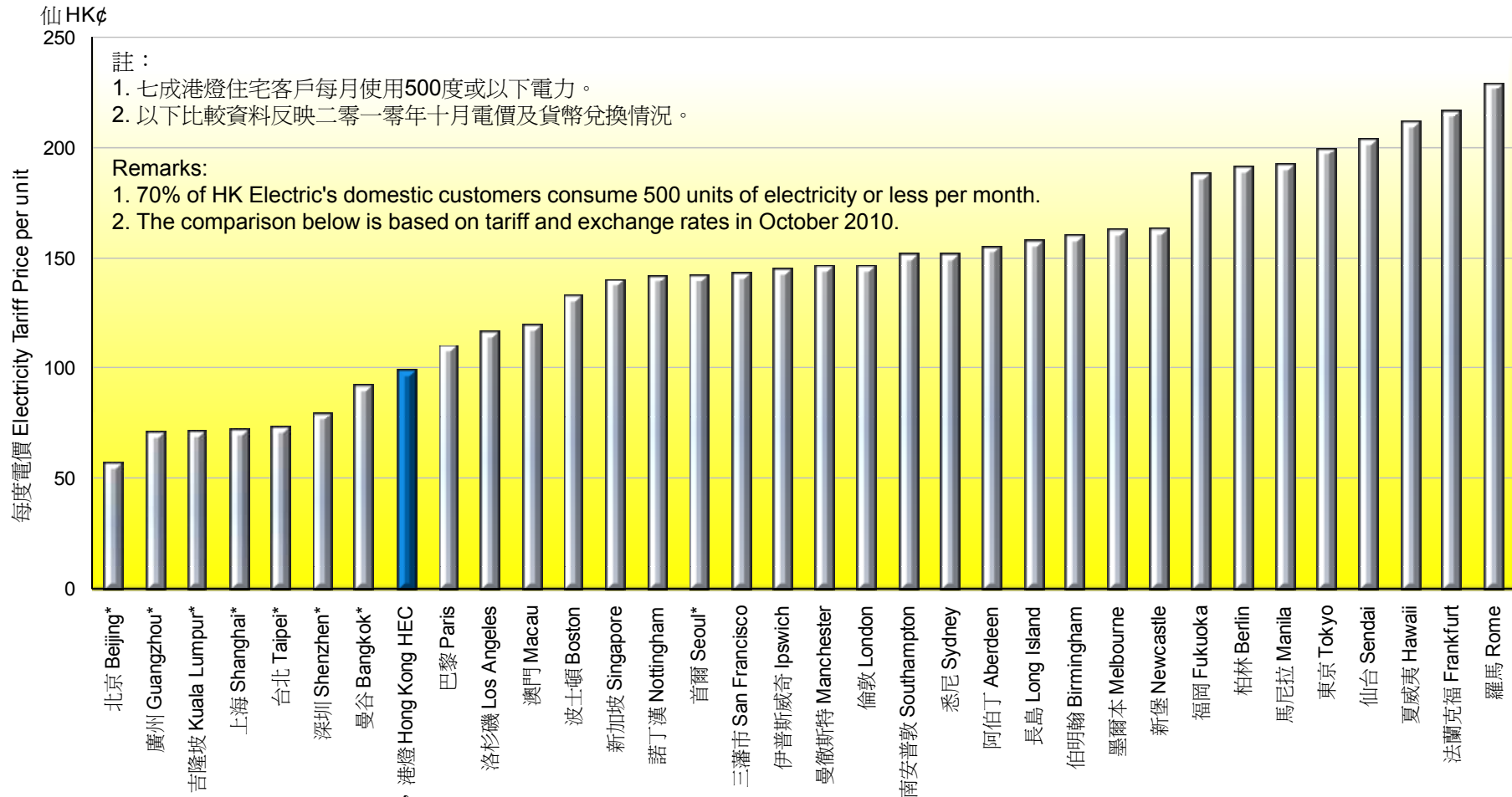
## 繼續電費優惠

## Concessionary Tariff Continues for Those in Need

<p>向下列有資格領取綜援用戶提供電費優惠</p> <ul style="list-style-type: none"><li>● 六十歲或以上長者（獨居或與同資格長者合住）</li><li>● 申請人或其家人現正領取傷殘津貼/援助</li><li>● 單親家庭</li><li>● 失業人士</li></ul>	<p>Concessionary tariff is available to the following customers who are eligible for public assistance</p> <ul style="list-style-type: none"><li>● Elderly of 60 or above (single or living with similar elderly)</li><li>● Applicant or family member receiving disability allowance</li><li>● Single-parent family</li><li>● Unemployed</li></ul>
<ul style="list-style-type: none"><li>● 每月首二百度享有四折優惠</li><li>● 豁免按金</li><li>● 不設最低收費</li></ul>	<ul style="list-style-type: none"><li>● 60% discount for first 200 units each month</li><li>● Deposit waived</li><li>● No minimum charge</li></ul>



## 住宅電價比較 (每月500度) Domestic Tariff Comparison (500 units/month)



\* 國營公司  
Government owned entity

資料來源：各電力公司網站  
Source: Respective power companies' websites

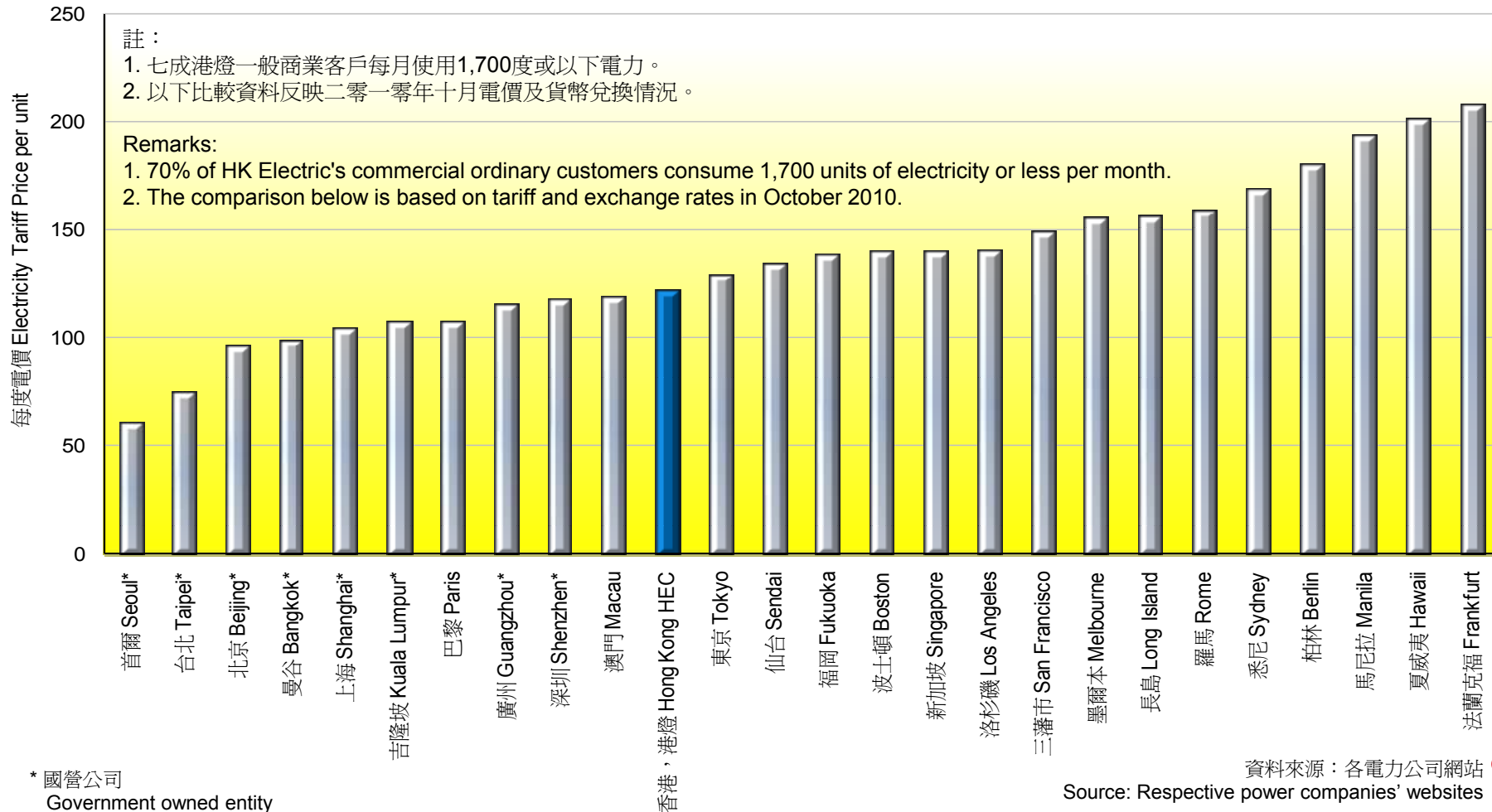




## 商業電價比較 (每月1,700度)

## Commercial Tariff Comparison (1,700 units/month)

仙 HK¢





## 2010/11年海外電價增幅

## Overseas Electricity Tariff Increases in 2010/11

國家/地區 Country/Region	公司 Utility	種類 Category	加幅 Increase	生效 Effective
澳洲 Australia / New South Wales	EnergyAustralia / Integral Energy / Country Energy	住宅及商業 Domestic & Business	7-13%	7/2010
澳洲 Australia / States and territories other than New South Wales	Ergon/Energet/etc.	住宅及商業 Domestic & Business	5-13%	7/2010
美國 USA / Virginia	Allegheny Energy	住宅 Domestic	4.5%	6/2010
美國 USA / Kentucky	Kentucky Power	所有 All	12.5%	6/2010
美國 USA / South Carolina	SCE&G	所有 All	2.5%	7/2010
美國 USA / Oregon	CLPUD	住宅 Domestic	3.5%	11/2010
美國 USA / Nebraska	Nebraska Public Power District	住宅 Domestic	11.4%	1/2011
英國 UK	British Gas	住宅 Domestic	7.0%	12/2010
南非 South Africa	Eskom	所有 All	24.8%	4/2010

資料來源：各電力公司網站  
Source: Respective power companies' websites



## 優質服務


## Quality Services

- 繼續提供世界級服務
- 達到十八個優質服務標準
- Continue to provide world class services
- Has achieved 18 quality Customer Services Standards

主要服務種類 Major Services Provided		2009年成績 Actual Results in 2009
電力供應 Electricity Supply	電力供應可靠程度 Reliability Rating of Electricity Supply	超過99.999% Better than 99.999%
電力接駁 Connection of Supply	檢查裝置滿意後 After Satisfactory Installation Inspection	即日內 Within the same day
客戶查詢 Customer Enquiries	由客戶服務代表接聽電話查詢平均等候時間 Average Waiting Time for Telephone Enquiry Services by Customer Services Representatives	8.7秒 8.7 seconds
緊急召援 Emergency Services	回應市區內緊急召援之平均到達現場時間 Average Arrival Time at Scene in Urban Areas in Response to Emergency Calls	20 分鐘 20 minutes

\* 預期2010年將成功達致或超越所有優質服務標準

\* Expected to achieve or surpass all quality service standards in 2010



## 減排幅度 (2005 - 2009年) Emissions Reduction (2005 - 2009)

<b>2009年減排幅度 (相對2005年)</b>	<b>二氧化硫 SO<sub>2</sub></b>	<b>氮氧化物 NOx</b>	<b>可吸入 懸浮粒子 RSP</b>
<b>2009 Emissions Reduction (vs 2005)</b>	45%	32%	62%

- \* 預計2010年的減排幅度進一步上升
- \* **Further reduction expected for 2010**



## 總結

## Summary

● 安全,可靠及有效率的電力供應	● Safe, reliable & efficient electricity supply
● 優質服務	● Quality services
● 降低對環境影響	● Minimize environmental impact





謝謝

Thank You