

## Comparison of 1999 and 1998 Crime Situation

	1998	1999	1999 Compared with 1998	
			Numerical	Percentage
<b>1 Overall Crime</b>	<b>71 962</b>	<b>76 771</b>	<b>+ 4 809</b>	<b>+ 6.7</b>
<b>2 Overall Crime Rate #</b>	<b>1 076.1</b>	<b>1 121.9</b>	<b>+ 45.8</b>	<b>+ 4.3</b>
<b>3 Overall Crime Detection Rate</b>	<b>46.1</b>	<b>42.5</b>	<b>- 3.6</b>	<b>- 7.8</b>
<b>4 Violent Crime</b>	<b>14 682</b>	<b>15 705</b>	<b>+ 1 023</b>	<b>+ 7.0</b>
<b>5 Violent Crime Rate #</b>	<b>219.6</b>	<b>229.5</b>	<b>+ 10.0</b>	<b>+ 4.5</b>
<b>6 All Robberies</b>	<b>3 224</b>	<b>3 640</b>	<b>+ 416</b>	<b>+ 12.9</b>
<b>a Robbery with Genuine Firearms</b>	<b>7</b>	<b>5</b>	<b>- 2</b>	<b>- 28.6</b>
<b>b Robbery with Pistol Like Objects</b>	<b>50</b>	<b>65</b>	<b>+ 15</b>	<b>+ 30.0</b>
<b>c Bank Robbery</b>	<b>26</b>	<b>24</b>	<b>- 2</b>	<b>- 7.7</b>
<b>d Goldsmith/Watch Shop Robberies</b>	<b>12</b>	<b>14</b>	<b>+ 2</b>	<b>+ 16.7</b>
<b>7 Genuine Firearms Seized</b>	<b>54</b>	<b>33</b>	<b>- 21</b>	<b>- 38.9</b>
<b>8 Missing Motor Vehicles</b>	<b>2 409</b>	<b>2 575</b>	<b>+ 166</b>	<b>+ 6.9</b>
<b>a Luxury Car</b>	<b>122</b>	<b>106</b>	<b>- 16</b>	<b>- 13.1</b>
<b>b Motor Cycle</b>	<b>245</b>	<b>273</b>	<b>+ 28</b>	<b>+ 11.4</b>
<b>9 Burglary</b>	<b>9 770</b>	<b>9 133</b>	<b>- 637</b>	<b>- 6.5</b>
<b>10 Blackmail</b>	<b>453</b>	<b>576</b>	<b>+ 123</b>	<b>+ 27.2</b>
<b>11 Kidnapping &amp; Child Stealing</b>	<b>3</b>	<b>4</b>	<b>+ 1</b>	<b>+ 33.3</b>
<b>12 Criminal Intimidation</b>	<b>978</b>	<b>1 320</b>	<b>+ 342</b>	<b>+ 35.0</b>
<b>13 Criminal Damage</b>	<b>5 883</b>	<b>7 594</b>	<b>+ 1 711</b>	<b>+ 29.1</b>
<b>14 Homicide</b>	<b>64</b>	<b>63</b>	<b>- 1</b>	<b>- 1.6</b>
<b>15 Wounding and Serious Assault</b>	<b>7 191</b>	<b>7 410</b>	<b>+ 219</b>	<b>+ 3.0</b>
<b>16 Rape</b>	<b>90</b>	<b>91</b>	<b>+ 1</b>	<b>+ 1.1</b>
<b>17 Indecent Assault</b>	<b>1 214</b>	<b>1 047</b>	<b>- 167</b>	<b>- 13.8</b>
<b>18 Shop Theft</b>	<b>6 032</b>	<b>6 227</b>	<b>+ 195</b>	<b>+ 3.2</b>
<b>19 Pickpocketing</b>	<b>675</b>	<b>806</b>	<b>+ 131</b>	<b>+ 19.4</b>
<b>20 Snatching</b>	<b>966</b>	<b>1 107</b>	<b>+ 141</b>	<b>+ 14.6</b>
<b>21 Miscellaneous Thefts</b>	<b>12 275</b>	<b>13 418</b>	<b>+ 1 143</b>	<b>+ 9.3</b>
<b>22 Unlawful Society Offences</b>	<b>906</b>	<b>1 057</b>	<b>+ 151</b>	<b>+ 16.7</b>
<b>23 Serious Narcotics Offences</b>	<b>2 778</b>	<b>2 246</b>	<b>- 532</b>	<b>- 19.2</b>
<b>24 Drug Seizures in Kgs :</b>				
<b>a Heroin</b>	<b>209</b>	<b>319 *</b>	<b>+ 110</b>	<b>+ 52.6</b>
<b>b Cannabis</b>	<b>625</b>	<b>40 *</b>	<b>- 585</b>	<b>- 93.6</b>
<b>c Others</b>	<b>402</b>	<b>137 *</b>	<b>- 265</b>	<b>- 65.9</b>

Note : # Crime Rate = Number of crimes per 100 000 population

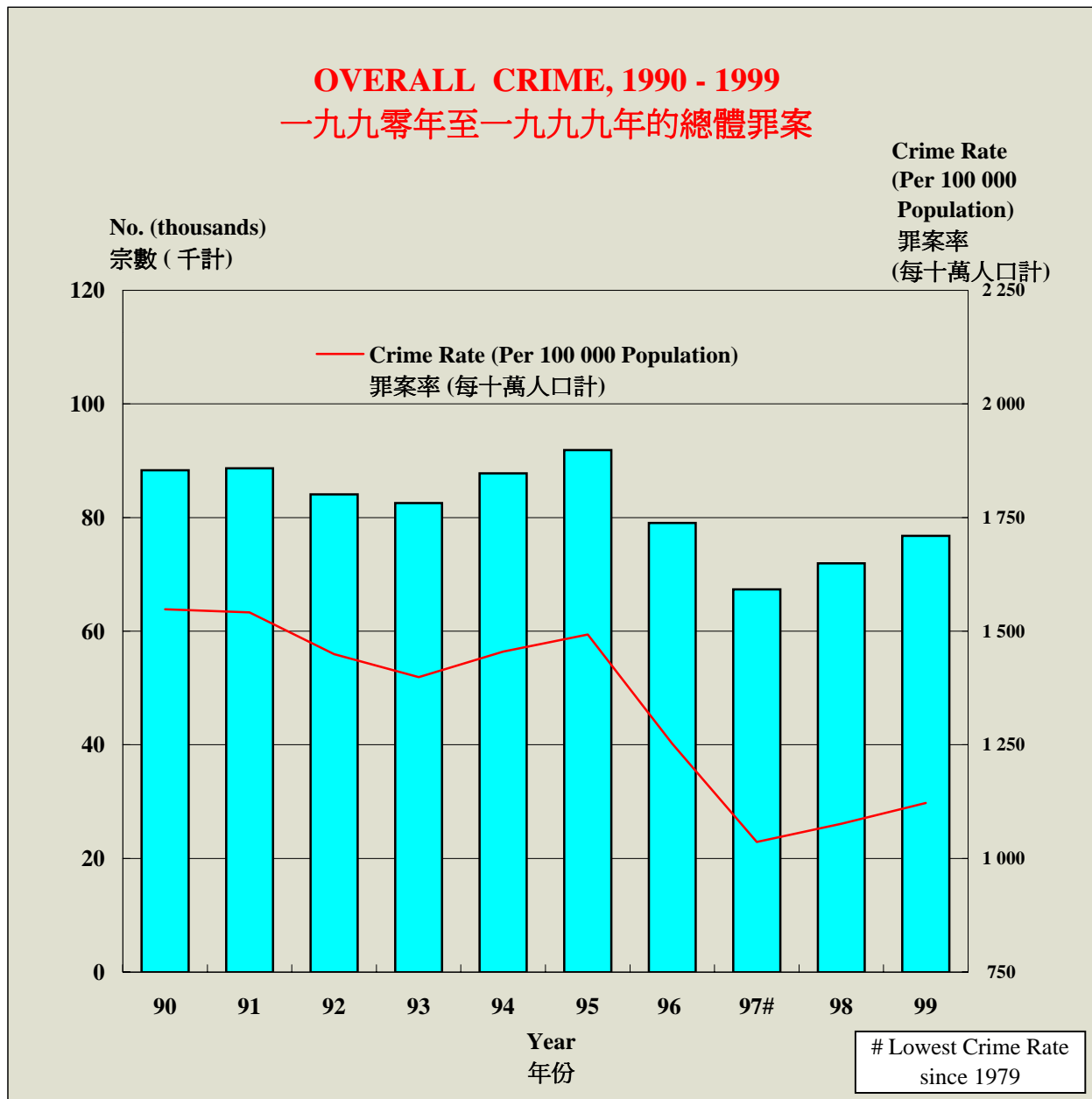
\* Provisional figures

# CRIME STATISTICS

## 罪案統計數字

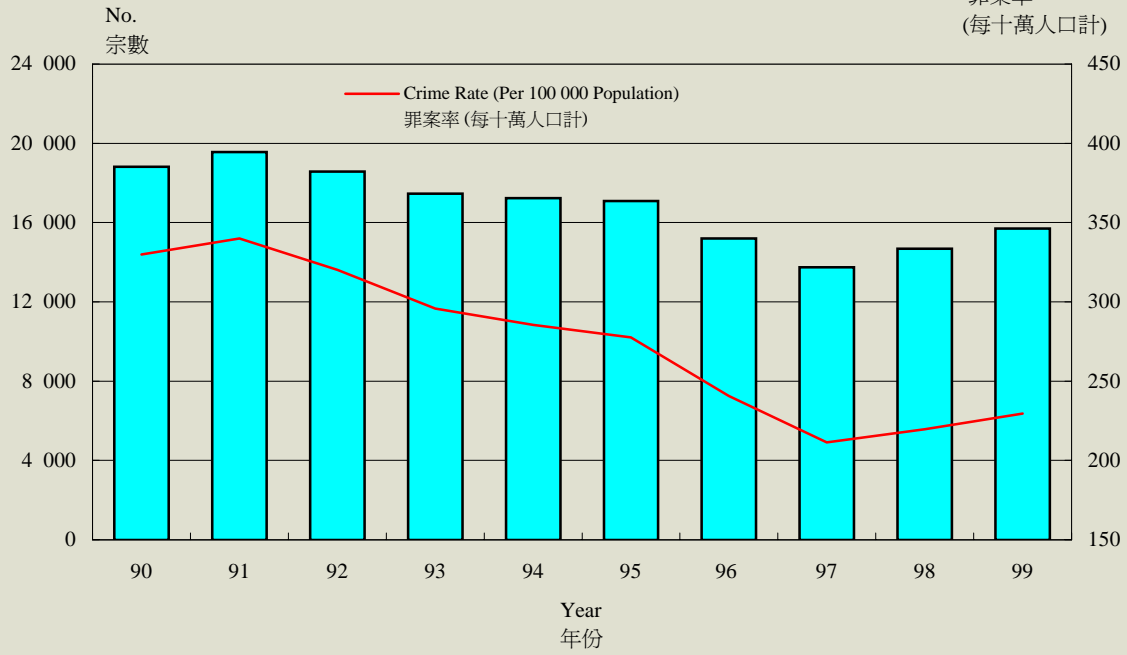
1990 to 1999

一九九零年至一九九九年

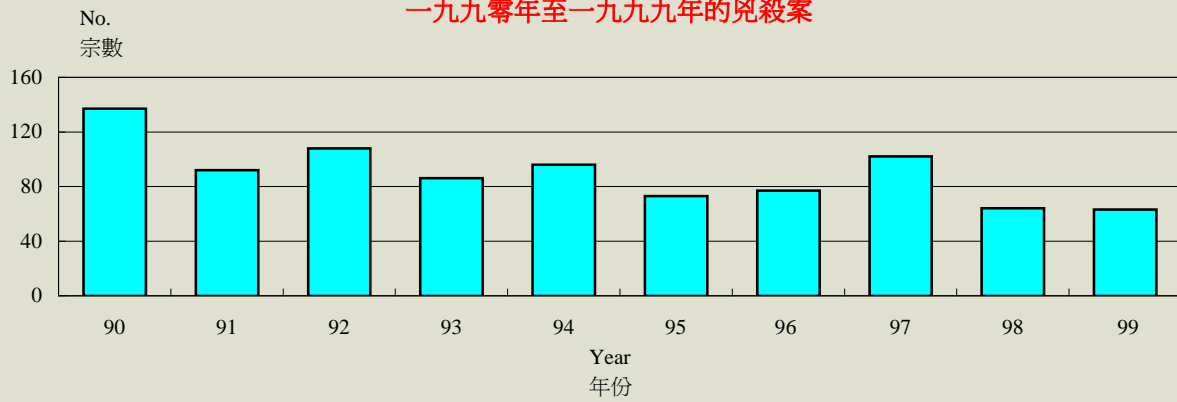


**VIOLENT CRIME, 1990 - 1999**  
**一九九零年至一九九九年的暴力罪案**

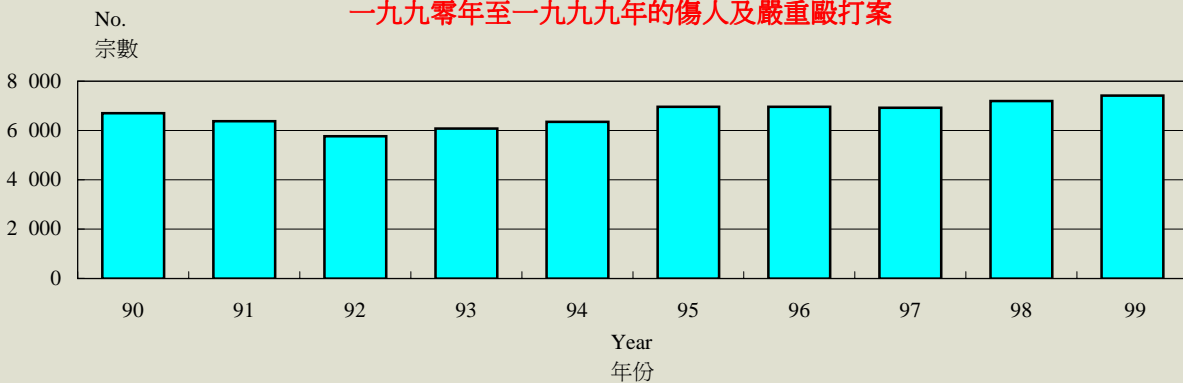
Crime Rate  
 (Per 100 000  
 Population)  
 罪案率  
 (每十萬人口計)



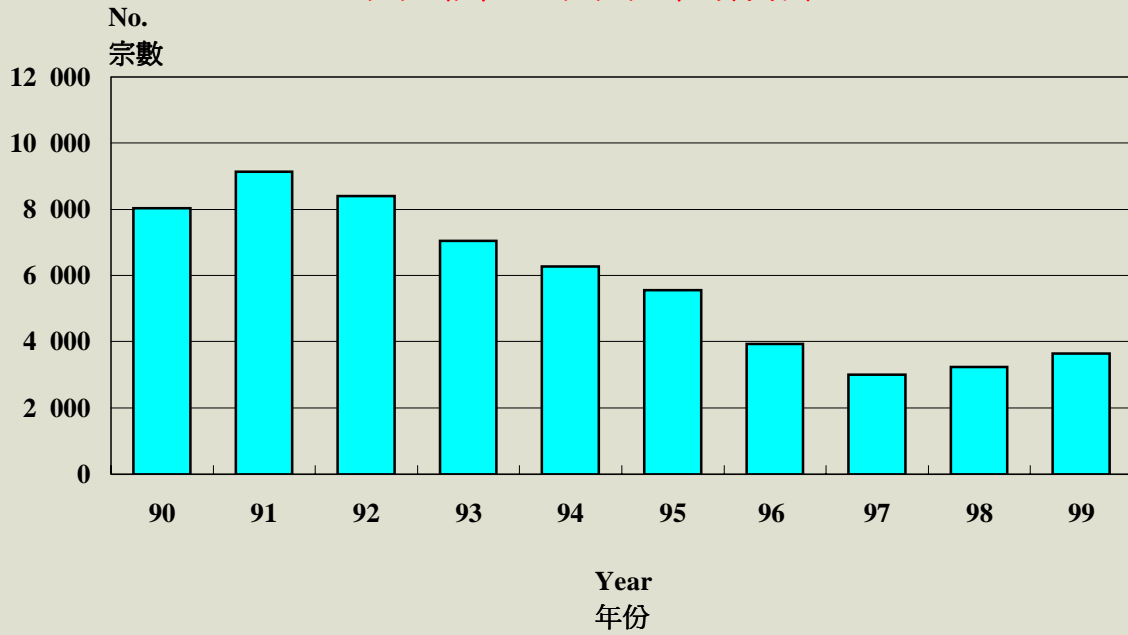
**HOMICIDE, 1990 - 1999**  
**一九九零年至一九九九年的兇殺案**



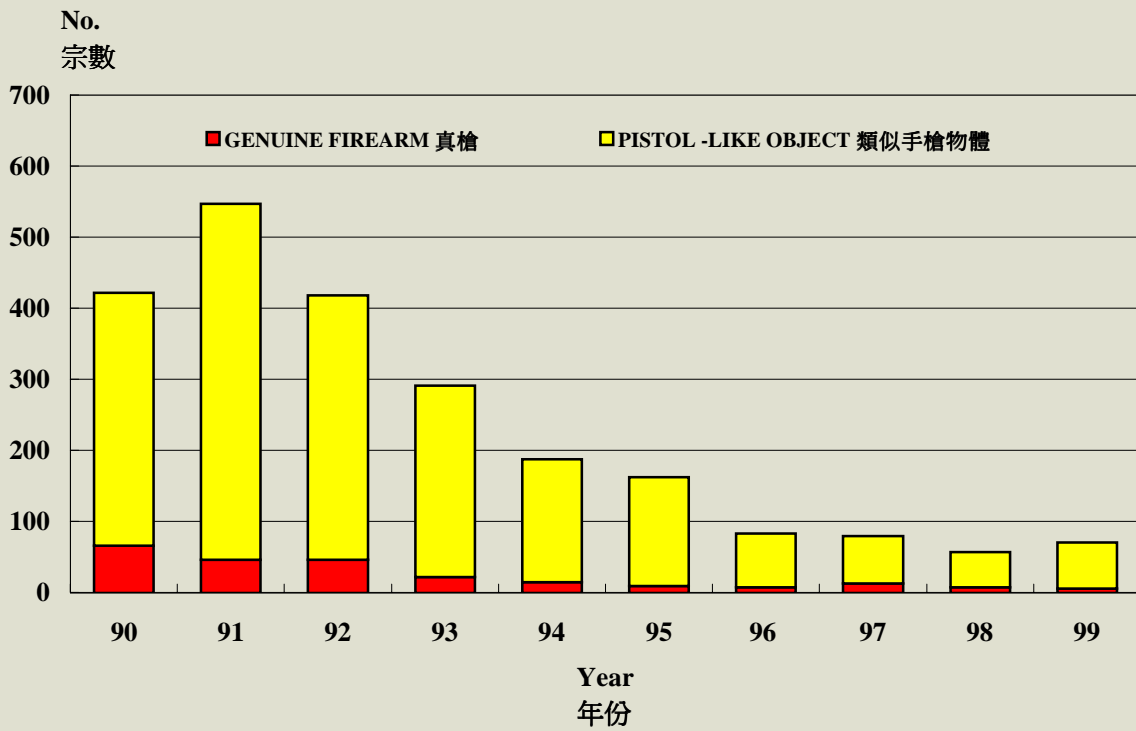
**WOUNDING & SERIOUS ASSAULT, 1990 - 1999**  
**一九九零年至一九九九年的傷人及嚴重毆打案**



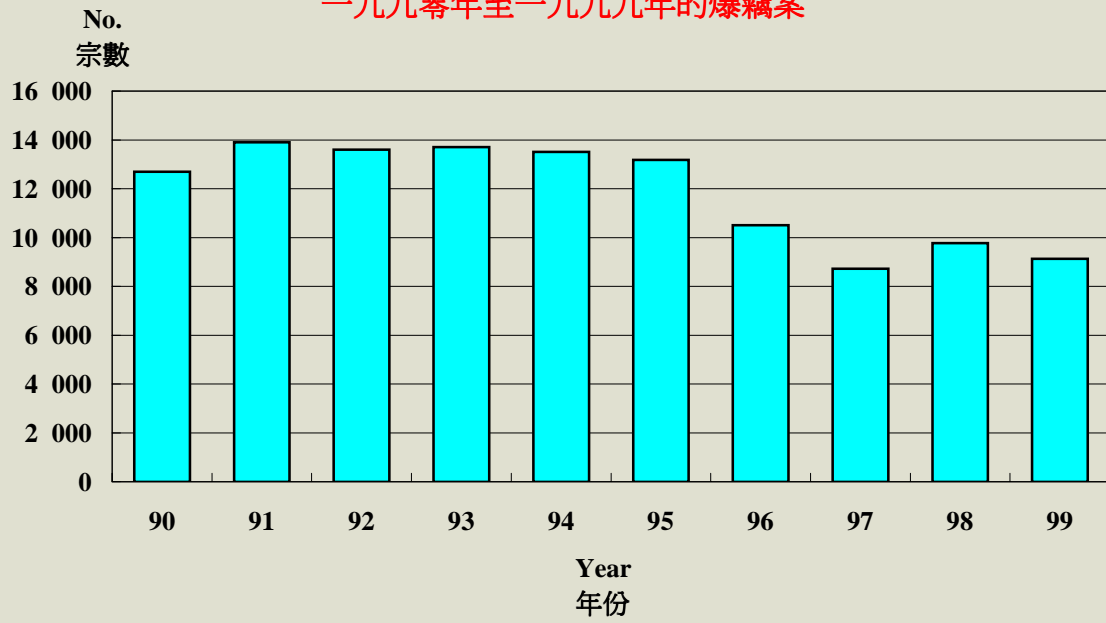
**ALL ROBBERY, 1990 - 1999**  
**一九九零年至一九九九年的行劫案**



**ROBBERY INVOLVING FIREARMS, 1990 - 1999**  
**一九九零年至一九九九年涉及使用槍械的劫案**



**BURGLARY, 1990 - 1999**  
一九九零年至一九九九年的爆竊案



**MOTOR VEHICLES REPORTED MISSING, 1990 - 1999**  
一九九零年至一九九九年報失的車輛

