



Pre-primary education in Hong Kong

Figure 1 – Types of kindergartens in 2017/2018

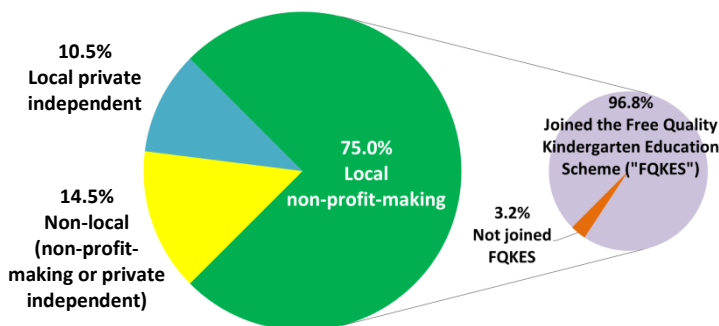


Figure 2 – Kindergartens by types of classes offered

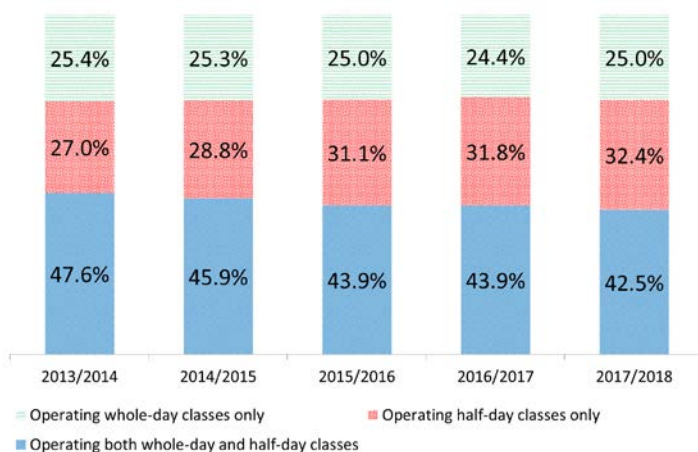


Figure 3 – Average annual school fees of local kindergartens

	2015/2016	2016/2017	2017/2018
Half-day classes			
NPM KGs under PEVS ⁽¹⁾ /FQKES ⁽²⁾	HK\$4,900 ⁽³⁾	HK\$5,700 ⁽³⁾	HK\$3,000 ⁽³⁾
NPM KGs not under PEVS/FQKES	HK\$34,100	HK\$34,700	HK\$36,100
Private independent KGs	HK\$52,700	HK\$55,700	HK\$59,100
Whole-day classes			
NPM KGs under PEVS ⁽¹⁾ /FQKES ⁽²⁾	HK\$18,700 ⁽³⁾	HK\$21,400 ⁽³⁾	HK\$8,100 ⁽³⁾
NPM KGs not under PEVS/FQKES	HK\$87,600	HK\$91,400	HK\$80,600
Private independent KGs	HK\$66,900	HK\$70,800	HK\$72,800

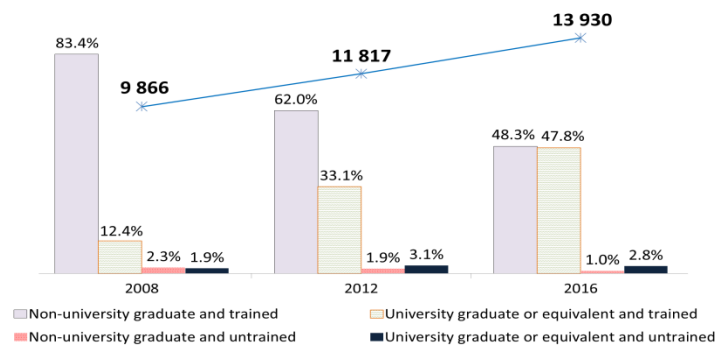
Notes: (1) Under PEVS, fee subsidy was provided to parents, which was HK\$22,510 per student per annum ("pspa") in 2015/2016 and HK\$23,230 pspa in 2016/2017.
(2) Under FQKES, direct subsidy is provided to KGs, which is HK\$33,190 and HK\$43,150 pspa respectively for HD and WD classes in 2017/2018.
(3) The school fee refers to the average amount on top of the subsidy and excludes the Former Aided Child Care Centres ("FACs").

Highlights

- All kindergartens ("KGs") in Hong Kong are privately run and they can be categorized as non-profit-making ("NPM") KGs and private independent ("PI") KGs in the local and non-local sectors. In the 2017/2018 school year, there are 1 030 KGs with 181 147 students, and 75% of KGs are local NPM KGs (Figure 1). Among them, 96.8% joined the Free Quality Kindergarten Education Scheme ("FQKES").
- FQKES has been implemented since 2017/2018 to replace the former Pre-primary Education Voucher Scheme ("PEVS"). Under PEVS, the Government provided fee subsidies to parents for meeting part of the school fees, with the subsidy amount being the same for half-day ("HD") classes and whole-day ("WD") classes. Probably as a result of this, the proportion of KGs solely operating HD classes has risen visibly from 27% in 2013/2014 to 32.4% in 2017/2018 (Figure 2), while there were less KGs operating both WD and HD classes.
- Different from PEVS, FQKES provides direct subsidies at a larger amount on a per student per annum basis to eligible local NPM KGs operating HD classes, with additional subsidies provided to those operating WD classes.
- In 2016/2017, the average annual school fees on top of the subsidy under PEVS paid by parents were about HK\$5,700 and HK\$21,400 for HD and WD classes respectively (Figure 3). After the replacement of FQKES in 2017/2018, the average annual school fees decreased to HK\$3,000 and HK\$8,100 for HD and WD classes. For NPM KGs not joining FQKES, probably in the face of growing competition, there was a notable reduction in the average annual school fee of WD classes in 2017/2018.

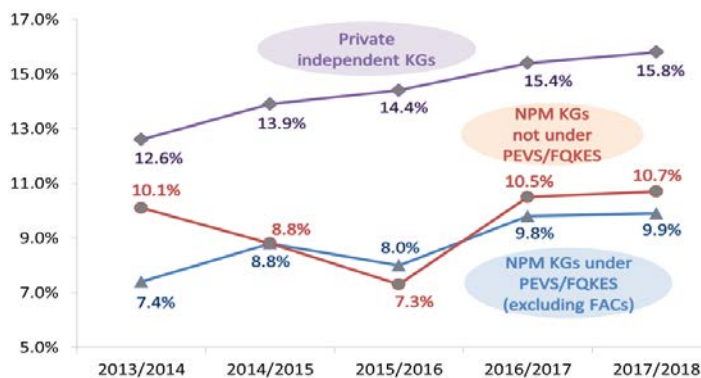
Pre-primary education in Hong Kong (cont'd)

Figure 4 – Academic qualifications and training status⁽¹⁾ of kindergarten teachers⁽²⁾



Notes: (1) Trained kindergarten teachers either obtained the Certificate in Early Childhood Education (or above), or attained the status of a qualified kindergarten teacher or qualified assistant kindergarten teacher (or equivalent).
(2) Percentage may not add up to 100% due to rounding.

Figure 5 – Wastage rates⁽¹⁾ of teachers in local kindergartens⁽²⁾



Notes: (1) Wastage rates refer to the number of drop-out teachers as a percentage of the total number of teachers in KGs concerned as at mid-September of the preceding school year.
(2) Figures for the 2017/2018 school year are provisional.

Figure 6 – Median monthly salary of full-time teachers in local kindergartens

	2016/2017	2017/2018*	% change
NPM KGs under PEVS/FQKES (excluding FACs)			
WD classes only	HK\$28,040	HK\$27,000	-3.7%
HD classes only	HK\$22,430	HK\$24,620	+9.8%
Both WD and HD classes	HK\$20,000	HK\$22,560	+12.8%
NPM KGs not under PEVS/FQKES			
WD classes only	HK\$29,455	HK\$31,063	+5.5%
HD classes only	HK\$21,550	HK\$26,700	+23.9%
Both WD and HD classes	HK\$23,344	HK\$29,455	+26.2%
Private independent KGs			
WD classes only	HK\$21,378	HK\$23,270	+8.9%
HD classes only	HK\$23,814	HK\$24,760	+4.0%
Both WD and HD classes	HK\$18,600	HK\$20,000	+7.5%

Note: (*) Figures for the 2017/2018 school year are provisional.

Highlights

- Over the past decade, the number of KG teachers has increased by 41.2% to a total of 13 930 in 2016 (**Figure 4**). This was contributed by the increasing number of university graduates (or equivalent qualification) with relevant training, with its share rising from 12.4% in 2008 to 47.8% in 2016. Since 2011/2012, KG teachers have been required to possess a relevant certificate qualification based on a prescribed teacher-to-pupil ratio. A growing proportion of teachers attaining university level indicates continued strengthening of teachers' qualifications in the sector.
- Despite the increase in the number of KG teachers, the wastage rates of KG teachers in local KGs have generally increased in the past five years. Among them, the wastage rates of KG teachers in local PI KGs were the highest, standing at 15.8% in 2017/2018 (**Figure 5**). For the other two types of local KGs, while the wastage rates of teachers were less acute, they remained at around 10%.
- Salary level is considered one of the key factors affecting the wastage rates. As indicated in **Figure 6**, the median monthly salary of full-time teachers in local PI KGs is the lowest within the range of HK\$20,000-HK\$24,760 in 2017/2018. In contrast, the median salary levels in NPM KGs not joining FQKES are the highest after favourable increment. For KGs under FQKES, a slight drop of 3.7% is recorded in those operating WD classes only. To ensure that teachers in FQKES-joined KGs are remunerated reasonably, the Government has since 2017/2018 set out the salary ranges for different ranks of qualified teaching staff. For class teachers, the monthly salary range is HK\$20,770-HK\$36,930.

Data source: Latest figures from the Education Bureau.

Research Office
Information Services Division
Legislative Council Secretariat
28 June 2018
Tel: 2871 2114