



Organ donation

Figure 1 – No. of human organ/tissue donations in HA⁽¹⁾

Organ/tissue	2015	2016	2017	2018	2019
Cornea (piece)	262	276	367	346	324
Kidney (total)	81	78	78	76	57
- deceased donor	66	60	61	60	42
- live donor	15	18	17	16	15
Liver (total)	59	73	74	53	43
- deceased donor	36	37	40	34	23
- live donor	23	36	34	19	20
Heart	14	12	13	17	8
Lung	13	9	13	7	7
Skin	10	10	11	10	5
Bone	4	1	3	0	1

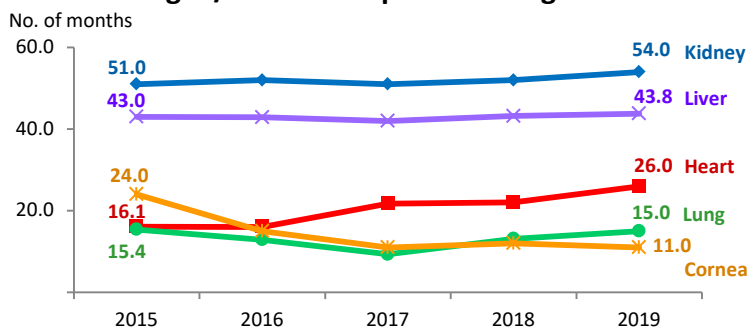
Note: (1) Figures as at end of the year.

Figure 2 – No. of patients waiting for transplant^{(1), (2)}

Organ/tissue	No of patients on waiting list		Patient-to-donation ratio ⁽³⁾	
	2015	2019	2015	2019
Kidney	1 941	2 268	24.0 : 1	39.8 : 1
Cornea	374	269	1.4 : 1	0.8 : 1
Liver	89	60	1.5 : 1	1.4 : 1
Heart	36	54	2.6 : 1	6.8 : 1
Lung	16	24	1.2 : 1	3.4 : 1

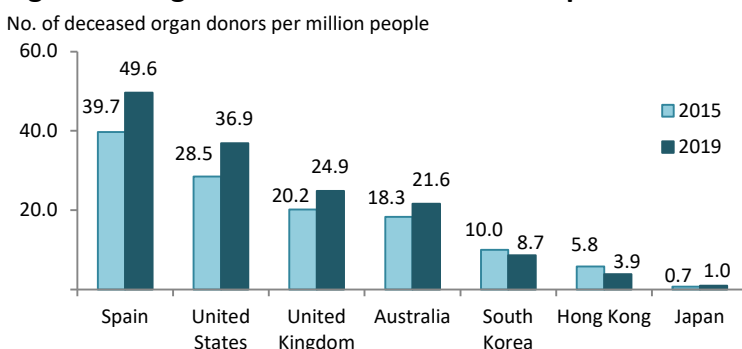
Notes: (1) Figures as at end of the year.
(2) Patients in need of skin and bone transplant are not included in the waiting list as the cases are spontaneous and urgent in nature.
(3) Patient-to-donation ratio is the ratio of number of patients waiting for an organ transplant to the number of donations.

Figure 3 – Average waiting time⁽¹⁾ for patients on the organ/tissue transplant waiting list



Note: (1) Figures as at end of the year.

Figure 4 – Organ donation rates in selected places



Highlights

- Organ transplants help save lives of patients suffering from end-stage organ failure. However, the number of cadaveric donations for transplant handled by the Hospital Authority ("HA") has dropped for various organs/tissues except for cornea donations between 2015 and 2019 (Figure 1). As a consequence of cadaveric organ shortage, living donations have been playing an increasingly important role with living donations accounting for 26% of kidney transplants and 47% of liver transplants in 2019.

- Kidneys have been the most needed organ for transplant, as evidenced by the high number of patients on the transplant waiting list in recent years (Figure 2). Yet, the limited availability of kidneys for transplant boosted the patient-to-donation ratio and average waiting time to a high of 39.8:1 (Figure 2) and 54 months respectively (Figure 3) in 2019. While the corresponding figures for other organ donation were much lower than that of kidneys, the average patient waiting time was still an issue of concern (Figure 3). Indeed, 150 patients died while waiting for liver, heart or lung transplant between 2015 and 2019.

- Hong Kong has one of the lowest deceased organ donation rates in the world. The number of donors per million people ("pmp") stood at 3.9 in 2019 (Figure 4), down from 5.8 in 2015. Hong Kong paled significantly in comparison with many other developed economies. In particular, Spain recorded a very high organ donation rate of 49.6 donors pmp in 2019, attributable to factors such as establishing a dedicated national organization to coordinate organ donation activities and deploying trained transplant coordinators in each hospital to facilitate early identification of potential donors.

Organ donation (cont'd)

Figure 5 – No. of registrations recorded in CODR

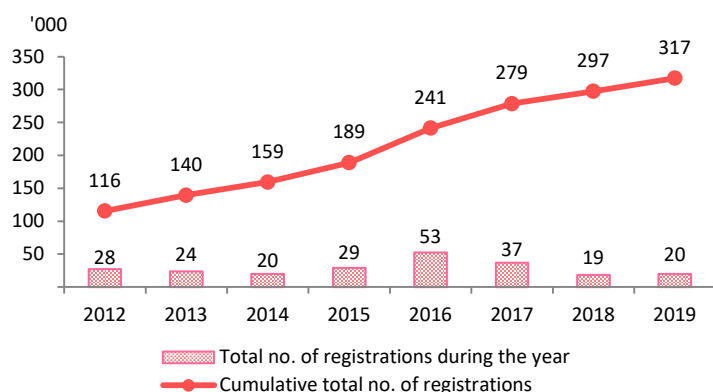
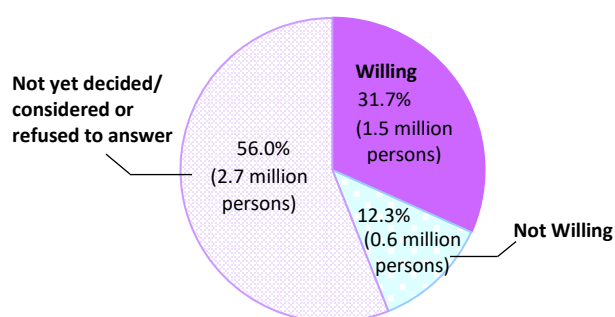
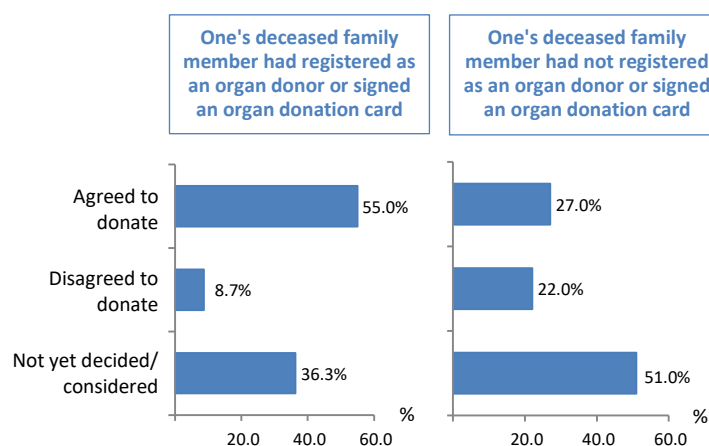


Figure 6 – Willingness to donate organs after death among persons aged 18-64, 2018-2019⁽¹⁾



Note: (1) Based on findings of the Thematic Household Survey conducted by C&SD between November 2018 and February 2019 in which some 10 100 households were enumerated. Within each sampled household, persons aged 18-64 were asked about their views on organ donation.

Figure 7 – Views on donating deceased family members' organs among persons aged 18-64, 2018-2019⁽¹⁾



Note: (1) Based on findings of the Thematic Household Survey conducted by C&SD between November 2018 and February 2019.

Highlights

- Meanwhile, Hong Kong has adopted an opt-in system under which potential donors have to explicitly express their consent to donation through registering online with the Centralised Organ Donation Register ("CODR") or carrying a signed organ donation card.
- In 2016, the Government has stepped up the promotional efforts on organ donation by setting up the Committee on Promotion of Organ Donation to coordinate relevant activities. Yet, the number of new registrations with CODR peaked at some 53 000 cases in 2016, before tapering off in the ensuing years (Figure 5). This might suggest the room for enhancing the effectiveness of the promotion activities to attract more potential donors.
- In 2018-2019, the Census and Statistics Department ("C&SD") conducted a survey on persons aged 18-64 about their views on organ donation. The survey found that only one-third of respondents were willing to donate their organs after death (Figure 6), similar to the level recorded in the survey conducted in 2016-2017. The finding further highlights the need to expand the base of registrants on CODR by encouraging more passive potential donors to register their wish through appropriate promotion strategies.
- The 2018-2019 C&SD survey also found that more persons would agree to donate the organs of their deceased family members, should the latter had registered with CODR or signed an organ donation card (Figure 7). As such, there are calls for public education programme to encourage potential donors to discuss with their family members and express their donation desire beforehand, in order to ensure their wishes are upheld after they die.

Data sources: Latest figures from Census and Statistics Department, Department of Health, Food and Health Bureau, Hospital Authority, and International Registry in Organ Donation and Transplantation.

Research Office
Information Services Division
Legislative Council Secretariat
14 January 2021
Tel: 2871 2122