

表一：主要石油產品進口單位價格

Table 1 : Import unit values of major oil products

年/月 Year/Month	車用汽油 Motor Spirit		液體狀 石油氣 Liquefied petroleum gas	輕質柴油 Light diesel oil (超低含硫 量柴油 Ultra Low Sulphur Diesel)	石腦油 Naphtha	煤油類噴氣式 發動機燃料 Kerosene type jet fuel	燃油 Fuel oil
	含鉛 Leaded	不含鉛 Unleaded					
	(港元/公升) (\$/Litre)		(港元/公斤) (\$/Kg)	(港元/公升) (\$/Litre)	(港元/公升) (\$/Litre)	(港元/公升) (\$/Litre)	(港元/公升) (\$/Litre)
2001 八 Aug	-	1.61	2.12	1.49 (1.65)	1.24	1.47	1.06
九 Sep	-	1.75	2.18	1.49 (1.67)	1.32	1.54	1.16
十 Oct	-	1.45	2.20	1.34 (1.55)	1.13	1.44	1.03
十一 Nov	-	1.33	2.12	1.17 (1.34)	0.95	1.29	0.86
十二 Dec	-	1.38	2.01	1.04 (1.26)	0.97	1.14	0.88
2002 一 Jan	-	1.31	2.05	1.08 (1.23)	1.01	1.19	0.87
二 Feb	-	1.50	1.93	1.11 (1.25)	1.11	1.15	0.90
三 Mar	-	1.66	1.84	1.26 (1.42)	1.28	1.23	1.02
四 Apr	-	1.81	1.91	1.41 (1.56)	1.38	1.32	1.15
五 May	-	1.75	2.09	1.42 (1.54)	1.34	1.40	1.22
六 Jun	-	1.76	2.07	1.42 (1.59)	1.26	1.35	1.19
七 Jul	-	1.67	2.11	1.44 (1.58)	1.27	1.37	1.23
八 Aug	-	1.67	2.17	1.44 (1.55)	1.33	1.46	1.26
九 Sep	-	1.75	2.44	1.54 (1.70)	1.41	1.59	1.34
十 Oct	-	1.78	2.65	1.64 (1.75)	1.43	1.64	1.29
十一 Nov	-	1.66	2.90	1.48 (1.62)	1.32	1.52	1.13
十二 Dec	-	1.75	2.86	1.55 (1.69)	1.45	1.57	1.30
2003 一 Jan	-	1.91	3.08	1.68 (1.82)	1.69	1.70	1.40
二 Feb	-	2.20	3.09	1.87 (1.97)	1.82	1.87	1.55
三 Mar	-	2.10	3.03	1.91 (2.03)	1.80	1.90	1.45

四 Apr	-	1.97	2.71	1.58 (1.69)	1.42	1.56	1.28
五 May	-	1.72	2.25	1.47 (1.56)	1.27	1.45	1.31
六 Jun	-	1.80	2.33	1.47 (1.55)	1.40	1.44	1.35
七 Jul	-	2.01	2.38	1.47 (1.55)	1.49	1.48	1.41

註:

(一) 由於種種原因，例如入口商/出口商遲了呈遞報關表及報關表上有疑問的資料澄清需時，故此有一小部份在某一裝運月份內報關的資料未必可計算在有關統計月份的貿易統計內，而要計算在其他稍後統計月份的貿易統計內。

(二) 某類油產品在某月份的單位價格是指各油公司在該月份報關的該類產品的進口平均單位價格，與個別油公司所支付的單位價格未必盡同。

(三) 超低含硫量柴油在二零零三年第二季的進口平均單位價格每公升為 1.6 港元。

“-” 沒有進口。

Notes:

(i) For reasons such as the late lodgement of declarations by importers/exporters and lengthy process in clarifying some dubious data on declarations, a small proportion of declarations pertaining to a shipment month may not be included in time in the trade statistics of the relevant statistical month but will be included in the trade statistics of subsequent statistical months.

(ii) The import unit value of an oil product for a particular month is the average unit value of the imported consignments of that product declared by oil companies for that month. It may be different from the import unit value of that product experienced by any particular individual oil company.

(iii) The average import unit value of ULSD in the second quarter of 2003 is \$1.6 per litre.

“-” No import consignment.

表二：汽油，火水，石油氣，柴油 (供汽車使用)及煤氣平均零售價

Table 2: Average retail prices of petrol, kerosene, L.P. gas
diesel oil for road vehicles and town gas

年/月 Year/Month	汽油 Petrol		火水 Kerosene	石油氣 L.P.gas	柴油 Diesel oil (road use)		煤氣 Town gas
	含鉛 Leaded	不含鉛 Unleaded			普通 Normal	環保 Environmental	
		(港元/公升) (\$/Litre)	(港元/公升) (\$/Litre)	(港元/公斤) (\$/Kg)	(港元/公升) (\$/Litre)	(港元/兆耳) (\$/MJ)	
2001 八 Aug	N.A.	10.60 10.52*	4.71	11.58	N.A. 5.84	0.2103	
九 Sep	N.A.	10.60 10.52*	4.69	11.58	N.A. 5.84	0.2091	
十 Oct	N.A.	10.60 10.52*	4.65	11.58	N.A. 5.84	0.2056	
十一 Nov	N.A.	10.41 10.33*	4.65	11.58	N.A. 5.75	0.1996	
十二 Dec	N.A.	10.40 10.32*	4.63	11.58	N.A. 5.57	0.1964	
2002 一 Jan	N.A.	10.40 10.30*	4.62	11.58	N.A. 5.54	0.1941	
二 Feb	N.A.	10.40 10.30*	4.52	11.17	N.A. 5.54	0.1940	
三 Mar	N.A.	10.54 10.44*	4.52	11.17	N.A. 5.64	0.1974	
四 Apr	N.A.	10.69 10.62*	4.52	11.17	N.A. 5.79	0.2005	
五 May	N.A.	10.75 10.68*	4.52	11.17	N.A. 5.82	0.2083	
六 Jun	N.A.	10.85 10.77*	4.52	11.17	N.A. 5.87	0.2100	
七 Jul	N.A.	10.80 10.72*	4.55	11.17	N.A. 5.87	0.2082	
八 Aug	N.A.	10.75 10.69*	4.54	11.17	N.A. 5.87	0.2064	
九 Sep	N.A.	10.79 10.73*	4.61	11.17	N.A. 5.93	0.2058	
十 Oct	N.A.	10.83 10.77*	4.62	11.17	N.A. 5.99	0.2084	
十一 Nov	N.A.	10.80 10.74*	4.62	11.17	N.A. 5.99	0.2092	
十二 Dec	N.A.	10.73 10.67*	4.62	11.81	N.A. 5.99	0.2086	
2003 一 Jan	N.A.	10.86 10.80*	4.62	11.81	N.A. 6.04	0.2092	

二 Feb	N.A.	11.03	10.97*	4.67	12.43	N.A.	6.16	0.2172
三 Mar	N.A.	11.21	11.15*	4.70	12.43	N.A.	6.32	0.2338
四 Apr	N.A.	11.13	11.07*	4.68	12.43	N.A.	6.25	0.2260
五 May	N.A.	11.03	10.97*	4.68	12.43	N.A.	6.08	0.2188
六 Jun	N.A.	10.88	10.83*	4.66	12.02	N.A.	6.07	0.2079
七 Jul	N.A.	10.88	10.84*	4.66	12.02	N.A.	6.07	0.2032

註：

- (1) 上述平均零售價是政府統計處的物價統計科從價格統計調查中直接向零售商調查得來的。代表整個月的平均煤氣價格是按每月消耗量不超過 2 5 0 0 兆焦耳的平均收費經燃料費調整後計算。而每月的燃料調整費是按該月及下月份的燃料價格變動調整費的平均數計算。
- (2) 有“*”的汽油零售價已將入油現金券及入油折扣計算在內。
- (3) 不含鉛汽油和柴油的平均零售價是根據該月份內相關的每日價格計算。

“N.A.” 不適用

Notes :

- (1) The average retail prices shown above are collected directly from retail outlets in pricing surveys conducted by the Price Statistics Branch of the Census & Statistics Department. They are the average prices for the whole month. The prices for town gas shown above refer to monthly average charges for consumption level not exceeding 2500 MJ (megajoule), after adjustment made for fuel cost variation. The rates of fuel cost variation for a month and the following month are averaged to derive the rate applicable to the month concerned.
- (2) The use of cash coupon and /or discount for petroleum refill was incorporated in the retail prices of petrol marked with "*".
- (3) The average retail prices of unleaded petrol and diesel oil are compiled based on the respective daily prices throughout the whole month.

“N.A.” Not applicable

表三：油公司公布的主要燃料價格調整表

Table 3 : Chronology of price adjustments for major fuels
announced by oil companies

年/月 Year/Month	汽油 Petrol		車用柴油 Diesel oil (road use)	
	含鉛 Leaded	不含鉛辛烷值九十八 Unleaded Octane 98	普通 Normal	環保 Environmental
	(港元/公升) (\$/Litre)	(港元/公升) (\$/Litre)		(港元/公升) (\$/Litre)
2001 八 Aug	N.A.	-	-	-
九 Sep	N.A.	-	-	-
十 Oct	N.A.	-	-	-
十一 Nov 3	N.A.	3 companies 10.60 to 10.40	-	3 companies 5.84 to 5.74
3	N.A.	2 companies 10.59 to 10.39	-	2 companies 5.85 to 5.75
十二 Dec 4	N.A.	-	-	2 companies 5.75 to 5.55
4-6	N.A.	-	-	3 companies 5.74 to 5.54
2002 一 Jan	N.A.	-	-	-
二 Feb	N.A.	-	-	-
三 Mar 2-3	N.A.	3 companies 10.40 to 10.55	-	3 companies 5.54 to 5.64
3	N.A.	2 companies 10.39 to 10.54	-	2 companies 5.55 to 5.65
四 Apr 4	N.A.	2 companies 10.54 to 10.69	-	2 companies 5.65 to 5.80
4-5	N.A.	3 companies 10.55 to 10.70	-	3 companies 5.64 to 5.79
18	N.A.	1 company 10.70 to 10.85	-	1 company 5.79 to 5.89
27	N.A.	1 company 10.85 to 10.70	-	1 company 5.89 to 5.79
五 May 18-21	N.A.	3 companies 10.70 to 10.85	-	3 companies 5.79 to 5.87
23	N.A.	2 companies 10.69 to 10.84	-	2 companies 5.80 to 5.88
六 Jun	N.A.	-	-	-
七 Jul 17-18	N.A.	3 companies 10.85 to 10.75	-	-
18	N.A.	2 companies 10.84 to 10.74	-	-
八 Aug	N.A.	-	-	-
九 Sep 14-19	N.A.	3 companies 10.75 to 10.83	-	3 companies 5.87 to 5.99
15	N.A.	2 companies 10.74 to 10.82	-	2 companies 5.88 to 6.00
十 Oct	N.A.	-	-	-
十一 Nov 22-23	N.A.	3 companies 10.83 to 10.73	-	-
23	N.A.	1 company 10.82 to 10.72	-	-
十二 Dec	N.A.	-	-	-
2003 一 Jan 11-13	N.A.	3 companies 10.73 to 10.93	-	3 companies 5.99 to 6.07
14	N.A.	1 company 10.72 to 10.92	-	1 company 6.00 to 6.08
二 Feb 15-21	N.A.	3 companies 10.93 to 11.21	-	3 companies 6.07 to 6.32
21	N.A.	1 company 10.92 to 11.20	-	1 company 6.08 to 6.33

三 Mar		N.A.	-	-	-
四 Apr	17	N.A.	3 companies 11.21 to 11.03	-	3 companies 6.32 to 6.17
	17	N.A.	1 company 11.20 to 11.02	-	1 company 6.33 to 6.18
五 May	3	N.A.	-	-	3 companies 6.17 to 6.07
	3	N.A.	-	-	1 company 6.18 to 6.08
	31	N.A.	2 companies 11.03 to 10.88	-	-
	31	N.A.	1 company 11.02 to 10.87	-	-
六 Jun	1	N.A.	1 company 11.03 to 10.88	-	-
七 Jul		N.A.	-	-	-

註： 上述汽油及車用柴油包括汽油稅。二零零一至二零零三年間財政預算宣布後汽油稅調整如下：

Notes: The above prices for petrol and diesel oil for road vehicles include duties. During 2001 to 2003, the duties adjusted following the Budget announcement of the year are as follows:

	2001 (港元/公升) (\$/litre)	2002 (港元/公升) (\$/litre)	2003 (港元/公升) (\$/litre)
含鉛汽油 Petrol, leaded	6.82	6.82	6.82
不含鉛汽油 Petrol, unleaded	6.06	6.06	6.06
供汽車使用普通柴油 Normal diesel oil for road vehicles	2.89	2.89	2.89

由二零零零年七月起，各油公司引入含硫量少於 0.005% 的輕質柴油(超低含硫量柴油)。

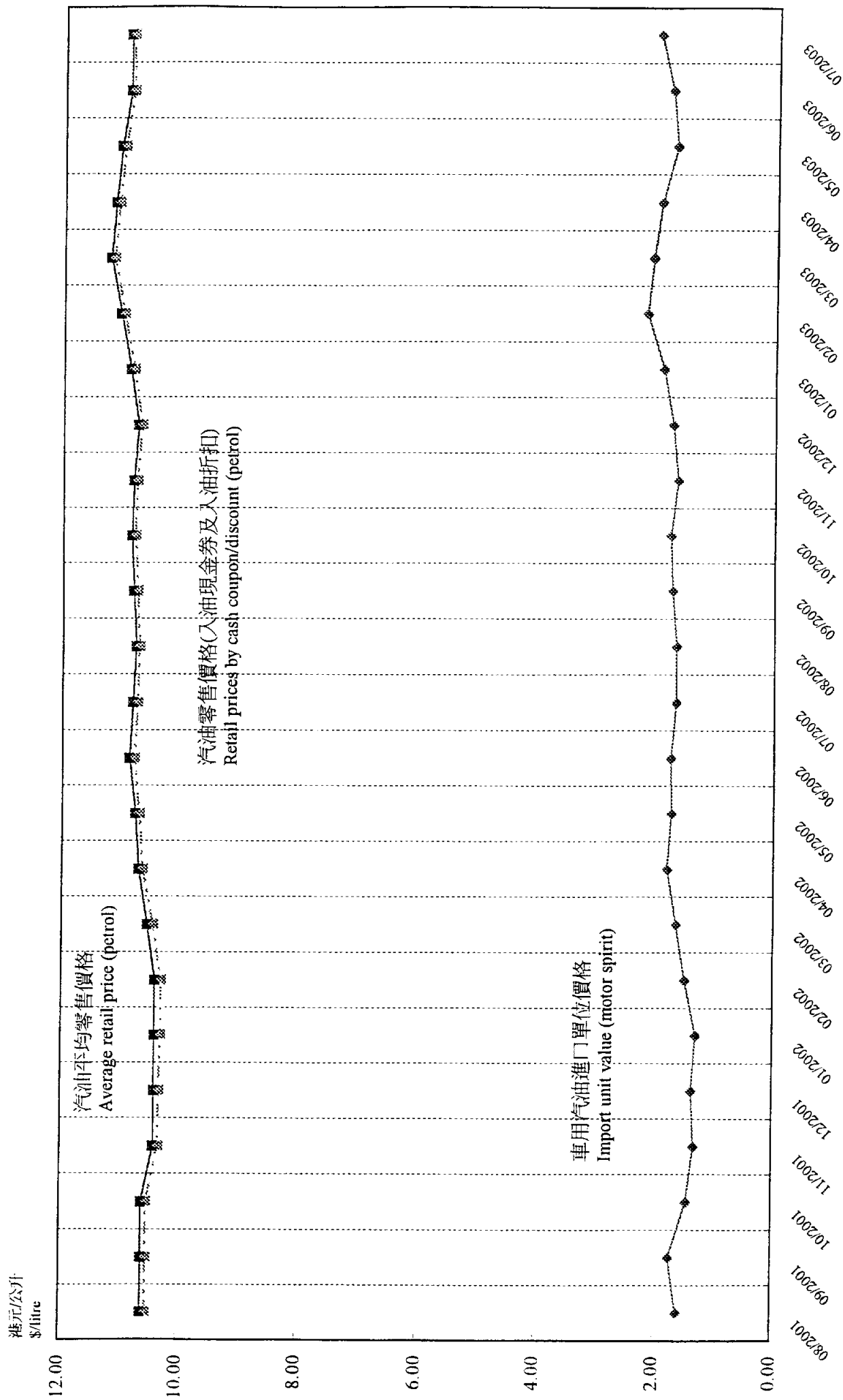
Light diesel oil, not more than 0.005% by weight of sulphur content (Ultra Low Sulphur Diesel)(ULSD) was introduced by oil companies starting from July 2000.

由二零零零年七月七日至二零零四年三月三十一日(包括首尾兩天)，環保柴油每升的應繳稅率為 \$1.11。

From 7 July 2000 to 31 March 2004 (both dates inclusive), the payable duty on environmental diesel oil is \$1.11 per litre.


圖表一：車用汽油及汽油價格走勢(不含鉛)

Chart 1 : Price Movement of Motor Spirit and Petrol (Unleaded)



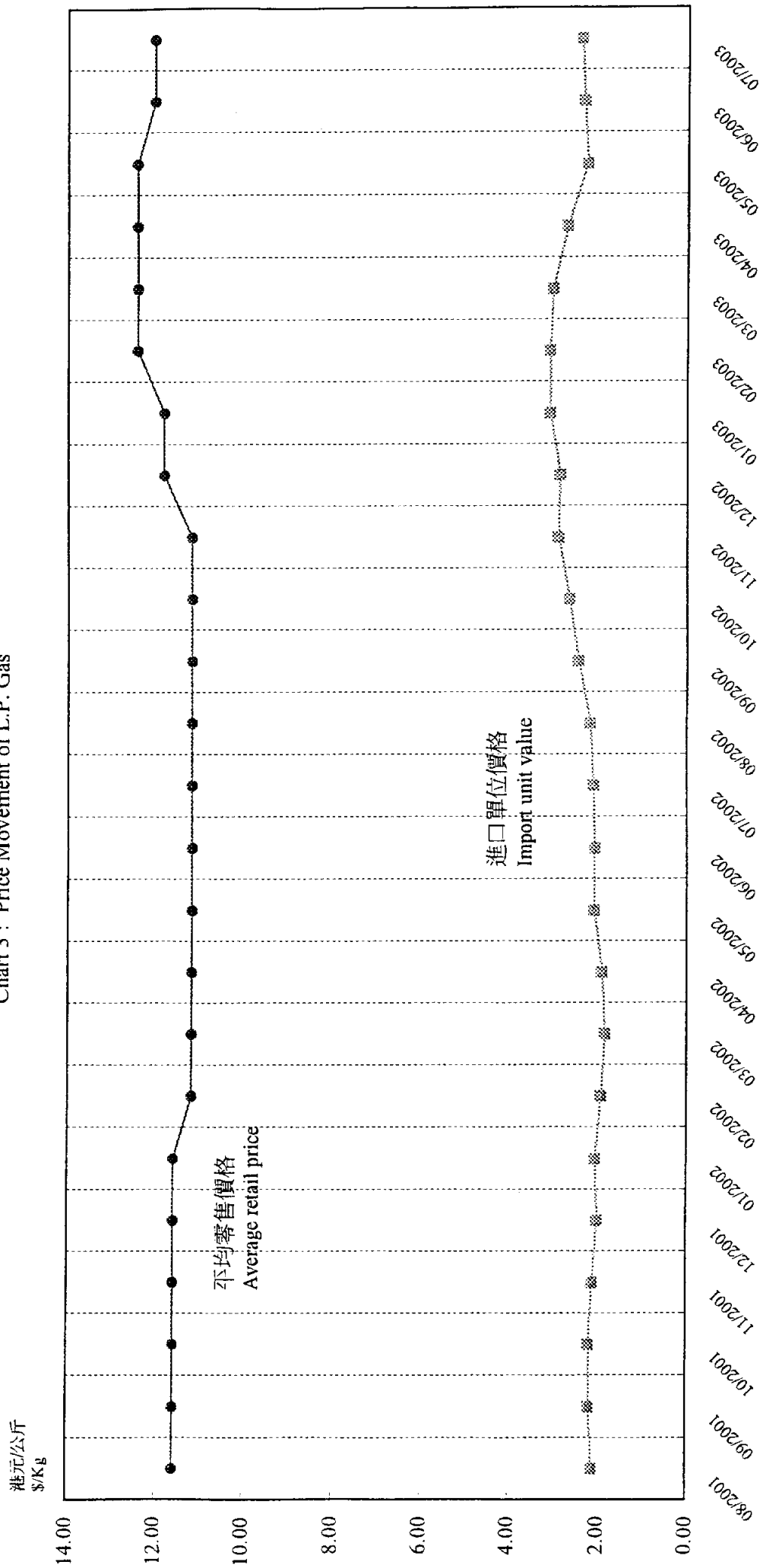
圖表二：火水價格走勢

Chart 2 : Price Movement of Kerosene



圖表三：石油氣價格走勢

Chart 3 : Price Movement of L.P. Gas

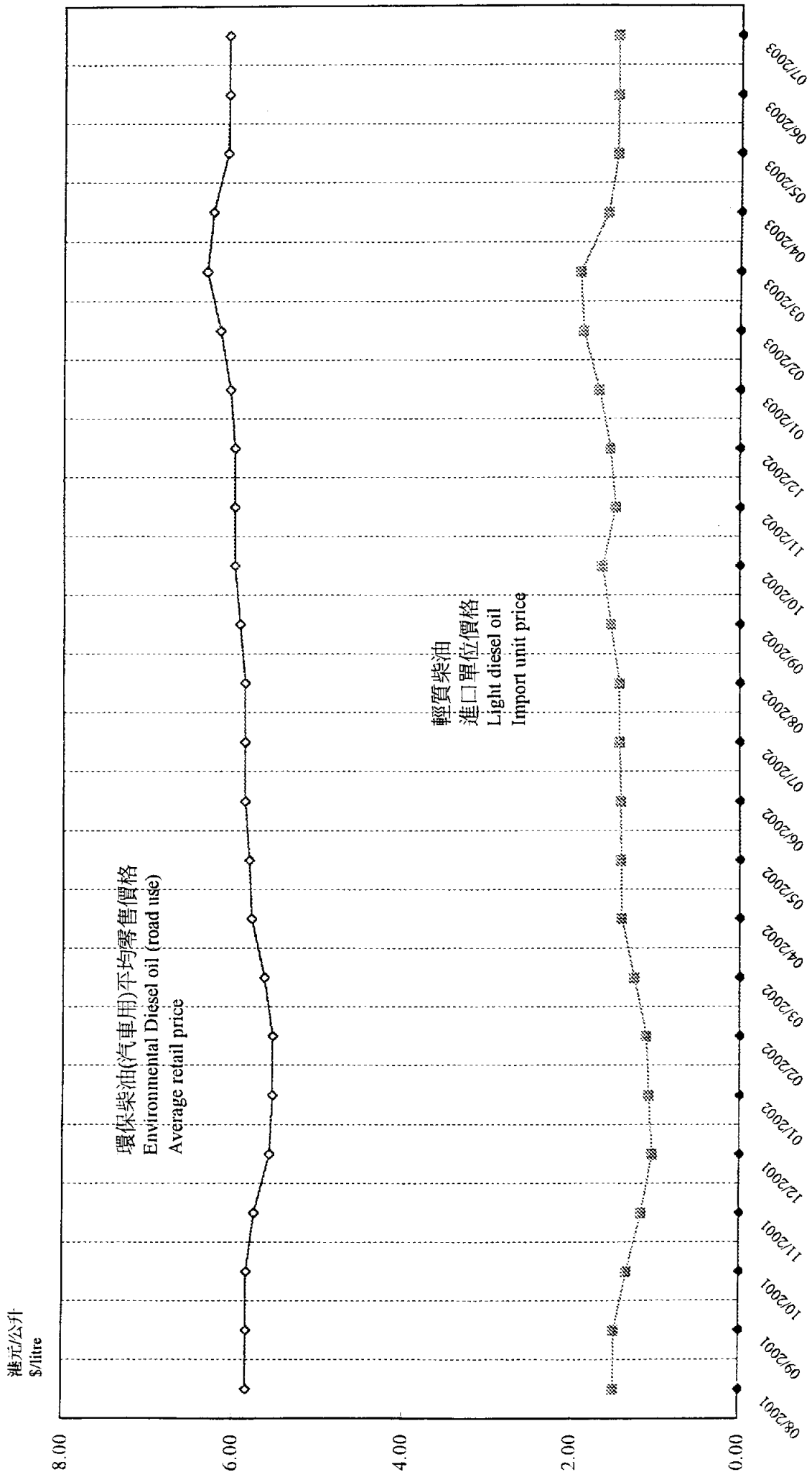


註釋：自一九九九年九月起，石油氣的價格資料來源已由石油氣代理商轉為石油氣零售商。從石油氣零售商搜集的價格已追溯到一九九八年十月。故此，從一九九八年十月起的數字都不能與該時期的數字相比較。

Note : As from September 1999, the data source of liquefied petroleum gas (L.P. gas) has been changed from L.P. gas distributive agents to L.P. gas retailing shops. The price data collected from the latter were back-dated to October 1998. Therefore, figures from Oct 1998 onwards are not strictly comparable to those in the past period.

圖表四：柴油價格走勢

Chart 4 : Price Movement of Diesel Oil



註釋：由二零零零年七/八月底起，各油公司引入環保柴油以取代普通柴油。

Note : Environmental diesel oil was introduced by oil companies in replacement of normal diesel oil starting from July/August 2000.