

二零零四年與二零零三年罪案數字比較

	二零零三年	二零零四年	二零零四年與二零零三年比較			
			數字	百分率		
1. 整體罪案	88 377	81 315	-	7 062	-	8.0
2. 整體罪案率 ⁽¹⁾	1 299.1	1 188.5	-	110.6	-	8.5
3. 整體罪案破案率	39.2%	43.6%	+ 4.4 個百分點			
4. 暴力罪案	14 542	13 890	-	652	-	4.5
5. 暴力罪案率 ⁽¹⁾	213.8	203.0	-	10.8	-	5.1
6. 暴力罪案破案率	52.4%	57.4%	+ 5.0 個百分點			
7. 各類劫案 ⁽²⁾ ，包括：	3 215	2 237	-	978	-	30.4
a 持真槍劫案	-	3	+	3	-	-
b 持其他槍械劫案(電槍)	4	7	+	3	+	75.0
c 持類似手槍物體劫案	44	47	+	3	+	6.8
d 銀行劫案	34	16	-	18	-	52.9
e 金舖 / 銀行劫案	9	6	-	3	-	33.3
8. 爆竊案	9 076	7 002	-	2 074	-	22.9
9. 兇殺案 ⁽²⁾	52	45	-	7	-	13.5
10. 勒索 ⁽²⁾	592	558	-	34	-	5.7
11. 刑事恐嚇 ⁽²⁾	933	1 145	+	212	+	22.7
12. 傷人及嚴重毆打 ⁽²⁾	7 147	7 161	+	14	+	0.2
a 傷人	1 723	1 671	-	52	-	3.0
b 嚴重毆打	5 424	5 490	+	66	+	1.2
13. 強姦 ⁽²⁾	70	92	+	22	+	31.4
14. 非禮 ⁽²⁾	1 018	1 034	+	16	+	1.6
15. 刑事毀壞	7 608	6 920	-	688	-	9.0
16. 非法會社罪行	764	727	-	37	-	4.8
17. 嚴重毒品罪行	2 142	2 167	+	25	+	1.2
18. 盜竊案，包括：	40 887	37 500	-	3 387	-	8.3
a 失車	2 301	1 740	-	561	-	24.4
b 搶掠	1 117	878	-	239	-	21.4
c 打荷包	1 681	1 623	-	58	-	3.5
d 店舖盜竊	9 304	9 186	-	118	-	1.3
e 車內盜竊	4 232	2 970	-	1 262	-	29.8
f 雜項盜竊	20 015	19 409	-	606	-	3.0
19. 欺詐	4 732	4 009	-	723	-	15.3
20. 犯罪被捕人數						
a 少年罪犯(十至十五歲) #	5 156	4 897	-	259	-	5.0
b 青年罪犯(十六至二十歲)	6 018	5 812	-	206	-	3.4
c 內地非法入境者	724	546	-	178	-	24.6
d 內地旅客	2 123	2 263	+	140	+	6.6
21. 搜獲毒品 ⁽³⁾ ：						
a 海洛英(公斤)	42	42 *	-	-	-	-
b 大麻(公斤)	248	201 *	-	47	-	19.0
c 冰(公斤)	39	28 *	-	11	-	28.2
d K仔(公斤)	51	71 *	+	20	+	39.2
e 忘我類(粒)	142 912	321 004 *	+	178 092	+	124.6

註釋：⁽¹⁾ 罪案率 = 每十萬人口的罪案數字〔根據政府統計處最新發布的人口數字〕。

⁽²⁾ 屬於其中一類暴力罪案。

⁽³⁾ 數字包括香港海關。

* 臨時數字〔待政府化驗所確定〕。

由二零零三年七月一日開始，刑事責任的最低年齡由七歲提升至十歲。在此日前，少年的年齡組別是指七至十五歲。

Comparison of 2004 and 2003 Crime Situation

	2003	2004	2004 Compared with 2003	
			Numerical	Percentage
1. Overall Crime	88 377	81 315	- 7 062	- 8.0
2. Overall Crime Rate ⁽¹⁾	1 299.1	1 188.5	- 110.6	- 8.5
3. Overall Crime Detection Rate	39.2%	43.6%	+ 4.4 percentage points	
4. Violent Crime	14 542	13 890	- 652	- 4.5
5. Violent Crime Rate ⁽¹⁾	213.8	203.0	- 10.8	- 5.1
6. Violent Crime Detection Rate	52.4%	57.4%	+ 5.0 percentage points	
7. All Robberies ⁽²⁾ , including :	3 215	2 237	- 978	- 30.4
a Robbery with Firearms	-	3	+ 3	-
b Robbery with Arms (Stun Guns)	4	7	+ 3	+ 75.0
c Robbery with Pistol Like Object	44	47	+ 3	+ 6.8
d Bank Robbery	34	16	- 18	- 52.9
e Goldsmith/Watch Shop Robberies	9	6	- 3	- 33.3
8. Burglary	9 076	7 002	- 2 074	- 22.9
9. Homicide ⁽²⁾	52	45	- 7	- 13.5
10. Blackmail ⁽²⁾	592	558	- 34	- 5.7
11. Criminal Intimidation ⁽²⁾	933	1 145	+ 212	+ 22.7
12. Wounding and Serious Assault ⁽²⁾	7 147	7 161	+ 14	+ 0.2
a Wounding	1 723	1 671	- 52	- 3.0
b Serious Assault	5 424	5 490	+ 66	+ 1.2
13. Rape ⁽²⁾	70	92	+ 22	+ 31.4
14. Indecent Assault ⁽²⁾	1 018	1 034	+ 16	+ 1.6
15. Criminal Damage	7 608	6 920	- 688	- 9.0
16. Unlawful Society Offences	764	727	- 37	- 4.8
17. Serious Narcotics Offences	2 142	2 167	+ 25	+ 1.2
18. All Thefts, including :	40 887	37 500	- 3 387	- 8.3
a Missing Motor Vehicles	2 301	1 740	- 561	- 24.4
b Snatching	1 117	878	- 239	- 21.4
c Pickpocketing	1 681	1 623	- 58	- 3.5
d Shop Theft	9 304	9 186	- 118	- 1.3
e Theft from Vehicle	4 232	2 970	- 1 262	- 29.8
f Miscellaneous Thefts	20 015	19 409	- 606	- 3.0
19. Deception	4 732	4 009	- 723	- 15.3
20. Persons Arrested for Crime				
a Juveniles (aged 10 - 15) #	5 156	4 897	- 259	- 5.0
b Young Persons (aged 16 - 20)	6 018	5 812	- 206	- 3.4
c Mainland Illegal Immigrants	724	546	- 178	- 24.6
d Mainland Visitors	2 123	2 263	+ 140	+ 6.6
21. Drug Seizures ⁽³⁾ :				
a Heroin (kg)	42	42 *	-	-
b Cannabis (kg)	248	201 *	- 47	- 19.0
c Methylamphetamine (Ice) (kg)	39	28 *	- 11	- 28.2
d Ketamine (kg)	51	71 *	+ 20	+ 39.2
e Ecstasy-type (tablet)	142 912	321 004 *	+ 178 092	+ 124.6

Notes : ⁽¹⁾ Crime Rate = Crimes per 100 000 population (based on the latest population figure released by the Census & Statistics Dept.).

⁽²⁾ Belongs to a type of violent crime.

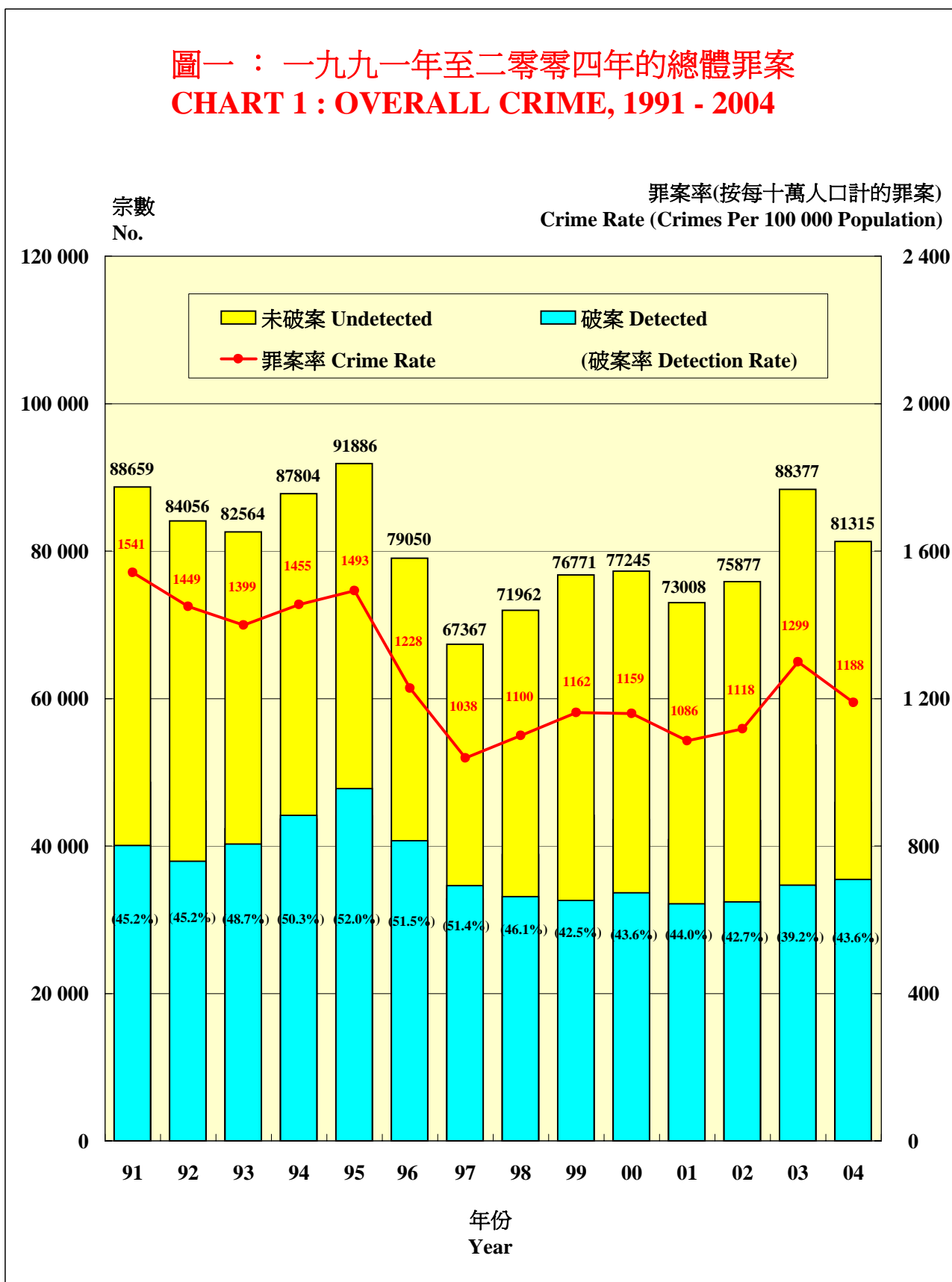
⁽³⁾ Figures include Customs and Excise Department.

* Provisional figure (pending confirmation by the Government Laboratory).

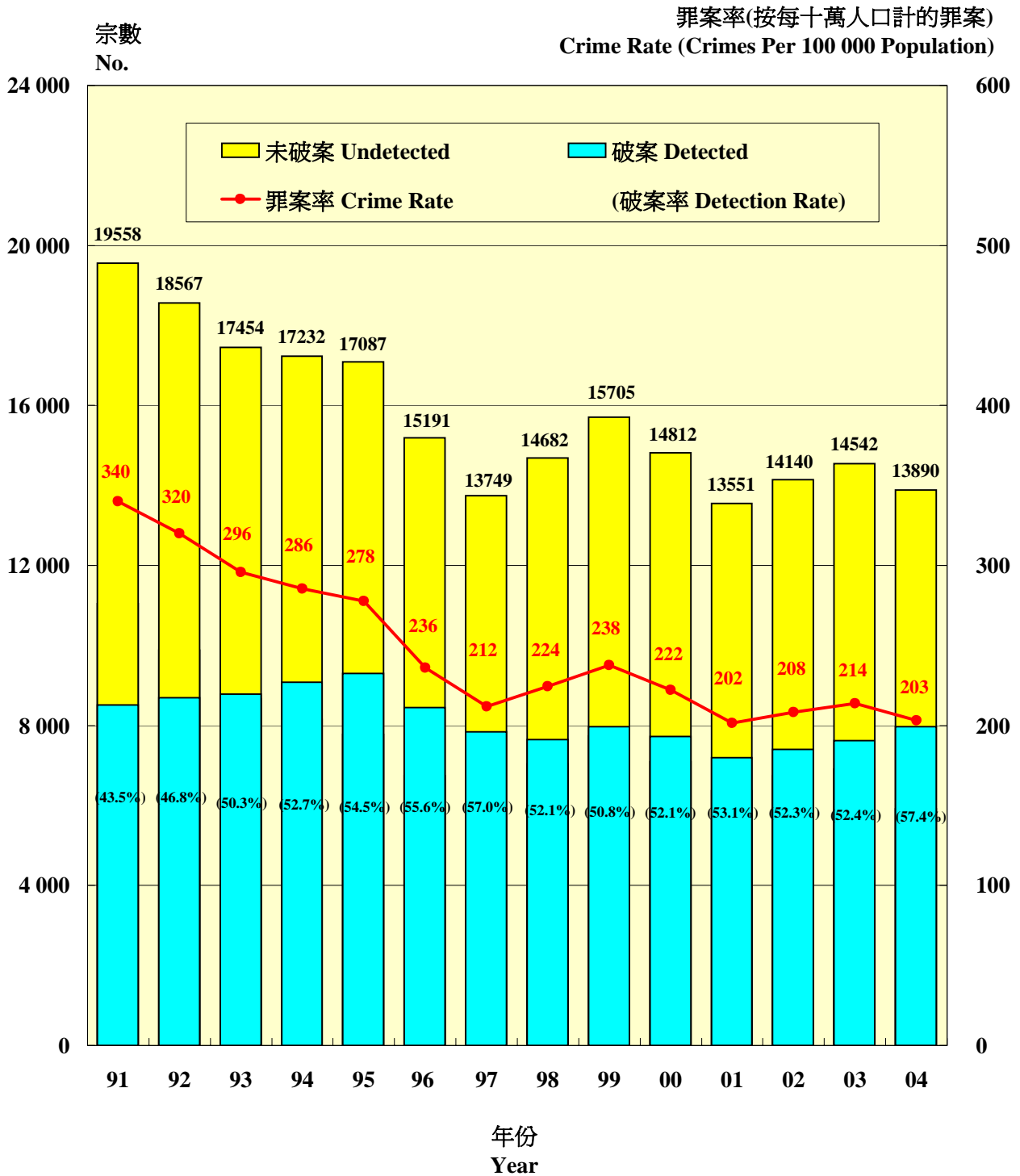
As from 1.7.2003, the minimum age of criminal liability has been raised from 7 to 10.

Before that date, juveniles refer to the age group of 7 - 15.

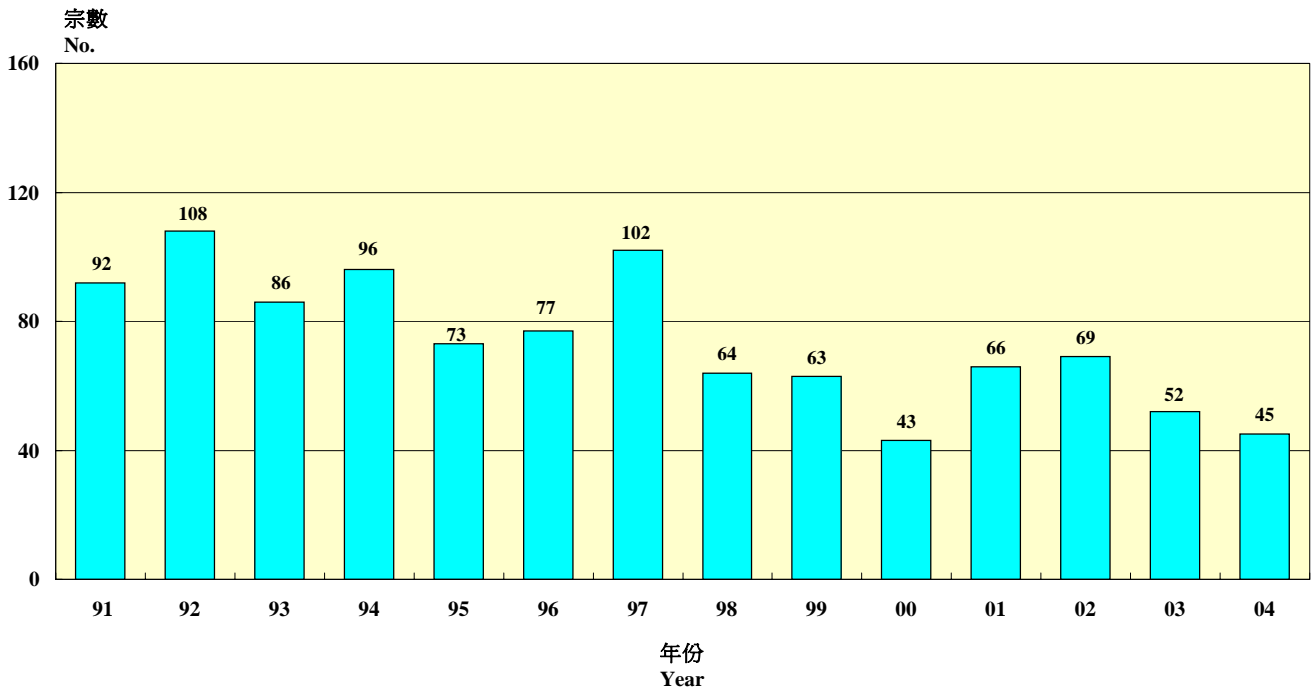
圖一：一九九一年至二零零四年的總體罪案
CHART 1 : OVERALL CRIME, 1991 - 2004



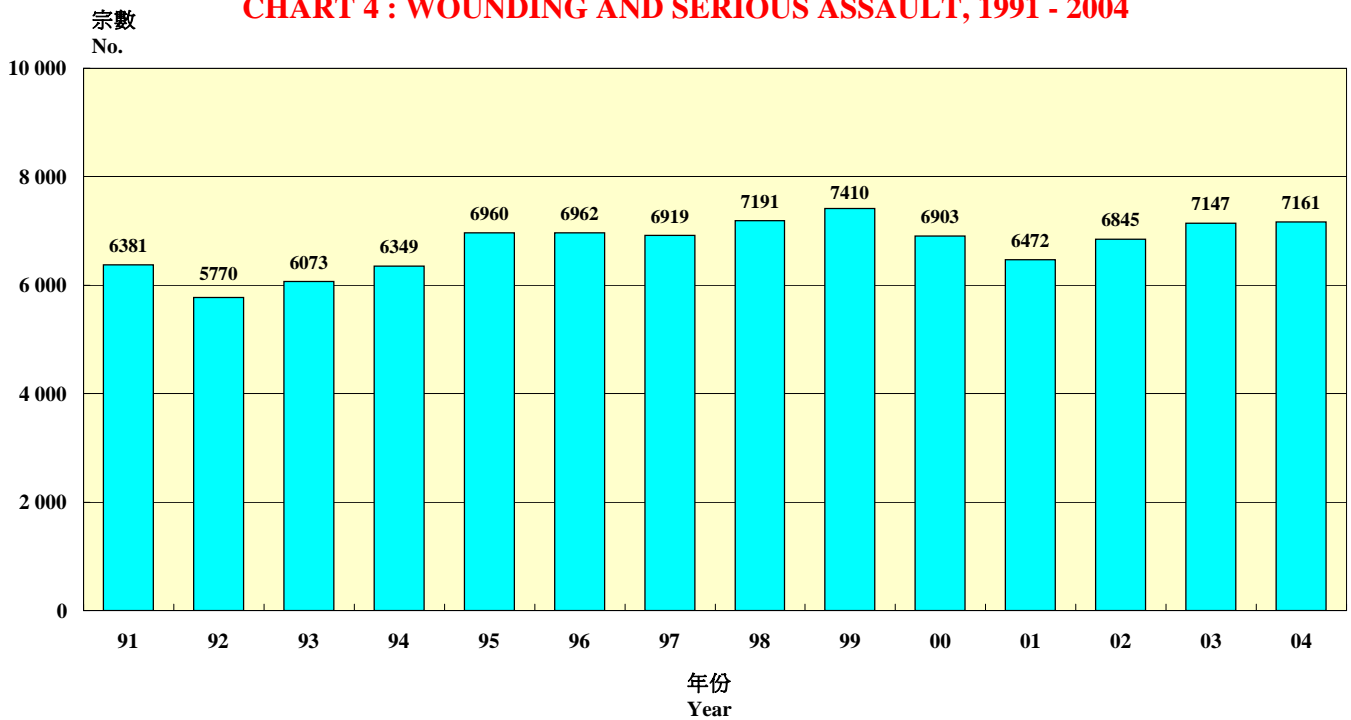
圖二：一九九一年至二零零四年的暴力罪案
CHART 2 : VIOLENT CRIME, 1991 - 2004



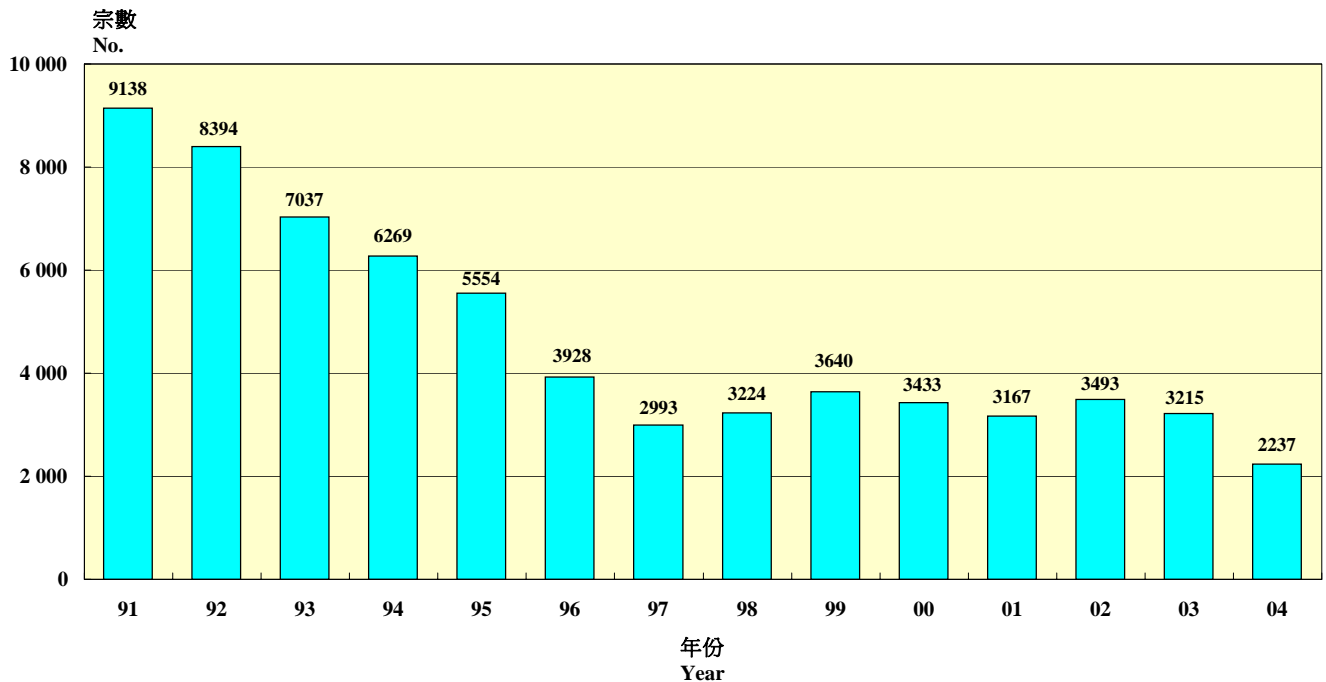
圖三：一九九一年至二零零四年的兇殺案
 CHART 3 : HOMICIDE, 1991 - 2004



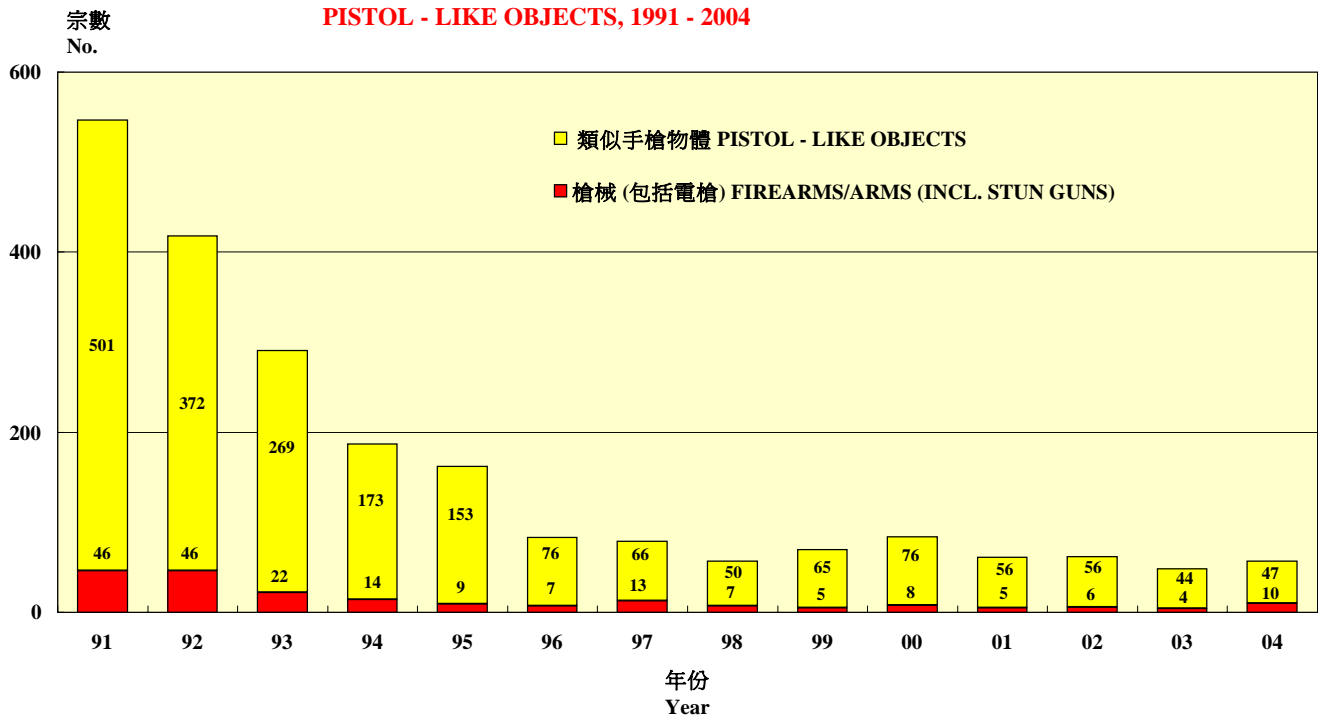
圖四：一九九一年至二零零四年的傷人及嚴重毆打案
 CHART 4 : WOUNDING AND SERIOUS ASSAULT, 1991 - 2004



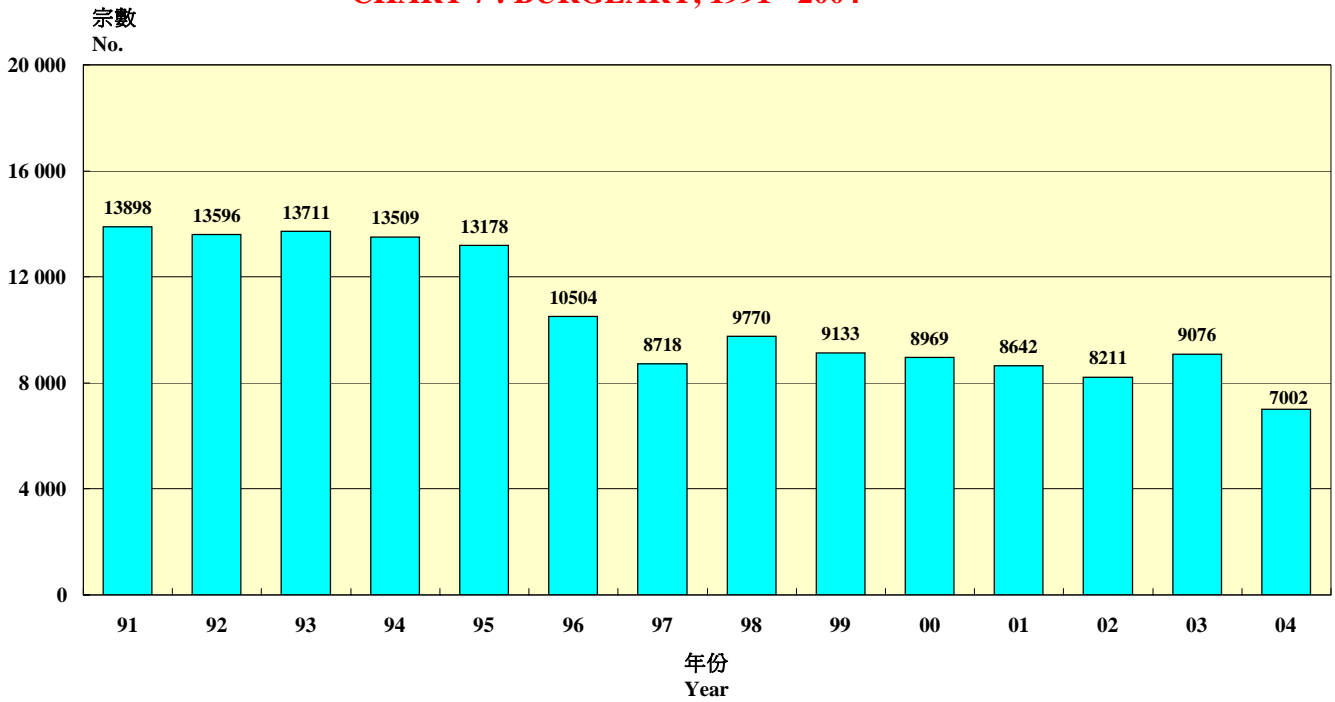
圖五：一九九一年至二零零四年的行劫案
 CHART 5 : ROBBERY, 1991 - 2004



圖六：一九九一年至二零零四年涉及使用槍械(包括電槍)及類似手槍物體的劫案
 CHART 6 : ROBBERY INVOLVING FIREARMS/ARMS (INCL. STUN GUNS) AND PISTOL - LIKE OBJECTS, 1991 - 2004



圖七：一九九一年至二零零四年的爆竊案
 CHART 7 : BURGLARY, 1991 - 2004



圖八：一九九一年至二零零四年報失的車輛
 CHART 8 : MOTOR VEHICLES REPORTED MISSING, 1991 - 2004

