

For Deposit only

CB(1)424/04-05(04)

HUNG HOM BAY RECLAMATION AREA


K.I.L. 11076, KOWLOON

(PSPS)

SCHEDULE / MASTER LAYOUT PLAN / STATEMENTS SUBMISSION

REVISION A8


何顯毅
 HO & PARTNERS ARCHITECTS
 ENGINEERS & DEVELOPMENT CONSULTANTS LIMITED




21 MAY 2002 COPYRIGHT RESERVED ©

K.I.L. 02

For and on behalf of
 添星發展有限公司
 FIRST STAR DEVELOPMENT LIMITED


 Authorized Signature(s)

For Deposit only

 K.I.L. 11076

Page	Rev.	Drawing No.	Rev.	Description
1.	B	AGB-ML-00	AB	Contents
* 2.	-	-	-	Introduction
* 3.-6.	-	-	-	Not Applicable
* 7.	-	-	-	Location Plan
* 8.	-	-	-	Town Plan
* 9.	-	-	-	Site Plan
* 10.	-	-	-	Planning Concept
11.	-	AGB-ML-01	AB	Concept Plan
* 12.	-	-	-	Concept Diagram
* 13.	A	-	-	Construction Methodology and Quality
14.	-	AGB-ML-11	AB	Schedule of Flats (Partially included into AGB-ML-17 & - 18)
15.	-	AGB-ML-18	AB	Schedules of Accommodation (for information)
16.	A	AGB-ML-02	AB	Master Layout Plan
17.	B	AGB-ML-03	AB	Ground Floor Plan
18.	B	AGB-ML-04	AB	First Floor Plan
19.	B	AGB-ML-05	AB	Second Floor Plan
20.	B	AGB-ML-06	AB	Third Floor Plan
21.	B	AGB-ML-07	AB	Fourth Floor Plan
22.	B	AGB-ML-08	AB	Fifth Floor Plan
-	-	AGB-ML-08a	AB	Sixth Floor Plan
23.	B	AGB-ML-09	AB	Seventh Floor Plan
* 24.	B	AGB-ML-10	A7	Typical Domestic Floor Plan (8/F & above)
* 24a.	-	AGB-ML-51	A7	View Angle Between Residential Block
25.	A	AGB-ML-11	AB	Domestic Tower (Typical Floor Plan)
26.	A	AGB-ML-12	AB	Domestic Tower (Roof Plan - Refuge Floor)
27.	A	AGB-ML-13	AB	Domestic Tower (Ground Floor Plan)
27a.	-	AGB-ML-52	AB	Tentative Domestic Tower Main Entrance Lobby Floor Pattern
27b.	-	AGB-ML-53	AB	Tentative Domestic Tower Main Entrance Lobby Wall Pattern
27c.	-	AGB-ML-54	AB	Tentative Domestic Tower Main Entrance Lobby Wall Pattern
27d.	-	AGB-ML-46	AB	Tentative Domestic Tower Typical Floor Lobby Tiling Pattern (for information)
28.	B	AGB-ML-21	AB	Estate Management Office, Owner's Committee Office, Combined Office for Cleansing & Maintenance Contractors and Kindergarten
* 29.	A	AGB-ML-55	A7	Refuse Collection Point & Typical A/C Details
* 30.	A	AGB-ML-27	A7	Domestic Flat Furniture Layout (Flat C, D, E & J)
* -	-	AGB-ML-27a	A7	Domestic Flat Furniture Layout (T4: 1/F - 3/F, Flat D with Skewed Window)
* 31.	-	AGB-ML-28	A7	Domestic Flat Furniture Layout (Flat B & G)
* 32.	-	AGB-ML-29	A7	Domestic Flat Furniture (Flat E & K)
* 33.	A	AGB-ML-30	A7	Domestic Flat Furniture (Flat A & F)
-	-	AGB-ML-31to42	-	Not Applicable
-	-	AGB-ML-43	AB	Lift Capacity Calculations
-	-	AGB-ML-44	A7	Lift Capacity Calculations
-	-	AGB-ML-45	-	Not Applicable
34.	-	AGB-ML-56	AB	Domestic Flat Electrical Layout Details (Flat C, D, E & J)
35.	-	AGB-ML-57	AB	Domestic Flat Electrical Layout Details (Flat B & G)
36.	-	AGB-ML-58	AB	Domestic Flat Electrical Layout Details (Flat E & K)
37.	-	AGB-ML-59	AB	Domestic Flat Electrical Layout Details (Flat A & F)
38.	A	AGB-ML-60	AB	Domestic Flat Plumbing & Drainage Layout
38a.	-	AGB-ML-61	AB	Domestic Ground Floor Drainage Layout
39.	A	AGB-ML-52	AB	Domestic Flat Plumbing Layout Details (Flat C, D, E & J)
40.	A	AGB-ML-63	AB	Domestic Flat Plumbing Layout Details (Flat B & G)

USER \ NT14 \ 01 \ project \ KNT \ KNT9716 \ MLP \ MLP - CONDUITS - 0324.doc

14.11.02

Page	Rev.	Drawing No.	Rev.	Description
41.	A	AGB-ML-64	AB	Domestic Flat Plumbing Layout Details (Flat E & K)
42.	A	AGB-ML-65	AB	Domestic Flat Plumbing Layout Details (Flat A & F)
43.	B	AGB-ML-14	AB	Diagrammatic Sections
44.	B	AGB-ML-47	AB	Pedestrian Traffic Diagram (G/F)
-	-	AGB-ML-47 a	AB	Pedestrian Traffic Diagram (1/F)
-	-	AGB-ML-47 b	A7	Pedestrian Traffic Diagram (3/F)
45.	A	AGB-ML-48	AB	Vehicular Traffic Diagram
46.	A	AGB-ML-49	AB	Emergency Access Diagram
47.	A	AGB-ML-19	AB	Servicing Strategy Diagram 1 (Goods Delivery Route)
48.	A	AGB-ML-20	AB	Servicing Strategy Diagram 2 (Refuse Collection Route)
49	A	AGB-ML-22	AB	Landscape Plan (For information)
* 49a	-	AGB-ML-23	A7	Planting Proposal (For information)
* 50.	A	AGB-ML-15	A7	Prescribed Window Diagrams
50a.	A	AGB-ML-50	AB	Means of Escape Diagram
51.	-	AGB-ML-16	AB	Open Space Diagram
* 52.	-	-	-	Perspective - Brid's Eye View (Facing North)
* 53.	-	-	-	Perspective - Brid's Eye View (Facing West)
* 54.	-	-	-	Perspective - Worm's Eye View (Commercial / Carpark Block)
* 55.	-	-	-	Perspective - Worm's Eye View (Domestic Tower)
* 56.	-	-	-	Perspective - Elevated Deck
57.	-	AGB-ML-66	AB	Elevation (Commercial / Carpark Block) (Elevation A)
58.	-	AGB-ML-67	AB	Elevation (Domestic Tower)
58a.	-	AGB-ML-68	AB	Domestic Tower Front & Side Elevations
59.	A	AGB-ML-69	AB	Details of Footbridge Link & Footbridge Support
* 60.	A	AGB-ML-70	A7	Tentative Framing Plan of Typical Floor Plan (Domestic Tower)
* 60a.	-	-	-	Details of Floating Slabs in Pump Room
* 60b.	-	-	-	Residential Settlement
* 60c.	-	-	-	Residential Settlement
* 60d.	-	-	-	Residential Settlement
61.	-	AGB-ML-17	AB	Plot Ratio and Site Coverage Calculations
* 62.	-	AGB-ML-24	A7	Noise Amelioration Proposal
-	-	AGB-ML-25	-	Not Applicable
-	-	AGB-ML-26	-	Not applicable
* 63.	A	-	-	Noise Amelioration Proposal
* 64.	A	-	-	Noise Amelioration Proposal
* 65.	-	-	-	Security Strategy
* 66.	A	-	-	Design / Construction Programme
* 67.	-	-	-	Assignment Strategy
* 68-71	-	-	-	Property Management Scheme
* 72-73	A	-	-	Property Management Scheme
* 74-75	-	-	-	Property Management Scheme
* 77-79	A	-	-	Property Management Scheme
-	-	AGB-ML-66a	AB	Elevation (Commercial / Carpark Block) (Elevation C)

NOTE:

1. "a" Not included in this revision booklet since no revision made on the relevant page/document and the Schedule/Master Layout Plan/Statements submission dated 14/12/1999 deposited in Lands Department on 26/1/2000 and the Schedule/Master Layout Plan/ Statements submission (Revision A7) deposited in Lands Department on 7/2/2002 shall be referred unless revision is specified.

2. Supplementary Report on Traffic Noise Impact Assessment Issue no 62 dated June, 2002 of Report No. 333 was included in approval.

14.11.02

14.11.02

PROJECT NO. IS 15/11/05/141/10/KNT/9716/MLP/15-01-UP/VA06-01/11

HO & PARTNERS ARCHITECTS
INCORPORATED IN HONG KONG
10/F, 100, QUEEN'S ROAD EAST, HONG KONG

Approved for Disposal/Construction by:
Reg. No. _____
Approved by:
Date: _____

Signature: _____

© The copyright of this schedule / revision remains with the Architect. No part of this schedule / revision may be reproduced in any form or by any means without the written permission from HO & Partners Architects Engineers & Development Consultants Ltd.

Job Title: **PROPOSED PSPS DEVELOPMENT IN K.L.L. 11076 HUNG TOM BAY RECLAMATION AREA KLN**

Drawing Title: **CONTENTS**

Job No. **KNT9706**

Scale: **N/A**

Date Drawn: **29/06/01**

AGB-ML-00	AGB-ML-01	AGB-ML-02	AGB-ML-03	AGB-ML-04	AGB-ML-05	AGB-ML-06	AGB-ML-07	AGB-ML-08	AGB-ML-09	AGB-ML-10	AGB-ML-11	AGB-ML-12	AGB-ML-13	AGB-ML-14	AGB-ML-15	AGB-ML-16	AGB-ML-17	AGB-ML-18	AGB-ML-19	AGB-ML-20	AGB-ML-21	AGB-ML-22	AGB-ML-23	AGB-ML-24	AGB-ML-25	AGB-ML-26	AGB-ML-27	AGB-ML-28	AGB-ML-29	AGB-ML-30	AGB-ML-31 to 42	AGB-ML-43	AGB-ML-44	AGB-ML-45	AGB-ML-46	AGB-ML-47	AGB-ML-48	AGB-ML-49	AGB-ML-50	AGB-ML-51	AGB-ML-52	AGB-ML-53	AGB-ML-54	AGB-ML-55	AGB-ML-56	AGB-ML-57	AGB-ML-58	AGB-ML-59	AGB-ML-60	AGB-ML-61	AGB-ML-62	AGB-ML-63	AGB-ML-64	AGB-ML-65	AGB-ML-66	AGB-ML-67	AGB-ML-68	AGB-ML-69	AGB-ML-70	AGB-ML-71	AGB-ML-72-73	AGB-ML-74-75	AGB-ML-77-79	AGB-ML-66a
-----------	-----------	-----------	-----------	-----------	-----------	-----------	-----------	-----------	-----------	-----------	-----------	-----------	-----------	-----------	-----------	-----------	-----------	-----------	-----------	-----------	-----------	-----------	-----------	-----------	-----------	-----------	-----------	-----------	-----------	-----------	-----------------	-----------	-----------	-----------	-----------	-----------	-----------	-----------	-----------	-----------	-----------	-----------	-----------	-----------	-----------	-----------	-----------	-----------	-----------	-----------	-----------	-----------	-----------	-----------	-----------	-----------	-----------	-----------	-----------	-----------	--------------	--------------	--------------	------------

F.S.D. Ref. _____

Checked: _____

Approved: _____

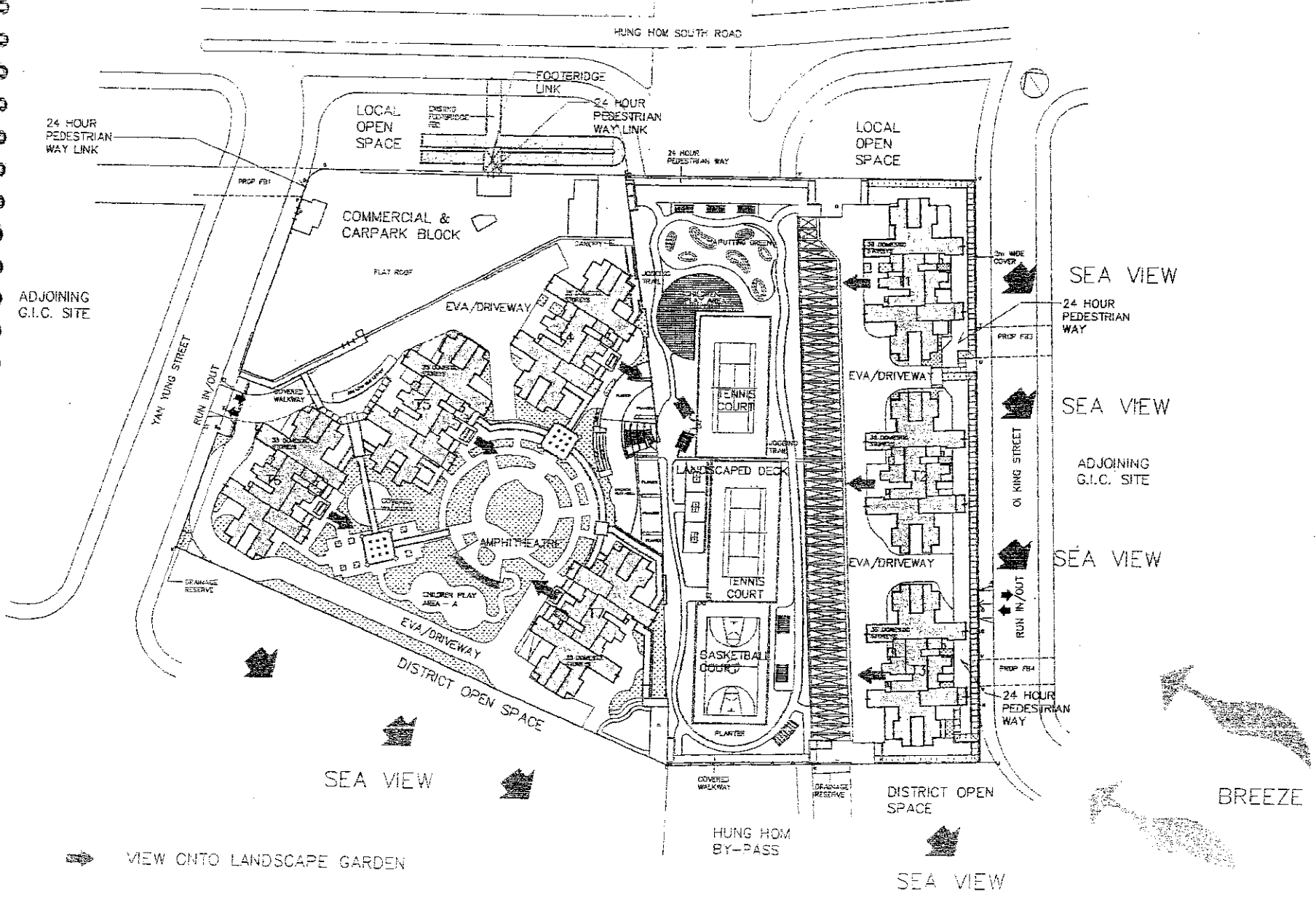
0 21.03.02 EIGHTH ISSUE FOR LANDS DEPT.

7 29.08.01 SEVENTH ISSUE FOR LANDS DEPT.

6 15.01.01 SIXTH ISSUE FOR LANDS DEPT.

Drawn: _____

Paraphers: _____



CONCEPT PLAN
(SCALE 1:1000 AS REQUESTED BY HYD)

24HAY02 12:32:56 MSK E:\KNT9706\KIP\16-01-02\AUB-R-1.D

Ref.	E.S.D. Ref.	Job No. KNT9706	Date Drawn 29/09/01		
21.08.02	ENHANCE ISSUE FOR LANDS DEPT.	PROPOSED PEPS DEVELOPMENT IN KUN TUNG BAY RECLAMATION AREA, KLN Drawing Title CONCEPT PLAN	Scale 1:1000	ARCHITECTURAL	AG/AZ/LAB
28.08.01	SEVENTH ISSUE FOR LANDS DEPT.		Structural	Structural	AG/AZ/LAB
15.01.01	SIXTH ISSUE FOR LANDS DEPT.		Mechanical	Mechanical	AG/AZ/LAB
03.12.00	FIFTH ISSUE FOR LANDS DEPT.		Electrical	Electrical	AG/AZ/LAB
2.08.00	FOURTH ISSUE FOR LANDS DEPT.		Plumbing	Plumbing	AG/AZ/LAB

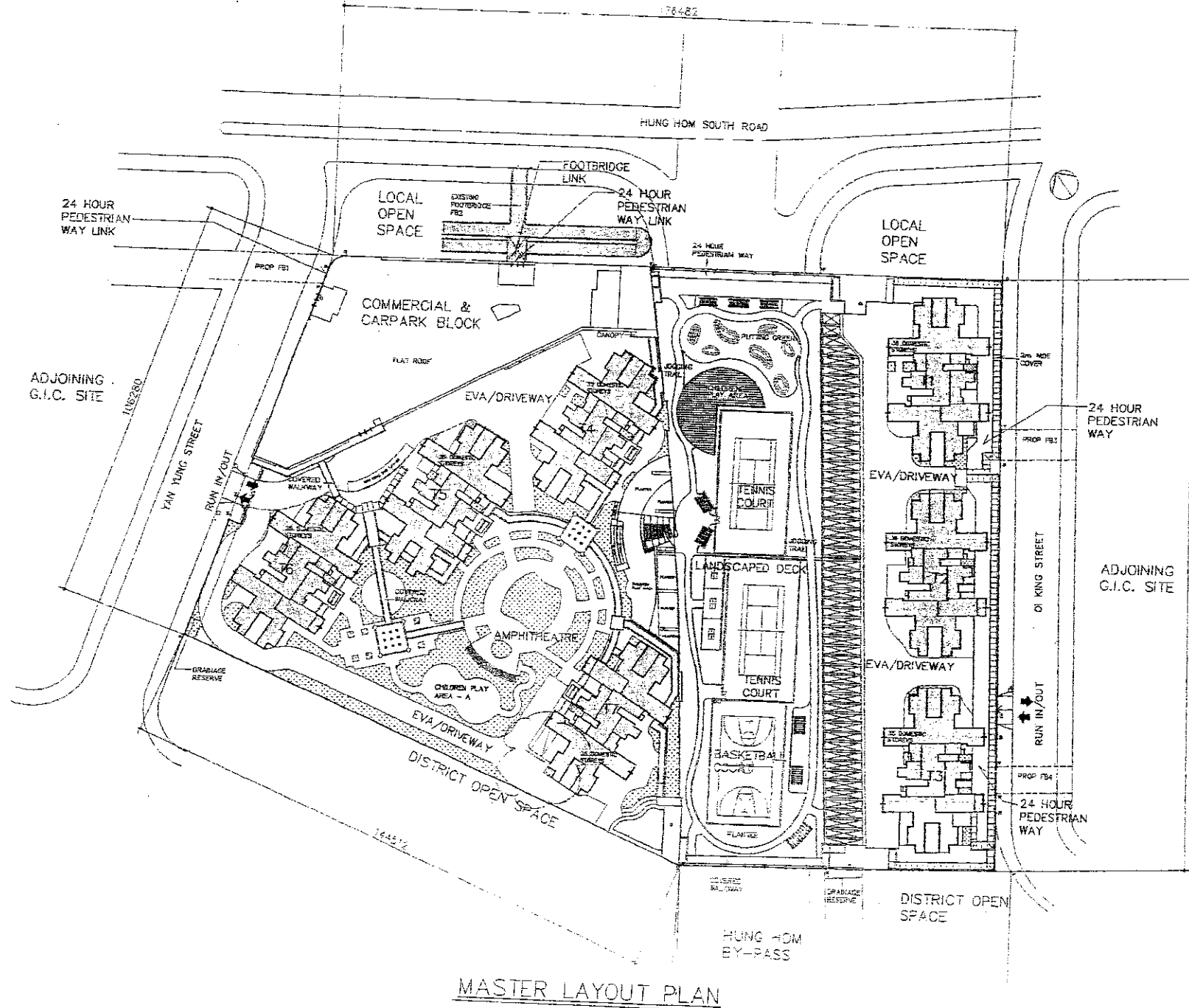
Approved for Dispatch/Construction

Date: _____

Signed

Date: _____

(1) Do not scale drawing. (Refer) Read this drawing in conjunction with other relevant drawings and specifications. Do not collect what is not fully immediately if any discrepancy is found therein.
 (2) This drawing shall not be used for construction purposes unless otherwise stated on site prior to commencement of work.



MASTER LAYOUT PLAN

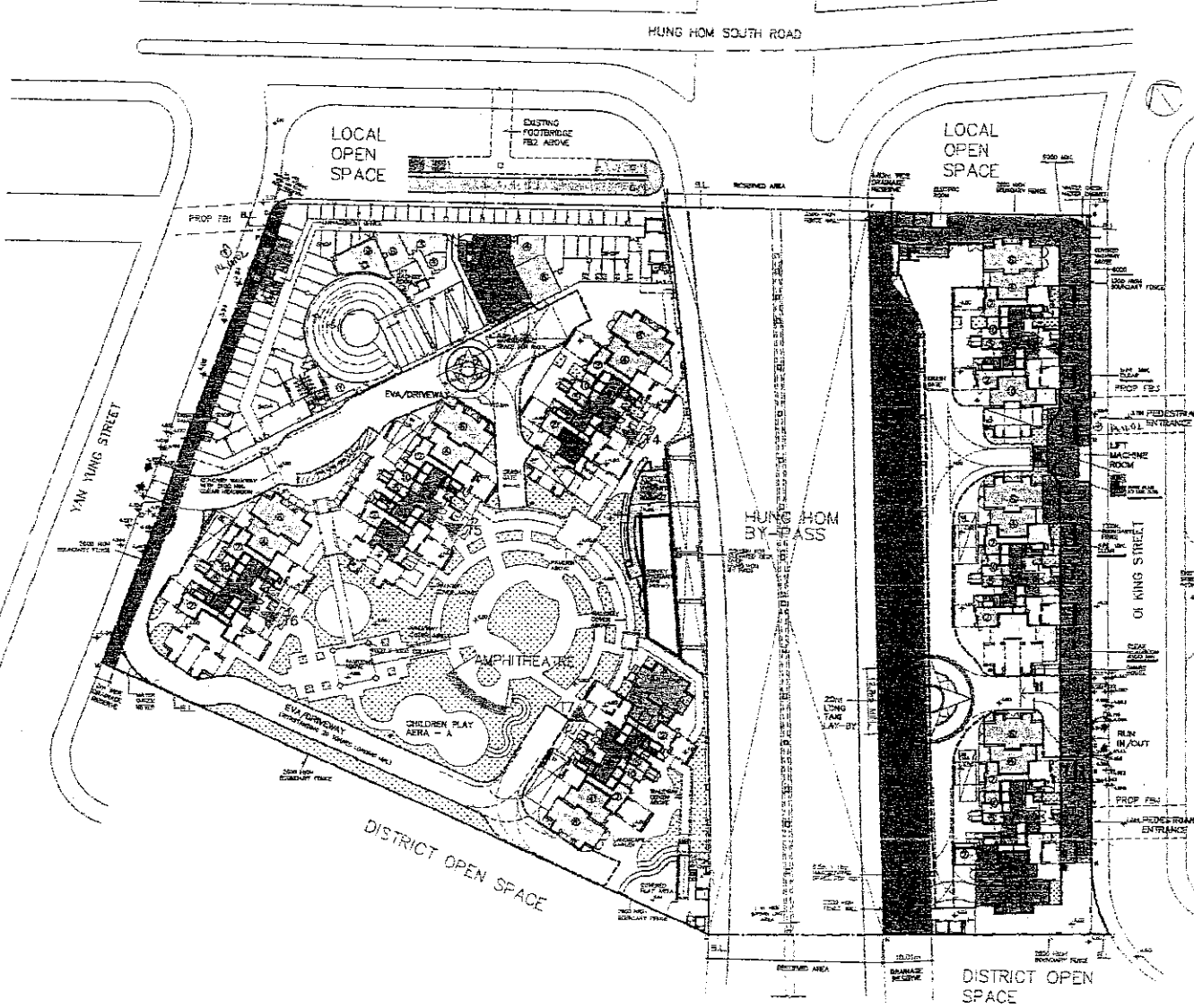
24 HOUR PEDESTRIAN WAY LINK
 LOCAL OPEN SPACE
 COMMERCIAL & CARPARK BLOCK
 ADJOINING G.I.C. SITE
 YAM YUNG STREET
 RUN IN/OUT
 COVERED WALKWAY
 EVA/DRIVEWAY
 FLAT ROOF
 CHILDREN PLAY AREA - A
 DISTRICT OPEN SPACE
 HUNG HOM BY-PASS
 DISTRICT OPEN SPACE
 TENNIS COURT
 LANDSCAPED DECK
 TENNIS COURT
 BASKETBALL COURTS
 EVA/DRIVEWAY
 EVA/DRIVEWAY
 EVA/DRIVEWAY
 DI KING STREET
 RUN IN/OUT
 24 HOUR PEDESTRIAN WAY
 24 HOUR PEDESTRIAN WAY
 LOCAL OPEN SPACE
 HUNG HOM SOUTH ROAD
 FOOTBRIDGE LINK
 EXISTING FOOTBRIDGE FZE
 24 HOUR PEDESTRIAN WAY LINK
 24 HOUR PEDESTRIAN WAY
 LOCAL OPEN SPACE

Job Title: PROPOSED PSPS DEVELOPMENT IN KLN, HUNG HOM BAY, RECLAMATION AREA, KLN
 Drawing Title: MASTER LAYOUT PLAN
 Date Drawn: 28/06/01
 Scale: 1:1000
 ASB-MJ-02

ARCHITECTURAL	STRUCTURAL	MECHANICAL	ELECTRICAL	PLUMBING	PAINT	LANDSCAPE	TRAFFIC	ENVIRONMENTAL	OTHER
Prepared By: [Signature]	Checked By: [Signature]	Approved By: [Signature]	Checked By: [Signature]	Approved By: [Signature]	Checked By: [Signature]	Approved By: [Signature]	Checked By: [Signature]	Approved By: [Signature]	Checked By: [Signature]

T.S.D. Ref	MARK	DISCUSS	APPROVE
24 EIGHTH ISSUE FOR LANDS DEPT.	WC	NH	NH
25 SEVENTH ISSUE FOR LANDS DEPT.	WC	NH	NH
26 SIXTH ISSUE FOR LANDS DEPT.	WC	NH	NH
27 FIFTH ISSUE FOR LANDS DEPT.	WC	NH	NH
28 FOURTH ISSUE FOR LANDS DEPT.	WC	NH	NH

ATKINS
 CONSULTANTS
 ENGINEERS & ARCHITECTS
 202-21
 Approved for Dispatch/Construction
 The Architect:
 Approved By:
 Date:
 Signature:
 The copyright of this schedule of drawings remains the property of Atkins. It is to be used only for the project for which it is prepared and is not to be used for any other project without the prior written consent of Atkins. The copyright of this schedule of drawings remains the property of Atkins. It is to be used only for the project for which it is prepared and is not to be used for any other project without the prior written consent of Atkins.



GROUND FLOOR PLAN

LEGEND :

- DOMESTIC ENTRANCE LOBBY
- 1 = F.S. CONTROL RM.
- 2 = PUMP RM.
- 3 = METER RM.
- 4 = SWITCH RM.
- 5 = REFUSE RM.
- 6 = TRANSFORMER RM.
- 7 = WATER TANK RM.
- 8 = SPRINKLER PUMP RM.
- 9 = SPRINKLER WATER TANK RM.
- 10 = TEE ROOM
- REFUSE COLLECTION POINT (MIN. HEADROOM 4.9m)
- ESTATE MANAGEMENT OFFICE
- OWNERS' COMMITTEE OFFICE
- COMBINED OFFICE FOR CLEANSING AND MAINTENANCE CONTRACTORS
- 24 HOURS PEDESTRIAN WAY
- DRAINAGE RESERVE
- STREET FIRE HYDRANT

NOTES :

- 1) STREET FIRE HYDRANTS WILL BE INSTALLED ALONG THE EVA / ACCESS ROAD. STREET HYDRANT TANK WITH CAPACITY OF 245M³ MAY BE PROVIDED SUBJECT TO FED REQUIREMENT
- 2) ALL LIFTS SHALL BE DISABLED LIFT
- 3) STAR-LIKE FLOOR PATTERN NEAR TAXI LAY-BY REFER TO LANDSCAPE PLAN
- 4) ALL ACCESS ROADS FOR TWO-WAY TRAFFIC SHALL BE 7.3m MIN. WIDE UNLESS OTHERWISE STATED.

REFUSE COLLECTION POINT (RCP) CALCULATION

RCP A
 DOMESTIC UFS x STOREYS x BLOCKS
 400(max.) x 28 x 4 = 127.27m²
 = 58,000m³ ÷ 440 = 127.27m²
 NON-DOMESTIC UFS
 = 3000(max.) x 1320 = 2.76m²
 REQUIRED = 127.27 + 2.76 = 130.03m²
 PROVIDED = 155.89m² (EXCLUDING THE R.C.V. PARKING AREA)
 155.89m² > 130.03m²

RCP B
 DOMESTIC UFS x STOREYS x BLOCKS
 400(max.) x (36 x 2) + 400(max.) x (35 x 1)
 = 42,800m²
 REQUIRED = 42,800m² ÷ 440 = 97.3m²
 PROVIDED = 119.813m² (EXCLUDING THE R.C.V. PARKING AREA)
 119.813m² > 97.3m²

SHOP G.F.A. CALCULATION

G/F TOTAL SHOP'S AREA = 1550.443m²

LOADING & UNLOADING BAY
 COMMERCIAL LOADING & UNLOADING BAY = 3 NOS.
 RESIDENTIAL LOADING & UNLOADING BAY = 7 NOS.

ESDC/DOD 18-06-45 THE K/KN19706/WH/P/16-01/02/AGB-MI-03
 Job Title: PROPOSED BASIS DEVELOPMENT IN KILL 11076 HUNG HOM BAY RECLAMATION AREA, KIN
 Drawing Title: GROUND FLOOR PLAN (COMMERCIAL & CARPARK)
 Date: 28/08/01
 Scale: 1:1000
 Job No. KNT9706
 F.S.D. Ref.

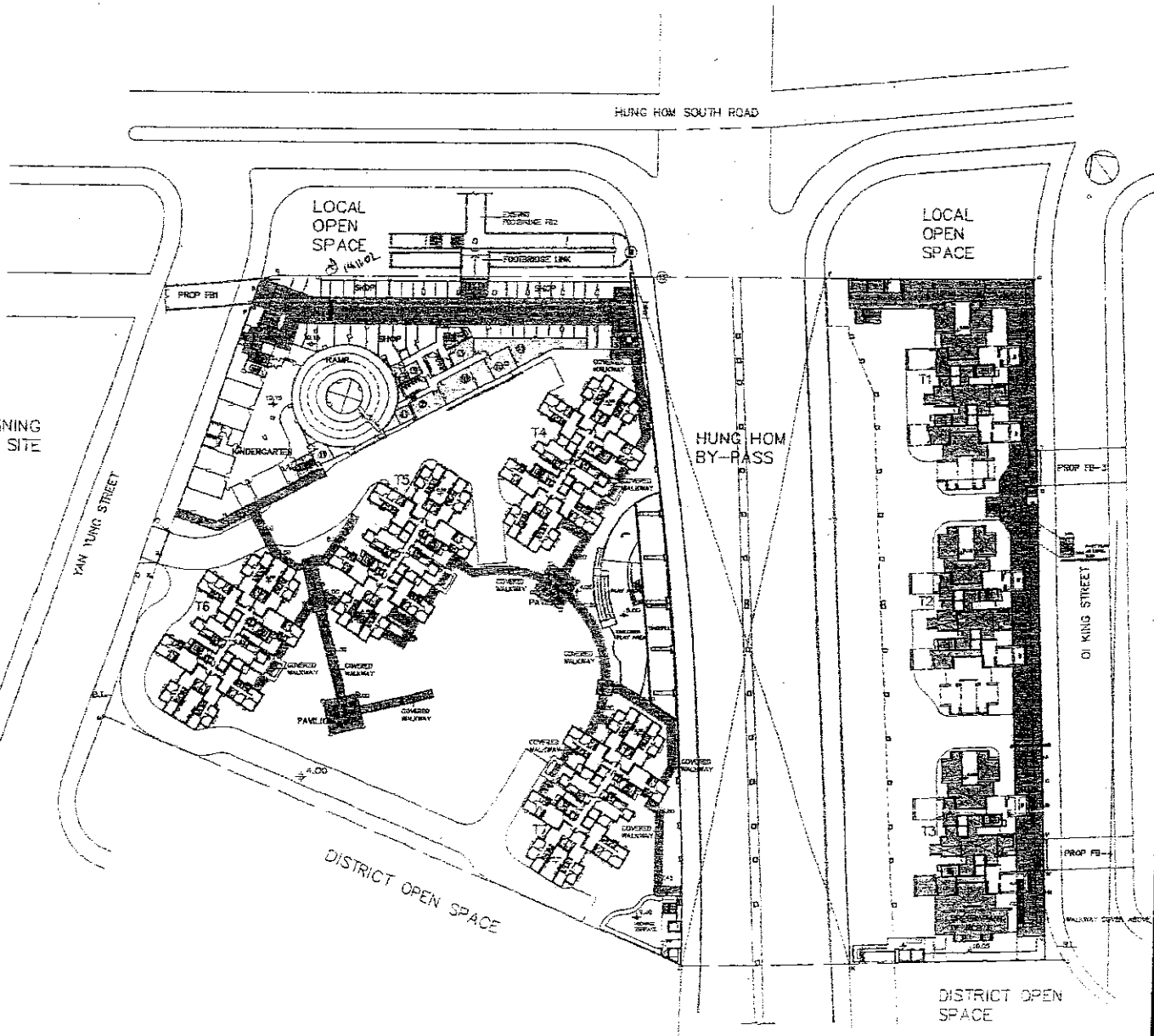
Approved for Dispatch/Construction
 Date: 28/08/01
 Approved By: [Signature]

The copyright of this site plan/working drawings with the Architect, his part of the site plan/working drawings may be reproduced in any form or by any means without the written permission from AIG & Partners Architects-Engineers & Development Consultants Ltd.

Rev. No.	Date	Description
A1	28/08/01	Issue for Tender
A2	28/08/01	Issue for Tender
A3	28/08/01	Issue for Tender
A4	28/08/01	Issue for Tender
A5	28/08/01	Issue for Tender
A6	28/08/01	Issue for Tender
A7	28/08/01	Issue for Tender
A8	28/08/01	Issue for Tender
A9	28/08/01	Issue for Tender

AGB-MI-03

ADJOINING G.I.C. SITE



FIRST FLOOR PLAN

LEGEND :

- COVERED WALKWAY
- 24 HOURS PEDESTRIAN WAY
- UPPER PART OF G/F
- 1 = F.S. CONTROL RM.
- 2 = PUMP RM.
- 3 = METER RM.
- 4 = SWITCH RM.
- 5 = REFUSE RM.
- 6 = TRANSFORMER RM.
- 10 = TSE ROOM AREA
- 11 = A/C PLANT ROOM / FAN CONDENSER RM.
- 12 = ELEC. DUCT RM.

NOTES :

- 1.) ALL LIFTS SHALL BE DISABLED LIFT

SHOP G.F.A. CALCULATION
 1/7 TOTAL SHOP AREA = 1448.152 m²
 (INCLUDING 6m WIDE 24 HOUR PEDESTRIAN WAY)

SUBJECT: 15/3/03 MSK IN K1119706/ML/16-01-DE/AGE-H. 01

HO & PARTNERS ARCHITECTS
 10/F, 100, QUEEN'S ROAD EAST, HONG KONG

Approved for Dispatch/Construction
 Eng. Rev. No.:
 Date:

Signature: _____
 Title: _____

© The copyright of this document / drawing remains with the architect. No part of this document / drawing may be reproduced or transmitted in any form or by any means without the written permission from HO & Partners Architects Engineers & Development Consultants Ltd.

Job Title: **PROPOSED PSPS DEVELOPMENT IN K.I.L. 1076 HUNG HOM BAY RECLAMATION AREA, KLN**

Job No.: **K119706**

Drawing Title: **FIRST FLOOR PLAN**

Scale: 1:1000

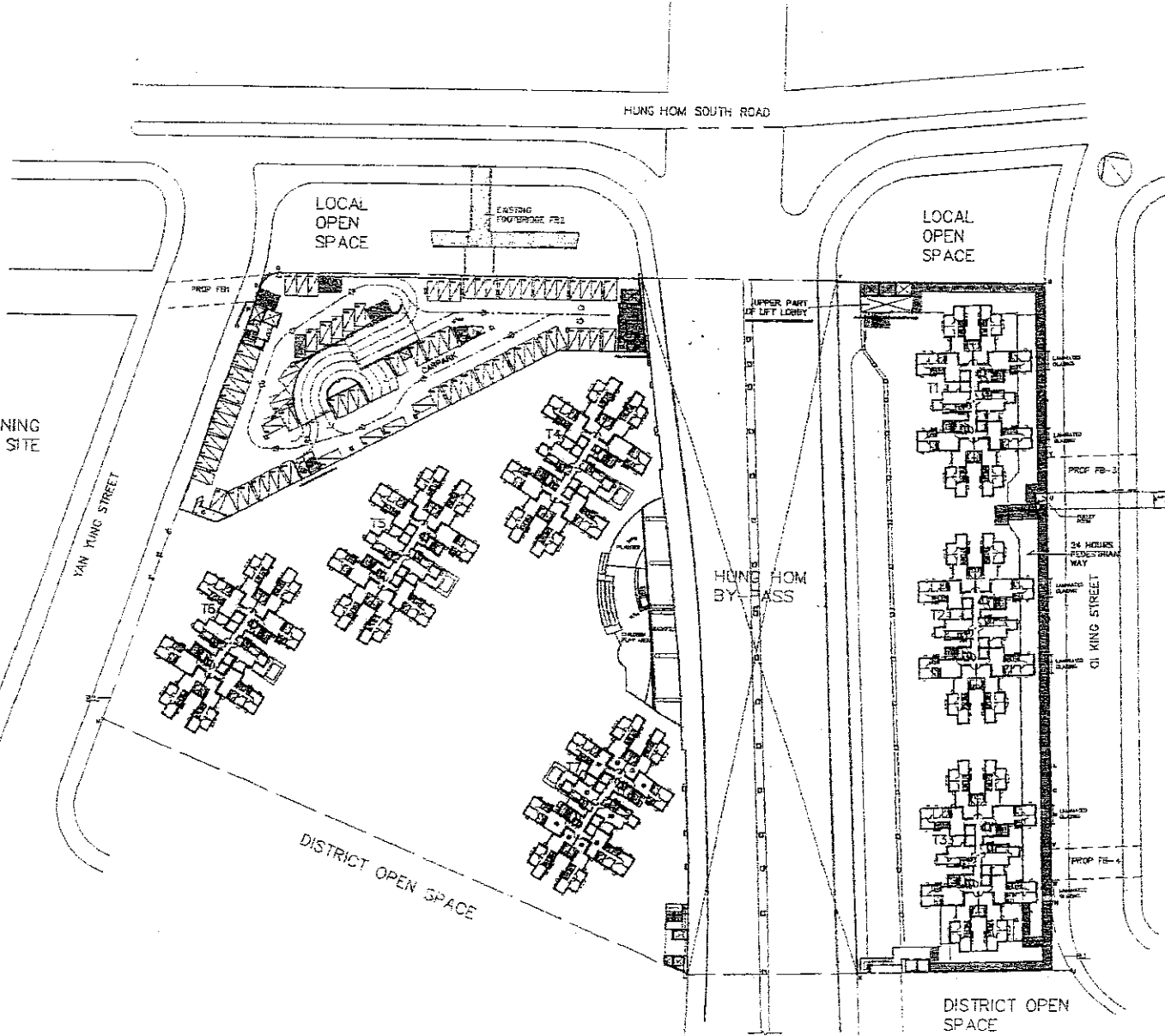
Date Drawn: 29/08/01

Scale: AGE-ML-04

Notes:
 (1) Do not scale directly from the drawing as to its content. Use drawing in conjunction with all other relevant drawings and specifications. If any discrepancy is found, the drawing shall not be used for construction purposes otherwise specified. The contractor shall verify all dimensions on site prior to commencement of work.

S.D. Ref.	F.S.D. Ref.	Drawn	Checked	Approved			
6	29.05.02	EIGHTH ISSUE FOR LANDS DEPT.	MSK	WC	Wah		
7	29.08.01	SEVENTH ISSUE FOR LANDS DEPT.	JAN	WC	NH		
8	18.01.02	SIXTH ISSUE FOR LANDS DEPT.	MSK	JIN	RK		
5	11.11.02	FIFTH ISSUE FOR LANDS DEPT.	JAN	ANC	RK		
4	7.9.00	FOURTH ISSUE FOR LANDS DEPT.	MSK	JF	RK		
2/0		Date				Drawn	Checked

ADJOINING G.I.C. SITE



LEGEND :

- COVER WALKWAY
- 4 = SWITCH ROOM
- 5 = METER ROOM
- 11 = A/C PLANT ROOM
- 24 HOURS PEDESTRIAN WAY
- CARPARK FOR KINDERGARTEN
- CARPARK FOR DISABLE (3.3Mx25M)
- PRIVATE CARPARK

CARPARK CALCULATION

KINDERGARTEN = 1
 CARPARK FOR DISABLE * 1/3
 PRIVATE CARPARK = 75

TOTAL NO. OF CARPARK = 76 NOS.

NOTES :

1.) ALL LIFT SHALL BE DISABLED LIFT

SECOND FLOOR PLAN

250C102 17.46142 TM1 K0 KNT19706 ML P16.01 DE VAGB-ML-05

AGB INC. & PARTNERS ARCHITECTS
 10/F, 100, QUEEN'S ROAD EAST, HONG KONG

Approved for Dispatch/Construction
 Approved By: _____
 Date: _____

Signoff:

① The copyright of this schedule / drawing remains with AGB Inc. No part of this schedule / drawing may be reproduced or transmitted in any form or by any means without the written permission from AGB Inc. or its Agents: Engineers & Development Consultants Ltd.

Job Title: **PROPOSED PSPS DEVELOPMENT IN K.I.L. 11076 HUNG HOM BAY, RECLAMATION AREA, KLN**

Job No.: KNT19705

Drawing Title: **SECOND FLOOR PLAN**

Scale: 1:1000

Date Drawn: 29/08/01

DATE / TIME / DRAWN BY / CHECKED BY / APPROVED BY

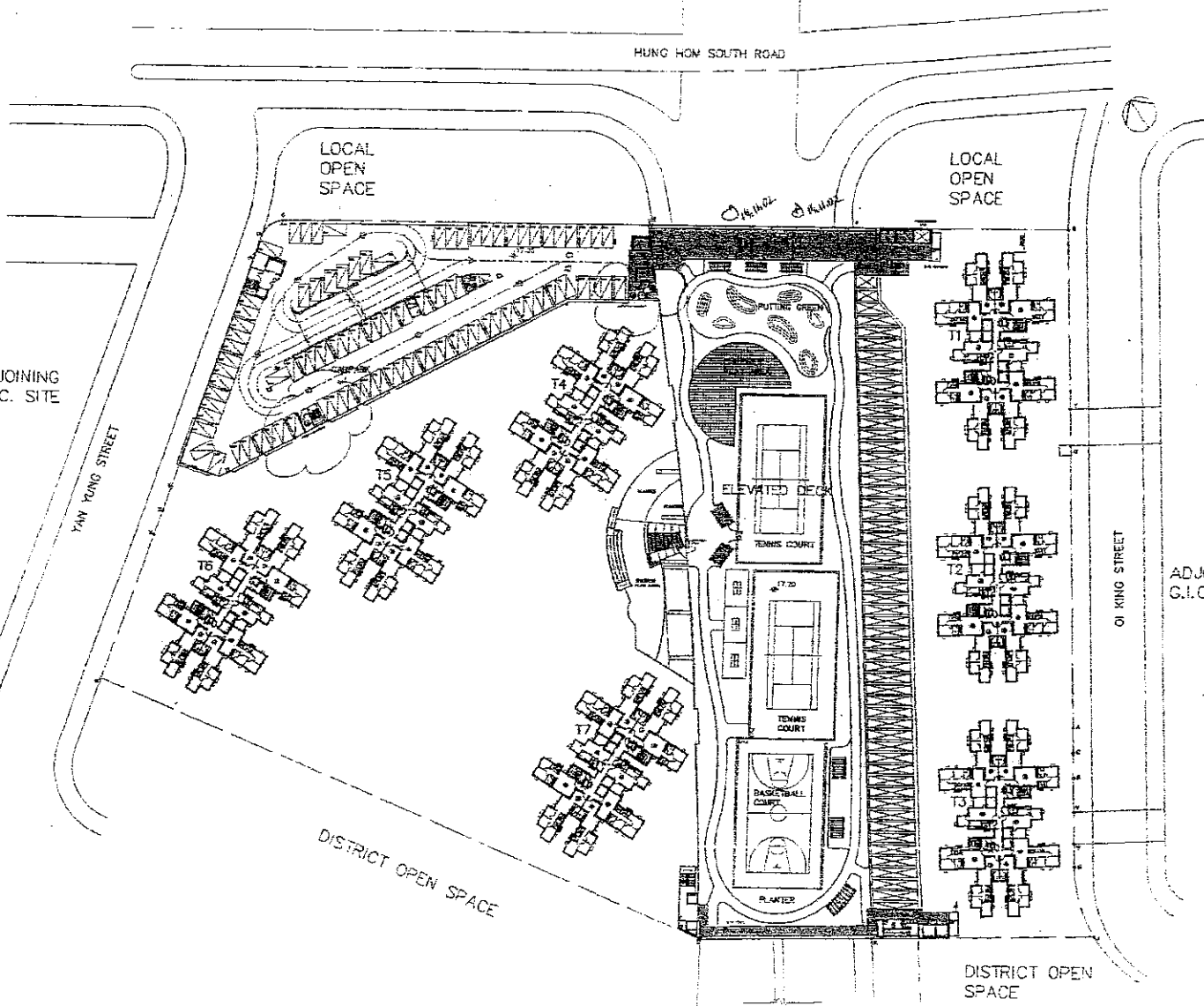
29/08/01	10:00	AGB	AGB	AGB
29/08/01	10:00	AGB	AGB	AGB
29/08/01	10:00	AGB	AGB	AGB
29/08/01	10:00	AGB	AGB	AGB

Drawing No.: **AGB-ML-05**

(1) Do not issue drawing unless dimensions are to be followed. Read the drawing in conjunction with all the sheets of drawings and specifications. If any discrepancy is found therein, the architect shall not be used for construction. The contractor shall verify all dimensions on site prior to commencement of work.

No.	Date	Revisions	Drawn	Checked	Approved
1	29/08/01	EIGHTH ISSUE FOR LANDS DEPT.	MSK	WVC	WVC
2	18/09/01	SEVENTH ISSUE FOR LANDS DEPT.	WV	WVC	NH
3	15/10/01	SIXTH ISSUE FOR LANDS DEPT.	WV	WVC	NH
3	11/11/01	FIFTH ISSUE FOR LANDS DEPT.	MSK	WVC	RK
1	7/8/03	FOURTH ISSUE FOR LANDS DEPT.	MSK	WVC	RK

D. Ref.: F.S.D. Ref.



THIRD FLOOR PLAN

LEGEND :

- PRIVATE CARPARK
- 3 = METER ROOM
- 24 HOURS PEDESTRIAN WAY
- COVERED WALKWAY ON ELEVATED DECK

TOTAL NO. OF CARPARK = 90 NOS.

NOTES :

1.) ALL LIFT SHALL BE DISABLED LIFT

24 MAY 2008 10:48:51 MSK K1 16179706/PA16-01-DP-AGP-R5

		Approved for Dispatch/Construction By: [Signature] Date: _____ Approved By: _____ Date: _____	
HUNG HON SOUTH ROAD YAN YONG STREET OI KING STREET ADJOINING G.I.C. SITE ADJOINING G.I.C. SITE		Job No. KNTB706 HUNG HON BAY RECLAMATION AREA, KIN Drawing Title: THIRD FLOOR PLAN	
Scale: 1:1000 DATE: 28/08/01 ARCHITECT: [Signature] DRAWN: [Signature] CHECKED: [Signature] DATE: [Signature] DATE: [Signature] DATE: [Signature] DATE: [Signature] DATE: [Signature]		Scale: 1:1000 DATE: 28/08/01 ARCHITECT: [Signature] DRAWN: [Signature] CHECKED: [Signature] DATE: [Signature] DATE: [Signature] DATE: [Signature] DATE: [Signature] DATE: [Signature]	
(1) Do not scale drawing. Refer to this drawing in conjunction with all other relevant drawings and specifications. The architect shall be notified immediately if any discrepancy is found therein. (2) This drawing shall not be used for construction purposes unless otherwise confirmed in writing and verify all dimensions on site prior to commencement of work.		Scale: 1:1000 DATE: 28/08/01 ARCHITECT: [Signature] DRAWN: [Signature] CHECKED: [Signature] DATE: [Signature] DATE: [Signature] DATE: [Signature] DATE: [Signature] DATE: [Signature]	
F.S.D. Ref. EIGHTH ISSUE FOR LANDS DEPT. SEVENTH ISSUE FOR LANDS DEPT. SIXTH ISSUE FOR LANDS DEPT. FIFTH ISSUE FOR LANDS DEPT. FOURTH ISSUE FOR LANDS DEPT.	MSK MN MN MSK MSK	NH NH NH RK RK	Approved [Signature] [Signature] [Signature] [Signature]

ADJOINING G.I.C. SITE

YAN YUNG STREET

HUNG HOM SOUTH ROAD

LOCAL OPEN SPACE

LOCAL OPEN SPACE

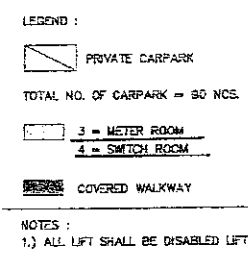
HUNG HOM BY-PASS BELOW

OI KING STREET

ADJOINING G.I.C. SITE

DISTRICT OPEN SPACE

DISTRICT OPEN SPACE



FOURTH FLOOR PLAN

24 OCT 2011 17:05 THU K. NHI7/D/54M P.16-01 (PAGE 14) -07

HO & PARTNERS ARCHITECTS
 2011
 2012
 2013
 2014
 2015

Approved for Disputants/Construction
 Imp: H. Ho
 Approved By: [Signature]
 Date: [Blank]

Signed: [Blank]

© The copyright of this schedule / drawing remains with the Architect. No part of this schedule / drawing may be used without the written permission from the Architect. HO & PARTNERS ARCHITECTS
 Engineers & Development Consultants Ltd.

Job Title	Job No.	Date Drawn	
PROPOSED PSPS DEVELOPMENT IN K.I.L. 1176 HUANG HON BAY RECLAMATION AREA, KLN	KN19706	29/08/01	
Drawing Title		Scale	
FOURTH FLOOR PLAN		1:1000	
		ARCADE (C/L)	
		STAIR (C/L)	
		W.C.	
		WC	
		METER ROOM	
		SWITCH ROOM	
		COVERED WALKWAY	
		Private Carpark	
		PeDESTrian Way cover	
		Covered Walkway Cover	
		Other	
		Drawn by	A1, A2, A3, A4, A5
		Checked by	A6, A7, A8
		Approved by	
		Date	

(1) Do not scale drawing. Placed dimensions are to be followed. Read this drawing in conjunction with all other drawings. The architect shall be notified immediately if any discrepancy is found therein.

(2) This drawing may not be used for construction purposes unless otherwise certified. The contractor shall verify all measurements at site.

Rev.	Description	Drawn	Checked	Approved
A5	FIFTH ISSUE FOR LANDS DEPT.	MK	WC	[Signature]
A4	FOURTH ISSUE FOR LANDS DEPT.	MK	WC	
A3	FIFTH ISSUE FOR LANDS DEPT.	MK	WC	
A2	SIXTH ISSUE FOR LANDS DEPT.	MN	WC	
A1	SEVENTH ISSUE FOR LANDS DEPT.	MN	WC	
	EIGHTH ISSUE FOR LANDS DEPT.	MK	WC	[Signature]

F.S.D. Ref.

For Issuance

Date:

ADJOINING G.I.C. SITE

YAN YUNG STREET

HUNG HOM SOUTH ROAD

LOCAL OPEN SPACE

LOCAL OPEN SPACE

HUNG HOM BY-PASS BELOW




ON KING STREET

DISTRICT OPEN SPACE

DISTRICT OPEN SPACE

FIFTH FLOOR PLAN

LEGEND :

-  METER ROOM
-  SWITCH ROOM
-  PRIVATE CARPARK

TOTAL NO. OF CARPARK = 91 NOS.

NOTES :

- 1.) ALL LIFTS SHALL BE DISABLED LIFT

28 MAY 2012, 4:06 PM, KNT9700A/11/15-01-02A/AGB-08

PROPOSED BPS DEVELOPMENT
HUNG HOM BAY RECLAMATION AREA, KLN
Job Title
Drawing Title
Scale
Date Drawn

Job No. KNT9708

REV	DATE	DESCRIPTION	BY	CHECKED	DATE
A1	28/08/01	Issue for Construction	Y. K. YIP	Y. K. YIP	28/08/01
A2	28/08/01	Issue for Construction	Y. K. YIP	Y. K. YIP	28/08/01
A3	28/08/01	Issue for Construction	Y. K. YIP	Y. K. YIP	28/08/01
A4	28/08/01	Issue for Construction	Y. K. YIP	Y. K. YIP	28/08/01
A5	28/08/01	Issue for Construction	Y. K. YIP	Y. K. YIP	28/08/01
A6	28/08/01	Issue for Construction	Y. K. YIP	Y. K. YIP	28/08/01
A7	28/08/01	Issue for Construction	Y. K. YIP	Y. K. YIP	28/08/01
A8	28/08/01	Issue for Construction	Y. K. YIP	Y. K. YIP	28/08/01

REV	DATE	DESCRIPTION	BY	CHECKED	DATE
A1	28/08/01	Issue for Construction	Y. K. YIP	Y. K. YIP	28/08/01
A2	28/08/01	Issue for Construction	Y. K. YIP	Y. K. YIP	28/08/01
A3	28/08/01	Issue for Construction	Y. K. YIP	Y. K. YIP	28/08/01
A4	28/08/01	Issue for Construction	Y. K. YIP	Y. K. YIP	28/08/01
A5	28/08/01	Issue for Construction	Y. K. YIP	Y. K. YIP	28/08/01
A6	28/08/01	Issue for Construction	Y. K. YIP	Y. K. YIP	28/08/01
A7	28/08/01	Issue for Construction	Y. K. YIP	Y. K. YIP	28/08/01
A8	28/08/01	Issue for Construction	Y. K. YIP	Y. K. YIP	28/08/01

HO & PARTNERS ARCHITECTS
INCORPORATED & REGISTERED COMPANY

Approved for Dispatch/Construction

Approved By: _____
Approved Date: _____

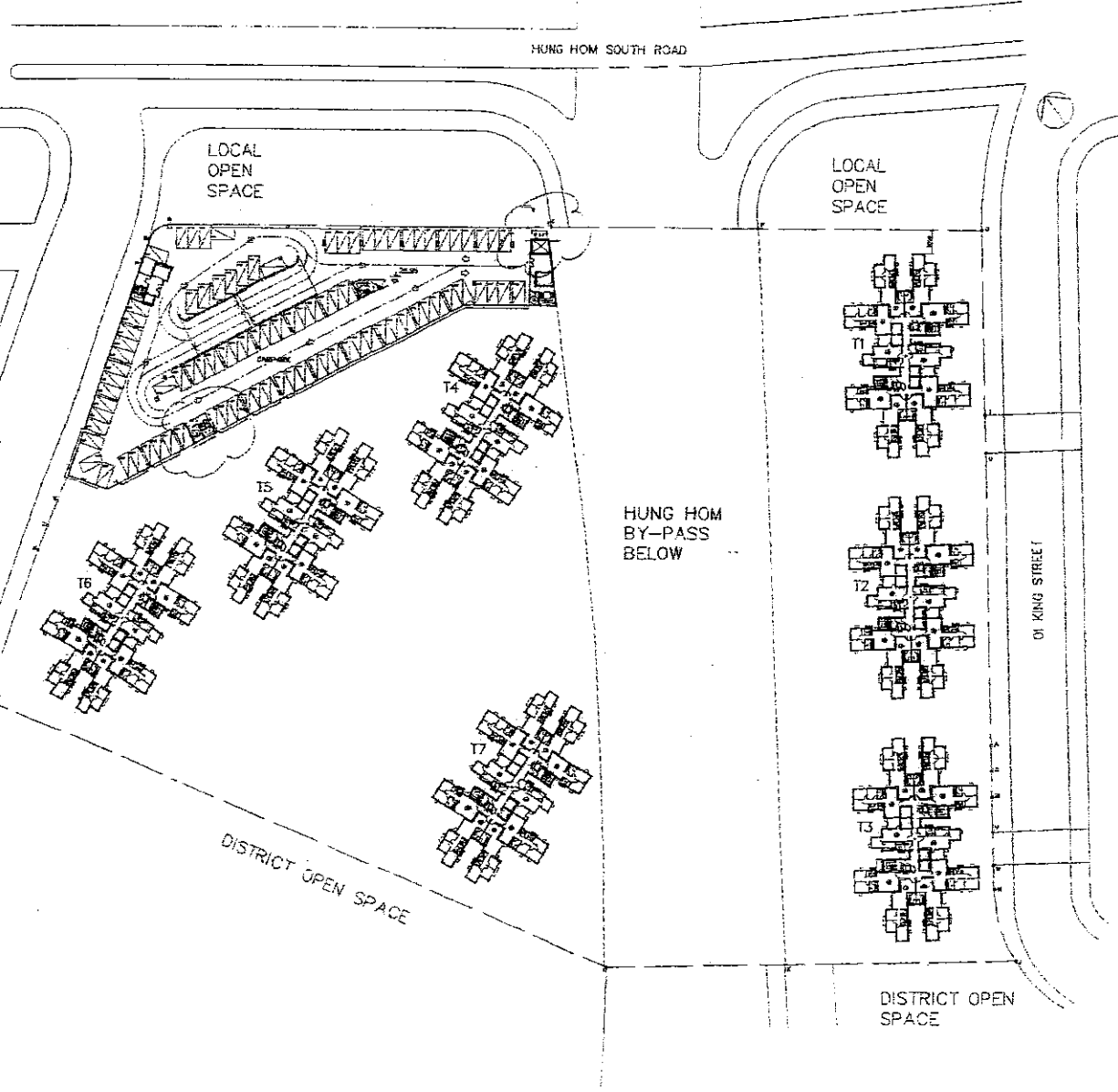
The copyright of this schedule of drawings remains with the architect and shall not be reproduced in any form or by any means without the written permission from the architect and his/her engineers & technicians & assistants etc.



ADJOINING G.I.C. SITE

YAM YUNG STREET

HUNG HOM SOUTH ROAD



SIXTH FLOOR PLAN

LEGEND :

- = METER ROOM
- = SWITCH ROOM
- = PRIVATE CARPARK

TOTAL NO. OF CARPARK = 91 NOS.

- NOTES :
- 1) ALL LIFTS SHALL BE DISABLED LIFT

24/04/02 12:44:58 MSK K. NGI19706\HP16-01-02\ACB-16-16-01

PROPOSED PSPS DEVELOPMENT
 IN K.L.L. 1176
 HUNG HOM BAY, RECLAMATION AREA, KLN.
 Job No: KNT19708
 Drawing Title: SIXTH FLOOR PLAN



Approved for Dispatch/Construction
 By: _____
 Date: _____

Scale: 1:1000

(1) Do not scale drawing. Figures & dimensions are to be followed. Plans are drawn in conjunction with all other drawings. The contractor shall be notified immediately if any discrepancy is found thereon.
 (2) This drawing shall not be used for construction purposes unless otherwise certified. The contractor shall verify all dimensions prior to commencement of work.

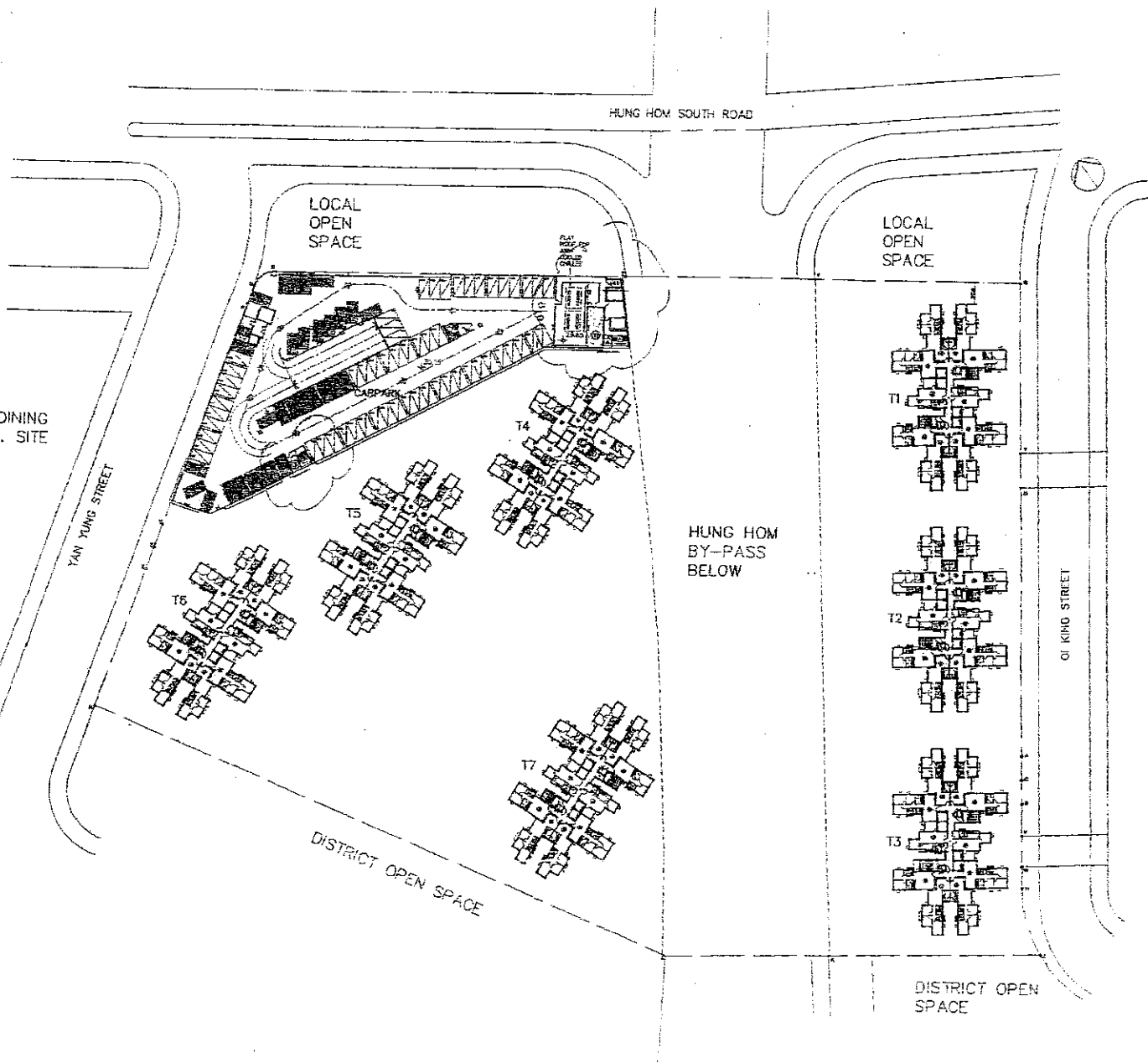
Unit Drawn	29/08/01
Drawn By	WCH
Checked By	NH
Scale	1:1000
Revised	None
Rev. No.	A1, A2, A3, A4, A5, A6, A7, A8
Drawing No.	ACB-ML-08a

B.D. Ref.	F.S.D. Ref.	Checked	Approved
A8 21.08.02	MSK	WCH	NH
A7 29.06.01	MN	WCH	NH
A6 13.01.01	MH	WCH	NH
A5 11.11.00	MSK	ANC	PK
A4 25.08.00	MSK	JP	PK
		Drawn	Approved

Approved by: _____
 Date: _____

(3) The approval of this schedule / drawing implies that the Architect has part of his liability for the design transferred to the contractor in any form or by any means without the written permission from Ho & Partners Architects (Legislative & Development Consultants Ltd).

ADJOINING
G.I.C. SITE



SEVENTH FLOOR FLOOR PLAN

LEGEND :

- 3 = METER ROOM
- 4 = SWITCH ROOM
- T1 = A/C PLANT ROOM
- [Hatched Box] CARPARK FOR RETAILED SHOP (30 NOS.)
- [Diagonal Line Box] PRIVATE CARPARK

CARPARK CALCULATION

CARPARK FOR RETAILED SHOP = 30 NOS.
PRIVATE CARPARK = 57 NOS.
TOTAL NO. OF CARPARK = 87 NOS.

NOTES :

- 1.) ALL LIFTS SHALL BE DISABLED LIFT

24 MAY 02 12:45:47 HSK K:\KN19700\KN19700-01-02-VGB-HK 1:1

Job Title: PROPOSED PSPS DEVELOPMENT, N.A.L.L. 1176 HUNG HOM BAY RECLAMATION AREA, KLN

Drawing Title: SEVENTH FLOOR PLAN

Scale: 1:1000

(1) Do not scale drawing. Figure dimensions are to be followed. Read dimensions in conjunction with all other relevant specifications. If any discrepancy is found therein, the contractor shall verify all construction purposes unless advised otherwise. The contractor shall verify all construction of work.

Job No. KN19708

Scale: 1:1000

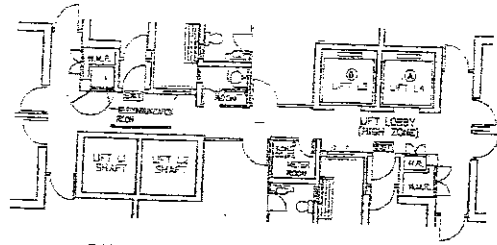
DATE	BY	CHKD BY	DATE	BY	CHKD BY
21.03.02	MSK	AWC	21.03.02	AWC	NH
24.03.02	NIN	WC	24.03.02	WC	NH
16.04.02	MYN	WC	16.04.02	WC	NH
11.05.02	MSK	AWC	11.05.02	AWC	WK
23.05.02	MSK	AWC	23.05.02	AWC	WK

Checked: [Signature] Approved: [Signature]

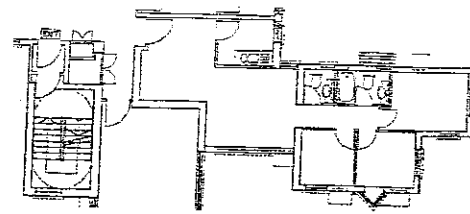
Approved for Dispatch/Construction
Eng. Bee Yee
Approved By: _____
Date: _____

Signat: _____

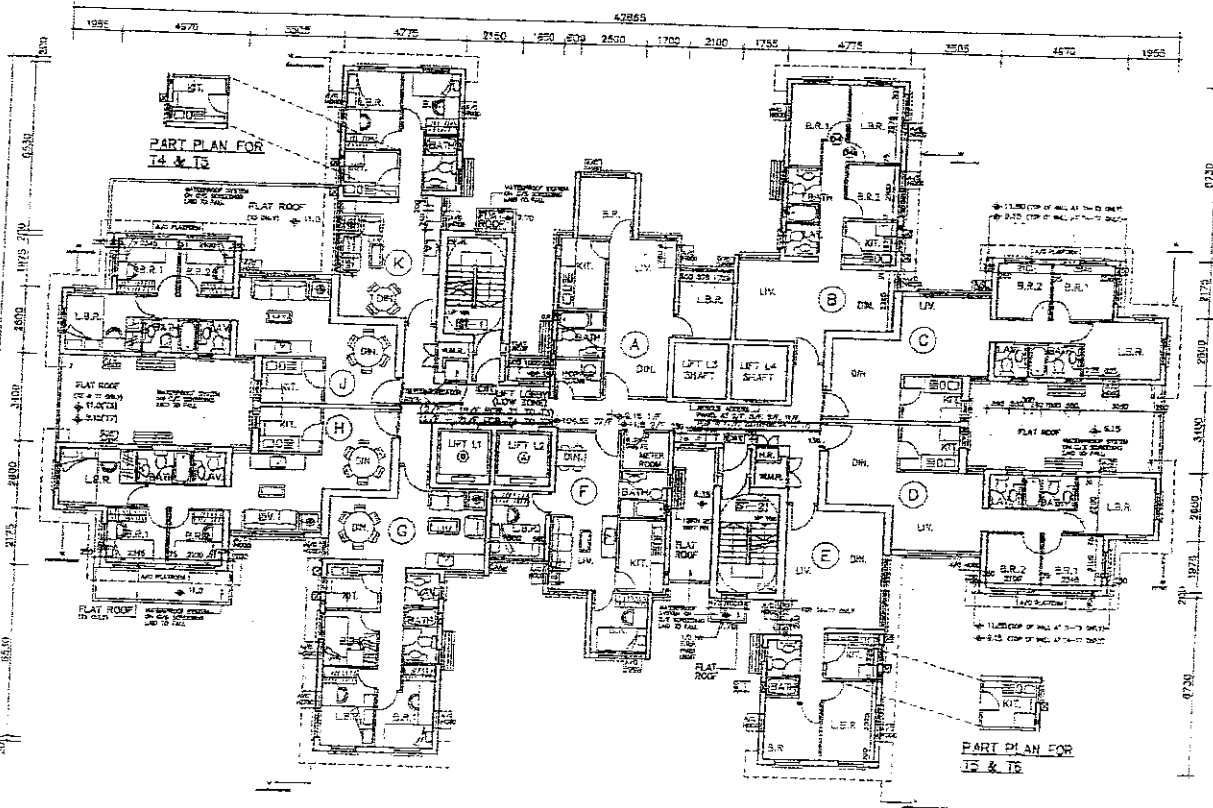
(2) The copyright of this drawings / working notes, etc. is the property of the architect / drawing party. No part of this drawings / working notes, etc. shall be reproduced, stored in a retrieval system, or transmitted in any form or by any means, without the written permission of the architect / drawing party.



PART PLAN OF HIGH ZONE LIFT LOBBY
 100/F - 37/F FOR TOWER 1 & 2
 100/F - 37/F FOR TOWER 3
 100/F - 37/F FOR TOWER 4 (T) 1
 NOTE: DIMENSION OF UPPER ZONE LOBBY SAME AS LOWER ZONE LOBBY



PART PLAN OF 1/F-3/F OF TOWER 4 (FLAT D)



DOMESTIC TOWER (TYPICAL FLOOR PLAN)

LEGEND :

- ① FIREMAN'S LIFT AND DISABLED LIFT
- ② DISABLED LIFT
- CLOTHES DRYING RACK
- 1500mm LONG SINK CABINET WITH WASH 1 1/2 SINK UNIT FOR BATH & P. 1500mm LONG SINK CABINET WITH WASH 1 1/2 SINK UNIT FOR BATH & P. 1500mm LONG SINK CABINET WITH WASH 1 1/2 SINK UNIT FOR BATH & P.
- BATH TUB - 1200mm LONG x 700mm WIDE (MODIFICATION TO T.S. APPLIED)
- A/C HOOD AT HIGH LEVEL (DETAILS REFER TO OTHER DRAWINGS)
- 3.5Ltr CAPACITY REFRIGERATOR (TO BE PROVIDED BY OCCUPANTS)
- WASHING MACHINE (TO BE PROVIDED BY OCCUPANTS)
- BASIN
- POSITION OF FLAT ENTRANCE STAINLESS STEEL DOOR
- AN OPENING OF SIZE 200 x 200mm ON KITCHEN'S EXTERNAL WALL TO BE PROVIDED FOR FLAT OWNERS TO INSTALL AN ADDITIONAL VENTILATION DUCT FOR COOKING EXHAUST WITH A METAL LOUVER (MODIFICATION TO T.S. APPLIED)
- FIXED WINDOW
- OPENABLE WINDOW
- PIPE SCREEN

- NOTES :**
- EVERY WINDOW SHALL HAVE A CONCRETE PROJECTION OF NOT LESS THAN 150mm (HEIGHT) x 100mm (WIDTH) AT THE WINDOW HEAD, FOR THE FULL WIDTH OF THE WINDOW AND EXTENDING 150mm BEYOND THE REVEAL WHEREVER POSSIBLE
 - A HANGING CABINET TO BE PROVIDED FOR ALL KITCHEN
 - ALL SERVICE PIPES TO BE LOCATED INSIDE THE RE-ENTRANT, IF NOT POSSIBLE, ALL EXPOSED SERVICE PIPES TO EXTERIOR WALLS MAY BE COVERED BY PIPE SCREEN
 - VANITY TOP OF MIN. WIDTH 200mm AS INTEGRAL PART OF WASH-HAND BASIN
 - ARCHITECTURAL FINES WITH PROJECTION OF NOT MORE THAN 500mm (4/F, 35/F & 37/F FOR TOWER 1 & 2), (1/F, 2/F, 3/F & 35/F FOR TOWER 3), (4/F, 30/F & 35/F FOR TOWER 4, 5, 6 & 7).

TYPICAL FLOOR		T4 (1/F-3/F)
TYPE	SALEABLE AREA	SALEABLE AREA
①	39.997m ²	39.997m ²
②	54.998m ²	54.998m ²
③	54.988m ²	54.988m ²
④	54.988m ²	54.988m ²
⑤	54.998m ²	55.00m ²
⑥	54.998m ²	54.998m ²
⑦	45m ²	45m ²
CORE	84.681m ²	85.002m ²

TYPICAL FLOOR:		T4 (1/F-3/F)
TOTAL SALEABLE AREA/FLOOR	=499.996m ²	=499.980m ²
TOTAL GROSS FLOOR AREA/FLOOR	=584.619m ²	=584.662m ²
EFFICIENCY RATE/FLOOR	=85.52%	=85.47%

PROJECT: 11-20-36 THE KINERVA/06/08/P1/6 (1)-OP/AGI/NI-1

HO & PARTNERS ARCHITECTS
 CONSULTANTS & PROFESSIONAL CONSULTANTS LIMITED

Approved for Dispatch/Construction
 Date: _____
 Approved By: _____
 Signature: _____

The copyright of this schedule / drawing remains with the Architect. No part of this drawing may be reproduced in any form or by any means, including electronic, mechanical, photocopying, recording, or by any information storage and retrieval system, without the prior written permission from Ho & Partners, Architects, Engineers & Development Consultants Ltd.

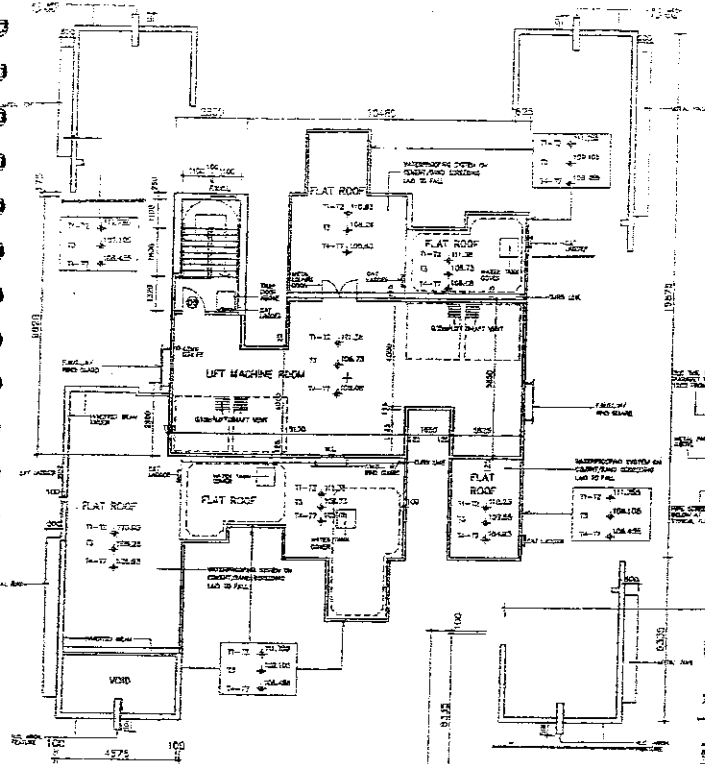
Job No. KIN79708
 Job Title: PORPOSED PSPS DEVELOPMENT IN K.L. 11076 HUNG HOM BAY, RECLAMATION AREA, KLN
 Drawing Title: DOMESTIC TOWER (TYPICAL FLOOR PLAN)

Scale	Date Drawn	Drawn By	Checked By	Disc No.
1:200	29/08/01	W. CHAN	W. CHAN	AGL/A7/AB
		W. CHAN	W. CHAN	AGL/A7/AB
		W. CHAN	W. CHAN	AGL/A7/AB
		W. CHAN	W. CHAN	AGL/A7/AB
		W. CHAN	W. CHAN	AGL/A7/AB
		W. CHAN	W. CHAN	AGL/A7/AB
		W. CHAN	W. CHAN	AGL/A7/AB
		W. CHAN	W. CHAN	AGL/A7/AB
		W. CHAN	W. CHAN	AGL/A7/AB
		W. CHAN	W. CHAN	AGL/A7/AB

(1) Do not issue drawing. Flavour discontinue one to the relevant. Read this drawing in conjunction with all drawings and specifications. If any discrepancy in award sheets, the drawing shall prevail.

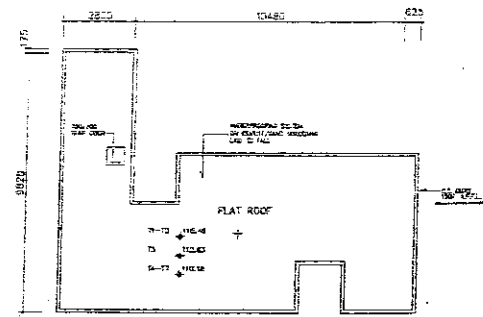
(2) This drawing shall not be used for construction without the contractor's certificate. The contractor shall verify on commencement of work.

F.S.D. Ref.	Issue	Checked	Date
210502	EIGHTH ISSUE FOR LANDS DEPT.	W. CHAN	
280601	SEVENTH ISSUE FOR LANDS DEPT.	W. CHAN	
150401	SIXTH ISSUE FOR LANDS DEPT.	W. CHAN	
300201	FIFTH ISSUE FOR LANDS DEPT.	W. CHAN	
7001	FOURTH ISSUE FOR LANDS DEPT.	W. CHAN	
1101	THIRD ISSUE FOR LANDS DEPT.	W. CHAN	
1001	SECOND ISSUE FOR LANDS DEPT.	W. CHAN	
1001	FIRST ISSUE FOR LANDS DEPT.	W. CHAN	

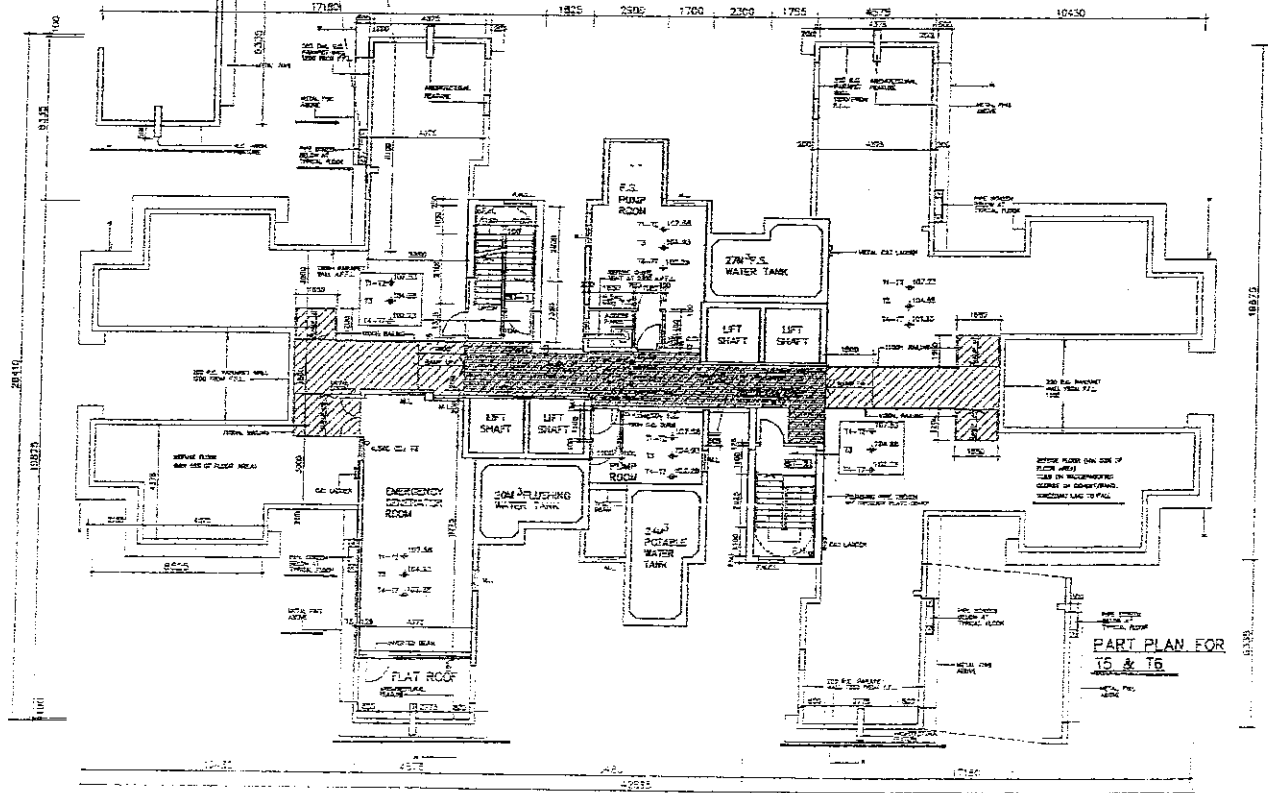


PLAN OF LIFT MACHINE ROOM

PART PLAN FOR T4 & T5





TOP ROOF PLAN



ROOF PLAN

PART PLAN FOR T5 & T6

- NOTES: 1. EMERGENCY LIGHTING TO BE PROVIDED AT REFUGE FLOOR
 2. * ARCHITECTURAL FINIS WITH PROJECTION OF NOT MORE THAN 500mm.
-  CHECKER PLATE COVER W/ FIRE PROTECTION
 CHECKER PLATE COVER

2405102 1:1 24-49 III K.V.K.19/06/94 P.16-III 02/AGB-RI-12

HO & PARTNERS ARCHITECTS
 110, 112, 114, 116, 118, 120, 122, 124, 126, 128, 130, 132, 134, 136, 138, 140, 142, 144, 146, 148, 150, 152, 154, 156, 158, 160, 162, 164, 166, 168, 170, 172, 174, 176, 178, 180, 182, 184, 186, 188, 190, 192, 194, 196, 198, 200, 202, 204, 206, 208, 210, 212, 214, 216, 218, 220, 222, 224, 226, 228, 230, 232, 234, 236, 238, 240, 242, 244, 246, 248, 250, 252, 254, 256, 258, 260, 262, 264, 266, 268, 270, 272, 274, 276, 278, 280, 282, 284, 286, 288, 290, 292, 294, 296, 298, 300, 302, 304, 306, 308, 310, 312, 314, 316, 318, 320, 322, 324, 326, 328, 330, 332, 334, 336, 338, 340, 342, 344, 346, 348, 350, 352, 354, 356, 358, 360, 362, 364, 366, 368, 370, 372, 374, 376, 378, 380, 382, 384, 386, 388, 390, 392, 394, 396, 398, 400, 402, 404, 406, 408, 410, 412, 414, 416, 418, 420, 422, 424, 426, 428, 430, 432, 434, 436, 438, 440, 442, 444, 446, 448, 450, 452, 454, 456, 458, 460, 462, 464, 466, 468, 470, 472, 474, 476, 478, 480, 482, 484, 486, 488, 490, 492, 494, 496, 498, 500, 502, 504, 506, 508, 510, 512, 514, 516, 518, 520, 522, 524, 526, 528, 530, 532, 534, 536, 538, 540, 542, 544, 546, 548, 550, 552, 554, 556, 558, 560, 562, 564, 566, 568, 570, 572, 574, 576, 578, 580, 582, 584, 586, 588, 590, 592, 594, 596, 598, 600, 602, 604, 606, 608, 610, 612, 614, 616, 618, 620, 622, 624, 626, 628, 630, 632, 634, 636, 638, 640, 642, 644, 646, 648, 650, 652, 654, 656, 658, 660, 662, 664, 666, 668, 670, 672, 674, 676, 678, 680, 682, 684, 686, 688, 690, 692, 694, 696, 698, 700, 702, 704, 706, 708, 710, 712, 714, 716, 718, 720, 722, 724, 726, 728, 730, 732, 734, 736, 738, 740, 742, 744, 746, 748, 750, 752, 754, 756, 758, 760, 762, 764, 766, 768, 770, 772, 774, 776, 778, 780, 782, 784, 786, 788, 790, 792, 794, 796, 798, 800, 802, 804, 806, 808, 810, 812, 814, 816, 818, 820, 822, 824, 826, 828, 830, 832, 834, 836, 838, 840, 842, 844, 846, 848, 850, 852, 854, 856, 858, 860, 862, 864, 866, 868, 870, 872, 874, 876, 878, 880, 882, 884, 886, 888, 890, 892, 894, 896, 898, 900, 902, 904, 906, 908, 910, 912, 914, 916, 918, 920, 922, 924, 926, 928, 930, 932, 934, 936, 938, 940, 942, 944, 946, 948, 950, 952, 954, 956, 958, 960, 962, 964, 966, 968, 970, 972, 974, 976, 978, 980, 982, 984, 986, 988, 990, 992, 994, 996, 998, 1000

Approved for Disposal/Construction
 Signature: _____
 Date: _____

© The copyright of this technical / working drawings with all the necessary / drawing copy be reproduced in any form, in & Franchise Architects Engineers & Development International Ltd.

Job No. KNT9706
 Job Title: PROPOSED PSPS DEVELOPMENT HUNG HON BAY RECREATION AREA, KLN
 Drawing Title: DOMESTIC TOWER ROOF PLAN - (REFUGE FLOOR)

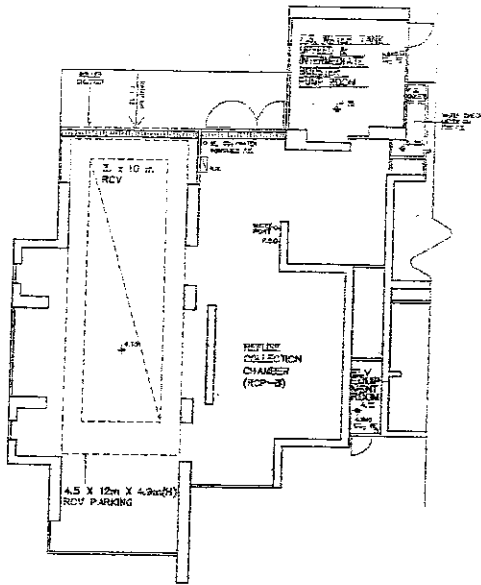
Scale: 1 : 200
 Date Drawn: 29/08/01

ARCHITECT: HO & PARTNERS
 DRAWN BY: [Name]
 CHECKED BY: [Name]
 DATE: 29/08/01
 PROJECT NO.: KNT9706
 DRAWING NO.: A6, A7, A8

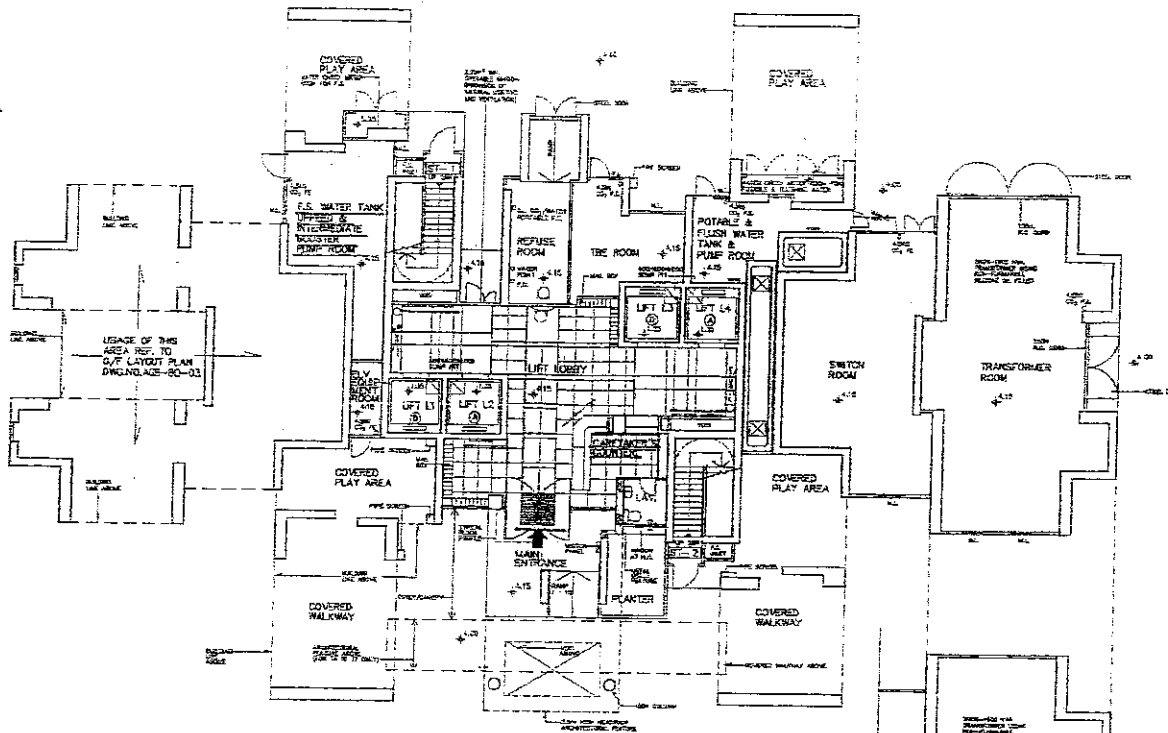
(1) Do not scale drawing figures. Best this drawing in conjunction with all other related drawings and specifications. Do not alter the drawing without the architect's approval. If any discrepancy is found between (2) This drawing shall not be used for construction unless otherwise authorized. The contractor shall verify all dimensions in situ prior to commencement of work.

Rev.	Description	By	Checkd.	Appr'd.
1	ISSUE FOR LANDS DEPT.	MSR	WC	PHC
2	SEVENTH ISSUE FOR LANDS DEPT.	MSR	WC	NH
3	SIXTH ISSUE FOR LANDS DEPT.	MSR	WC	NH
4	FIFTH ISSUE FOR LANDS DEPT.	MSR	ANC	PK
5	FOURTH ISSUE FOR LANDS DEPT.	MSR	ANC	PK

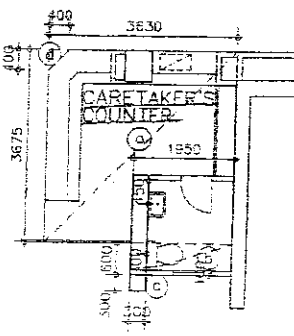
Date: _____
 By: _____
 Checkd: Brown
 Appr'd: _____



TOWER 3 G/F PART PLAN



DOMESTIC TOWER GROUND FLOOR PLAN



PART PLAN FOR CARETAKER COUNTER

FOR TOWER 1 TO 2

PERMISSIBLE AREA OF CARETAKER COUNTER NOT ACCOUNTED IN G.F.A. CALCULATION (10 UNITS x 36 STOREYS) x 5/50 = 36m²

PROPOSED CARETAKER COUNTER AREA = $\frac{36.75 \times 400}{1000} = 14.70m^2 < 36m^2$

FOR TOWER 3 TO 7

PERMISSIBLE AREA OF CARETAKER COUNTER NOT ACCOUNTED IN G.F.A. (10 UNITS x 35 STOREYS) x 5/50 = 35m²

PROPOSED CARETAKER AREA = $14.70m^2 < 35m^2$

UNITS PER FLOOR = 10
 NO. OF DOMESTIC STOREY = 35 or 36
 5M² PER 50 UNITS = 5/50

TOWER 1 G/F PART PLAN

NOTES:

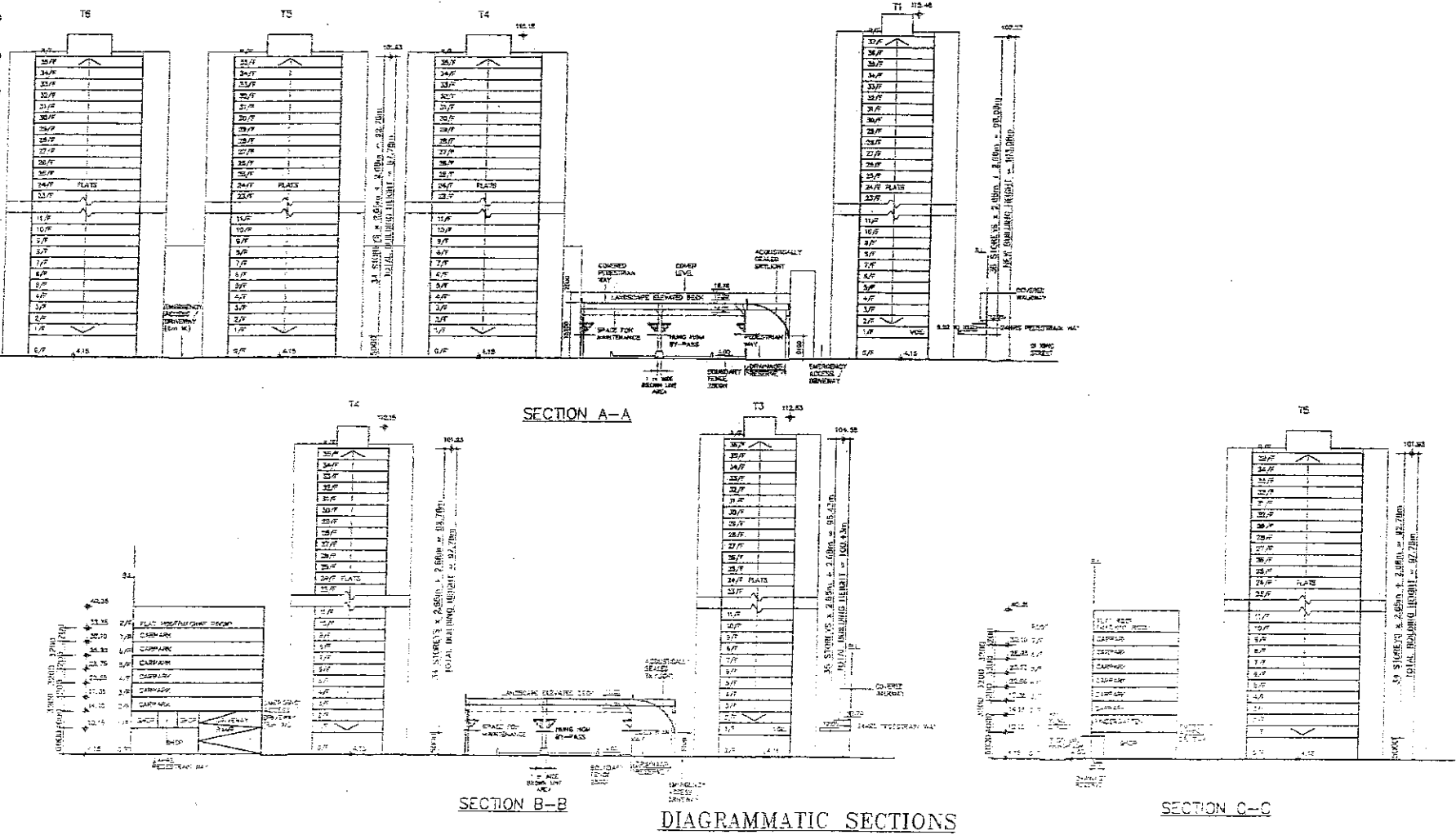
- TELEPHONE CONNECTION POINT, SPLIT TYPE AIR CONDITIONER & DOWNLIGHTS TO BE PROVIDED
- MAIN ENTRANCE G.F.A. = 93.642m² (EXCLUDING CARETAKER AREA)
- FURNITURE LAYOUT INDICATIVE ONLY

LEGEND:

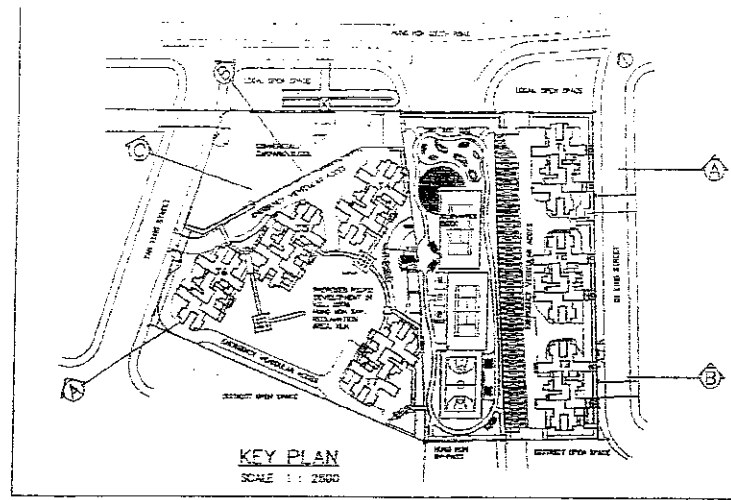
- (A) DISABLED & FIREMAN'S LIFT
- (B) DISABLED LIFT

2400102 11:25:25 (H) KIN7906NIN16 01-CP-VAD-BK 17

		Approved for Dispatch/Construction Jng Box No. _____ Approved By _____ Date: _____		
Job Title: PROPOSED PSPS DEVELOPMENT IN K.I.L. 11076 HUNG HON BAY RECLAMATION AREA, KLN Job No: KIN7906		Date Drawn: 29/06/01 Scale: 1:200		
Drawing Title: DOMESTIC TOWER (GROUND FLOOR PLAN)		Drawing No: AGB-ML-13		
(1) Do not scale drawing figures. Read dimensions on to locate. This drawing in conjunction with all other relevant drawings and specifications shall not be utilised independently if any discrepancy is found thereon.		(2) This drawing shall not be used for construction until the drawings are complete. The contractor shall verify all dimensions on site prior to commencement of work.		
3. Ref.	F.S.D. Ref.	Drawn	Checked	Approved
21.05.02	EIGHTH ISSUE FOR LANDS DEPT.	MN	NH	NH
20.08.01	SEVENTH ISSUE FOR LANDS DEPT.	MN	NH	NH
15.01.01	SIXTH ISSUE FOR LANDS DEPT.	MN	NH	NH
30.12.00	FIFTH ISSUE FOR LANDS DEPT.	MN	ATC	BK
7.8.00	FOURTH ISSUE FOR LANDS DEPT.	MN	AIC	RK



DIAGRAMMATIC SECTIONS



KEY PLAN
SCALE 1:2500

20MAY02 10:53:24 HSK 60 KNT19706VH P16-01 -02V AGB-AL 14

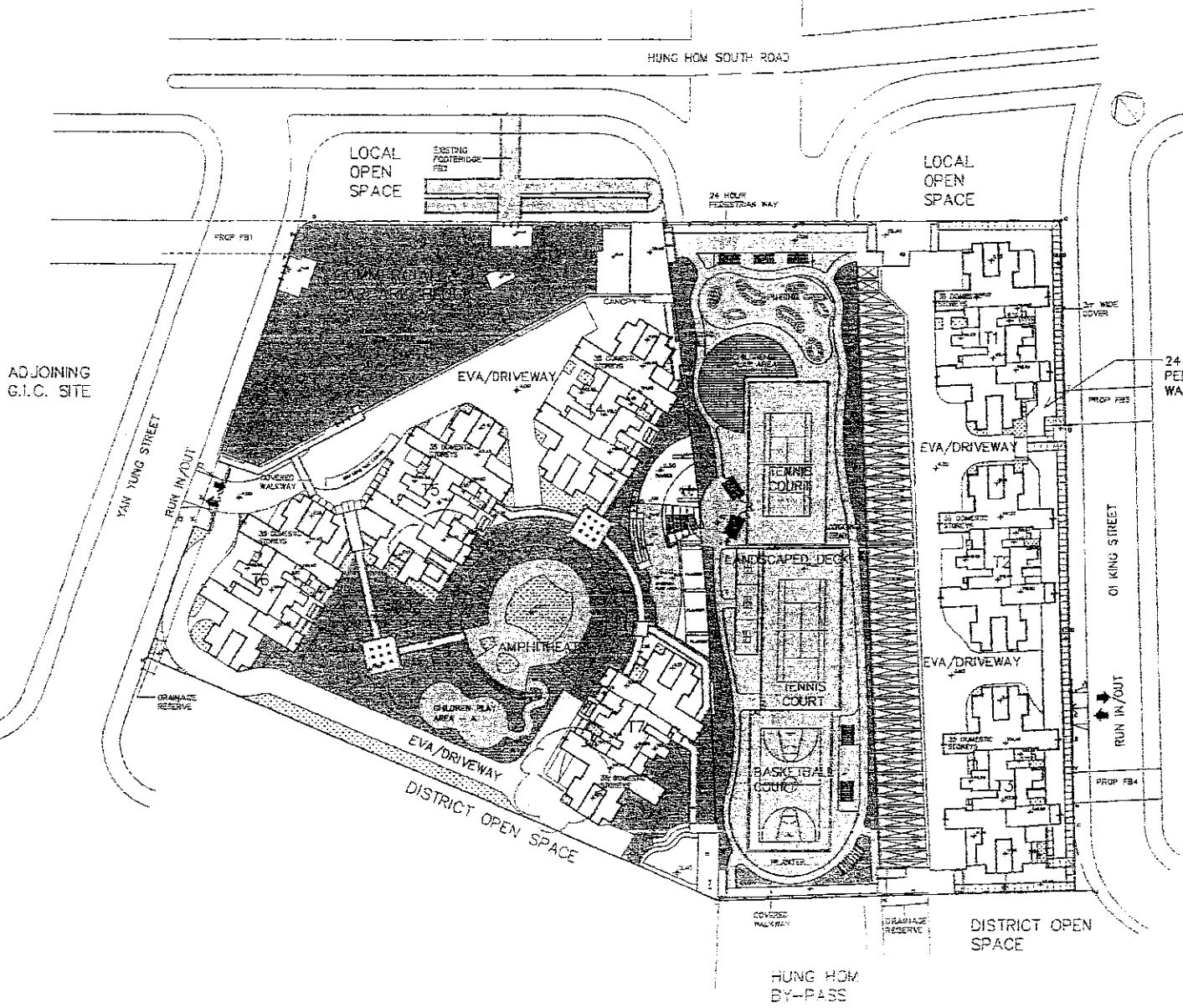
Job Title: PROPOSED PSPS DEVELOPMENT IN K.L. 11078 LUNG HOH BAY, RECLAMATION AREA, KLN
 Drawing Title: DIAGRAMMATIC SECTIONS
 Job No: KNT19706
 Scale: 1:1000
 Date Drawn: 29/08/01



Approved for Dispatch/Construction
 Date: 29/08/01
 Prepared by: [Signature]
 Checked by: [Signature]
 Approved by: [Signature]

© The copyright of this schedule / drawing remains with HIO & PARTNERS ARCHITECTS. It is to be used only for the project / drawing for which it was prepared in accordance with the written permission from HIO & PARTNERS ARCHITECTS. For further information, contact HIO & PARTNERS ARCHITECTS.

H.D. Ref.	F.S.D. Ref.	Checked	Drawn	Approved
A8 21.05.02	EIGHTH ISSUE FOR LANDS DEPT.	MSK	MSK	NH
A7 29.08.01	SEVENTH ISSUE FOR LANDS DEPT.	MSK	MSK	NH
A6 15.01.01	SIXTH ISSUE FOR LANDS DEPT.	MSK	MSK	NH
A5 30.12.00	FIFTH ISSUE FOR LANDS DEPT.	MSK	MSK	NH
A4 23.06.00	FOURTH ISSUE FOR LANDS DEPT.	MSK	MSK	NH



OPEN SPACE DIAGRAM

ADJOINING G.I.C. SITE

LEGEND :

- OPEN SPACE FOR ACTIVE RECREATION
- OPEN SPACE FOR PASSIVE RECREATION

OPEN SPACE	REQUIRED (m ²)	PROVIDED (m ²)
ACTIVE	5700	6005
PASSIVE	2900	2978

REFER TO SPECIAL CONDITIONS(15)

2-MAY02 12:55:51 HSK 10 NMT9706.NLP\16-01-DEVELOP-ML-15A3

PROPOSED PSRS DEVELOPMENT
IN K.L. 1107B
HUNG HOM BAY, RECLAMATION AREA, ISLN

Job Title: **OPEN SPACE DIAGRAM**

Job No. **KINTD706**

Date Drawn: **20/09/01**

Scale: **1:1000**

Drawing No. **AGB-ML-16**

Approved for Dispatch/Construction
 Eng. David Lo
 Date: _____

Approved By: _____
 Date: _____

Signature: _____

(1) the content of this schedule / drawings / drawings shall be approved in any form or by any means without the written permission from us & Partners Architects Engineers & Environmental Consultants Ltd.

Rev.	Ref.	F.S.D. (P&L)				Design	Checked	Approved
		MSK	INC	WH	WH			
A9	21.06.01	THIRD ISSUE FOR LANDS DEPT.	MSK	INC	WH	WH		
A8	08.01.01	EIGHTH ISSUE FOR LANDS DEPT.	MSK	INC	WH	WH		
A7	22.01.01	SEVENTH ISSUE FOR LANDS DEPT.	WH	INC	WH	WH		
A6	06.01.01	SIXTH ISSUE FOR LANDS DEPT.	WH	INC	WH	WH		
A5	30.12.00	FIFTH ISSUE FOR LANDS DEPT.	WH	INC	WH	WH		
A4	13.03.00	FOURTH ISSUE FOR LANDS DEPT.	WH	INC	WH	WH		

1.	GROSS AREA OF SITE	=	27,818m ² (ASBUT)
2.	NET SITE AREA (AFTER DEDUCTION OF HUNG HOK BY PASS AND PRIVATE STREET)	=	1659,504m ²
	AREA OF NOTIONAL STREET	=	6,016m ²
	AREA OF HUNG HOK BY-PASS	=	20,142,496m ²
	NET SITE AREA	=	'A'
3.	CLASS OF SITE	=	OVER 61m ²
4.	BUILDING HEIGHT	=	'A'
5.	SCHEME DEVELOPMENT		
	NON-DOMESTIC:		
	COMMERCIAL / SHOPS	=	2998,595m ²
	KINDERGARTEN	=	734,529m ²
	TOTAL	=	3,733,124m ²
	ESTATE MANAGEMENT OFFICE	=	140,406m ²
	OWNERS' COMMITTEE OFFICE	=	41,614m ²
	COMBINED OFFICE FOR CLEANING AND MAINTENANCE CONTRACTORS	=	34,365m ²
	TOTAL	=	216,385m ²
	DOMESTIC:		
	(T1 - T7) G/F ENTRANCE LOBBY (93,723m ² x 7 TOWERS)	=	656,061m ²
	(T1 & T2) 1/F - 36/F DOMESTIC FLOOR (584,619m ² x 36 STOREYS) x 2 TOWERS	=	42,092,568m ²
	(T3) 2/F - 36/F DOMESTIC FLOOR (584,619m ² x 35 STOREYS) x 1 TOWER	=	20,451,965m ²
	(T4) 1/F - 3/F DOMESTIC FLOOR UNIT D SKEWED WINDOW (584,982m ² x 3 STOREYS)	=	1,754,966m ²
	(T4) 4/F - 35/F DOMESTIC FLOOR UNIT D SKEWED WINDOW (584,619m ² x 32 FLOORS)	=	18,707,808m ²
	(T5 - T7) 1/F - 35/F DOMESTIC FLOOR (584,619m ² x 35 STOREYS) x 3 TOWER	=	61,384,995m ²
	SUB-TOTAL	=	145,057,983m ²
	LIFT SHAFT EXEMPTION	DEDUCTED	= 758,057m ²
	TOTAL	=	144,299,926m ²
6.	UNDER LEASE CONDITION: - TOTAL NON-DOMESTIC GFA (SHOP ONLY)	=	2998,595m ²
7.	UNDER BUILDING ORDINANCE: - TOTAL NON-DOMESTIC GFA = 2998,595 + 734,529 + 41,614 + 34,365 + 33.04	=	3,842,143m ²
8.	a. PERMITTED S.C. FOR NON-DOMESTIC (OVER 15m)	=	60%
	b. PROPOSED S.C. FOR NON-DOMESTIC (3,147,783m ² + 20,142,496m ² x 100%)	=	15.63%
	c. PERMITTED S.C. FOR DOMESTIC (UNDER BLDG. PLANNING REGULATION)	=	33.33%
	d. PROPOSED DOMESTIC S.C. 4,543,863 + 20,142,496m ² x 100%	=	22.56%
	e. PERMITTED P.R. FOR NON-DOMESTIC	=	15
	f. PERMITTED P.R. FOR DOMESTIC (OVER 61m)	=	8
	g. PROPOSED P.R. FOR NON-DOMESTIC 3,842,143m ² + 20,142,496m ²	=	0.191
	h. REMAINING P.R. FOR DOMESTIC [(15 - 0.191) ÷ 15 x 8]	=	7.898
9.	PROPOSED P.R. FOR DOMESTIC 144,299,926m ² + 20,142,496m ²	=	7.884 < 7.898

PLOT RATIO AND SITE COVERAGE CALCULATIONS

Area of Exempted GFA Calculation

- Areas are not accountable for GFA calculation under the provisions of Building (planning) regulation 20(3) including parking motor vehicles, loading or unloading of motor vehicles or occupied solely by machinery or equipment for any lift, air-conditioning or heating system or any similar services.
- Areas to be excluded from GFA calculation via BD's permit dated 10 April, 2000.
 - Covered walkway at landscape garden on G/F.
 - Covered walkway at 24-hour Pedestrian Elevated walkway adjoining Oi King Street.
 - The space below the elevated walkway.
 - Covered areas under canopies fronting commercial/carpark block entrances at G/F.
 - Covered areas under canopy adjacent to taxi lay-by on G/F.
 - Voids over G/F entrance lobbies of Tower 1 to 3.
 - TBE rooms.
- Areas to be excluded from GFA calculation via BD's permit dated 9 February, 2000.
 - Void over ground floor entrance of shopping arcade.
 - Lift shaft areas over and above 2.5% of the total gross floor area.
 - Estate management office at ground floor of Tower 7.
 - Caretaker's counters at each tower.
 - Refuse rooms at ground floor of each tower.
 - Covered play areas at ground floor.
 - Void under and within car ramp at ground floor of car park.
- Areas to be excluded from GFA calculation via BD's permit dated 11 August, 2000.
 - Covered area under the footprint of the building the canopy and architectural feature outside the residential lobbies at G/F.
 - Management office for the shopping arcade.
- Areas to be excluded from GFA calculation via BD's permit dated 18 MAY, 2001.
 - Covered area under the canopy along the frontage of the commercial/carpark block to be excluded from gross floor area calculation.

24 OCT 01 11:29:23 AM KW197064R P.16.01 DWGCB-R-17

F.S.D. Ref.		PROPOSED SHOPS DEVELOPMENT				RECLAMATION AREA, KUN			
Job Title		LUNG HOK HUI				LUNG HOK HUI			
Drawing Title		PLOT RATIO AND SITE COVERAGE CALCULATIONS				PLOT RATIO AND SITE COVERAGE CALCULATIONS			
FIRTH ISSUE FOR LANDS DEPT.	MK	NH	NH	NH	Scale	Nil			
SIXTH ISSUE FOR LANDS DEPT.	MK	NH	NH	NH	<p>(1) Do not scan ceiling, floor or other relevant drawings and specifications. If any discrepancy is found, the architect shall be notified immediately.</p> <p>(2) This drawing shall not be used for construction unless approved by the relevant authority. No site verification shall be done at the site prior to commencement of work.</p>	20/08/01	Date Issued		
FIFTH ISSUE FOR LANDS DEPT.	MK	NH	NH	NH		20/08/01	Date Issued		
FOURTH ISSUE FOR LANDS DEPT.	MK	NH	NH	NH		20/08/01	Date Issued		
	MK	NH	NH	NH		20/08/01	Date Issued		
	MK	NH	NH	NH		20/08/01	Date Issued		
Job No.	KNT19706				Scale	ACB-ML-17			
Job Title	LUNG HOK HUI				Scale	ACB-ML-17			
Drawing Title	PLOT RATIO AND SITE COVERAGE CALCULATIONS				Scale	ACB-ML-17			

Approved for Dispatch/Construction: [Signature] Date: [Date]

Signature: [Signature] Date: [Date]

(1) The content of this drawing / planning remains with the Architect. In part of this drawing, the Architect is responsible for any errors in any documents without the Architect's permission from the Architect's Engineer & Development Consultants Ltd.

SCHEDULE OF RESIDENTIAL ACCOMMODATION

	TENDER NOTICE PERMITTED	PROPOSED	REFERENCE SPECIAL CONDITION	
GROSS FLOOR AREA (m ²)	144,300m ² (MAX.)	144,299,926m ² (RESIDENTIAL)	(11)(b)(i)	
NUMBER OF UNITS	2,450 - 2,600	2,470	(6)(c)	
SIZES OF UNITS	SALEABLE AREA	SALEABLE AREA (APPROX)		
	35m ² -40m ²	39,997m ²		20%
	40.1m ² -45m ²	45m ²		20%
	50m ² -55m ²	54,989m ² - 55,000m ²	60%	
NO. OF UNITS CONTAINING 3 BEDROOMS	NOT LESS THAN 58% OF TOTAL NO. OF UNITS	60% (1482 UNITS)		
EFFICIENCY RATIO (EVERY RESIDENTIAL FLOOR)	86% (MAX.)	T1 - T7	(6)(d)	
		85.47% TO 85.52%		

SCHEDULE OF NON-RESIDENTIAL ACCOMMODATION

	TENDER NOTICE PERMITTED	PROPOSED	REFERENCE SPECIAL CONDITION
GROSS FLOOR AREA (m ²)	COMMERCIAL/SHOPS	3,000m ² (MAXIMUM)	(11)(b)(ii)
	KINDERGARTEN	640m ² (MINIMUM) (6 CLASSROOMS & ANCILLARY FACILITIES)	(15)

SCHEDULE OF ANCILLARY FACILITIES

	USE	PERMITTED/REQUIRED UNDER LEASE	PROPOSED	REFERENCE SPECIAL CONDITION		
TOTAL PARKING SPACES	PARKING SPACES (2.5 x 5.0m EACH)	1 BAY PER 5 FLATS MAX = 2470/5 = 494	494	2/F CARPARK BLOCK = 75 3/F CARPARK BLOCK = 90 4/F CARPARK BLOCK = 90 5/F CARPARK BLOCK = 91 6/F CARPARK BLOCK = 91 7/F CARPARK BLOCK = 57	(36)(a)	
			COMMERCIAL AND SHOPS VISITOR CAR PARK	50	30	(36)(b)
			KINDERGARTEN CARPARK	1	1	(36)(c)
			CARPARK FOR DISABLED	4 (MAXIMUM)	3	(36)(h)
			TOTAL = 528 NOS.			
	LOADING & UNLOADING BAY (DOMESTIC)	1 BAY FOR EACH RESIDENTIAL TOWER = 7 BAYS	7 BAYS	(36)(c)		
	LOADING & UNLOADING BAY (NON-DOMESTIC)	3 BAYS	3 BAYS	(36)(c)		
	OWNERS' COMMITTEE OFFICE	38m ² < PROPOSED < 42m ²	41,614m ²	(14)		
	ESTATE MANAGEMENT OFFICE	140m ² < PROPOSED < 170m ²	140,406m ²			
	THE CONTRACTOR'S OFFICE	30m ² < PROPOSED < 35m ²	34,365m ²			

SCHEDULES OF ACCOMMODATION

2-MAY-01 14:07:11 HSK & WHIT906\HP\16-01-02\AGB-ML-18

PROPOSED PSPS DEVELOPMENT
JUNG HON BAY, RECLAMATION AREA, KLN

Job Title: F.S.D. Ref.

No.	Date	Issue	Checked	By	Approved
A7	21.06.02	EIGHTH ISSUE FOR LANDS DEPT.	MSK	MSK	
A7	29.08.01	SEVENTH ISSUE FOR LANDS DEPT.	MN	MN	
A5	10.01.01	SIXTH ISSUE FOR LANDS DEPT.	MN	MN	
A5	30.12.00	FIFTH ISSUE FOR LANDS DEPT.	MN	MN	
A1	7.9.00	FOURTH ISSUE FOR LANDS DEPT.	MN	MN	

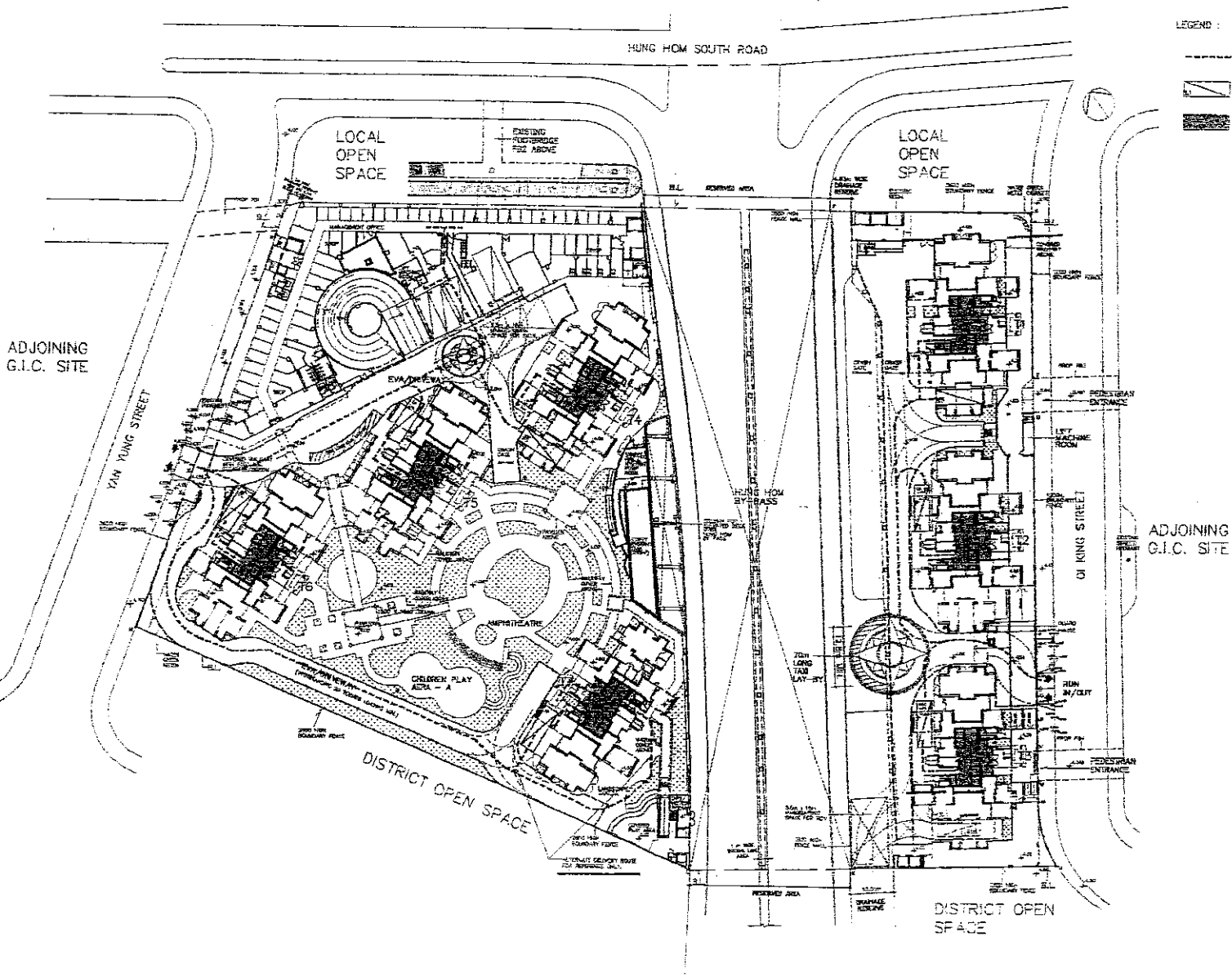
HSK & PARTNERS ARCHITECTS
ENGINEERING & MANAGEMENT CONSULTANTS LIMITED

Approved for Dispatch/Construction:
 Signed: _____
 Date: _____
 Approved By: _____
 Date: _____

The copyright of this schedule / drawing remains with the Architect. No part of this schedule / drawing may be reproduced in any form or by any means without the prior written consent of HSK & Partners Architects Engineers & Development Consultants Ltd.

Date Drawn	Scale	Nil	Architectural	Structural	MEP	Other
20/06/01	ASB-ML-18					

(1) Do not scale drawing. Figures and dimensions are to be followed. Read all notes and specifications. The architect shall be notified immediately if any discrepancy is found therein.
 (2) This drawing shall not be used for construction purposes unless otherwise certified. The contractor shall verify all measurements of work.



SERVICING STRATEGY DIAGRAM 1 (GOODS DELIVERY ROUTE)

24/01/02 JB, JH, GD, TH, K, KNT9705/ML/P/16-01-02/AGE-ML-19

ARCHITECTS
HO & PARTNERS ARCHITECTS
 10/F, 100, Nathan Road, Kowloon, Hong Kong

Approved for Disposition/Construction
 Design No.:
 Approved By:
 Date:

© The copyright of this schedule / working drawings with the reproduction in any form or by any means without the written permission from Ho & Partners Architects Engineers & International Consultants Ltd

PROPOSED PEPS DEVELOPMENT
 IN K.L.L. 11076
 HUNG HOM BAY, RECLAMATION AREA, KLN

Job No. KNT9706
 Drawing Title: **SERVICING STRATEGY DIAGRAM 1 (GOODS DELIVERY ROUTE)**

Scale: 1:1000

Date: 29/08/01

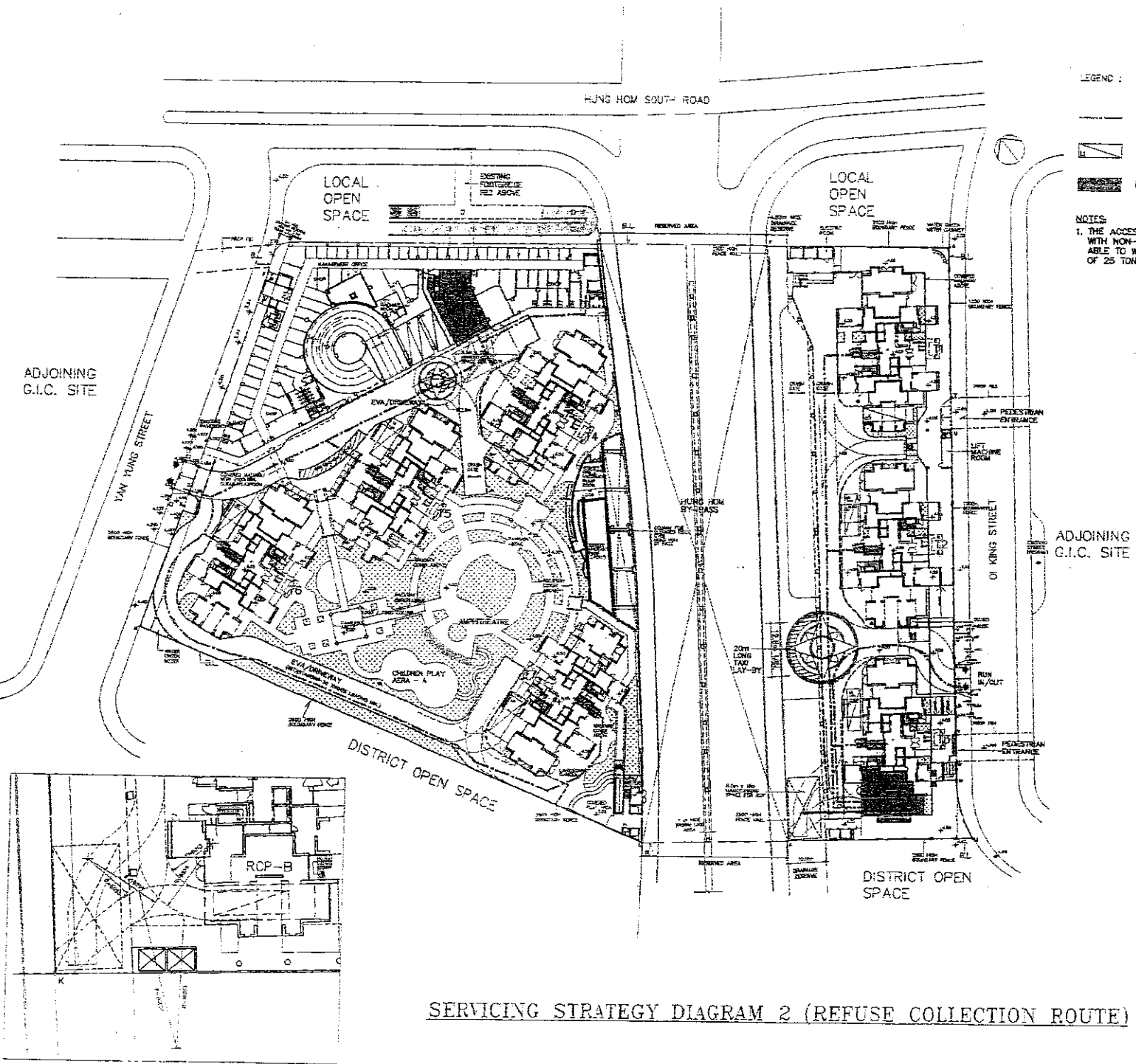
Architect: HO & PARTNERS ARCHITECTS
 Design No. KNT9706
 Drawing Title: SERVICING STRATEGY DIAGRAM 1 (GOODS DELIVERY ROUTE)
 Scale: 1:1000
 Date: 29/08/01

(1) Do not scale drawing. Plotted dimensions are to be followed. Round this drawing in conjunction with all other drawings in the project. If any discrepancy is found, the architect shall be notified immediately.

(2) This drawing shall not be used for construction purposes unless otherwise certified. The contractor shall verify all dimensions on site prior to commencement of work.

AGB-ML-19
 A1, A2, A3, A4, A5, A6, A7, A8

F.S.D. Ref.		Checked		Drawn		Approval	
7	29/08/01	MH	WC	MH	WC	MH	WC
8	15/01/01	MH	WC	MH	WC	MH	WC
9	31/12/00	MH	WC	MH	WC	MH	WC
10	20/09/00	MH	WC	MH	WC	MH	WC
11	11/11/00	MH	WC	MH	WC	MH	WC



LEGEND :

- REFUSE COLLECTION ROUTE
- LOADING & UNLOADING BAY
- REFUSE ROOM

NOTES:

1. THE ACCESS ROAD FOR RCV SHALL BE PAVED WITH NON-SLIPPERY MATERIAL AND SHALL BE ABLE TO WITHSTAND A GROSS VEHICLE WEIGHT OF 25 TONNES.

240C102 (B) 34-46 141 K. KNT19706/AR.116-01-02/AM/1-RL-20

HO & PARTNERS ARCHITECTS
 10/F, 100, QUEEN'S ROAD EAST, HONG KONG

Approved for Disposal/Construction
 Drawn By: _____
 Approved By: _____
 Date: _____

Signature: _____

© The copyright of this schedule / drawing remains with the architect. No part of this drawing may be reproduced in any form in any medium without the written permission from HO & Partners Architects Engineers & Interiors Consultants Ltd.

Job Title: **PROPOSED PSPS DEVELOPMENT IN K.I.L. 11076 HUNG HOM BAY, RECLAMATION AREA, K.I.N.**

Drawing Title: **SERVICING STRATEGY DIAGRAM 2 (REFUSE COLLECTION ROUTE)**

Scale: 1:1000

Date: 20/08/01

Rev. No.	Rev. Date	Rev. Description
01		Issue for Approval
02		Issue for Approval
03		Issue for Approval
04		Issue for Approval
05		Issue for Approval
06		Issue for Approval
07		Issue for Approval
08		Issue for Approval
09		Issue for Approval
10		Issue for Approval

Drawing No. **AGB-M1-20**

AGB-M1-20

(1) Do not scale drawings. Planned dimensions are to be followed. Read this drawing in conjunction with all other relevant drawings and specifications. If any discrepancy is found, the architect shall be consulted.

(2) This drawing shall not be used for any other purpose without the written consent of the architect. The contractor shall verify all dimensions on site prior to commencement of work.

Particulars	Drawn	Checked	Approved
21.08.01 EIGHTH ISSUE FOR LANDS DEPT.	MIN	WIC	MHI
21.08.01 SEVENTH ISSUE FOR LANDS DEPT.	MIN	WIC	MHI
16.01.01 SIXTH ISSUE FOR LANDS DEPT.	MIN	WIC	MHI
30.12.00 FIFTH ISSUE FOR LANDS DEPT.	MIN	AIC	ARK
7.9.00 FOURTH ISSUE FOR LANDS DEPT.	MIN	ANC	ARK
Initials			

SERVICING STRATEGY DIAGRAM 2 (REFUSE COLLECTION ROUTE)

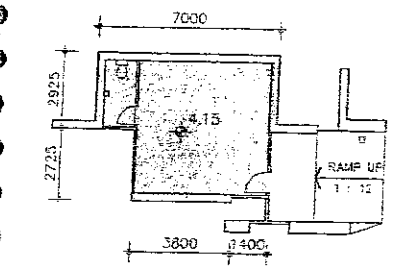
SMPT PATH OF RCV AT RCP-B
 1:500

ESTATE MANAGEMENT OFFICE
AREA : 140.406m²

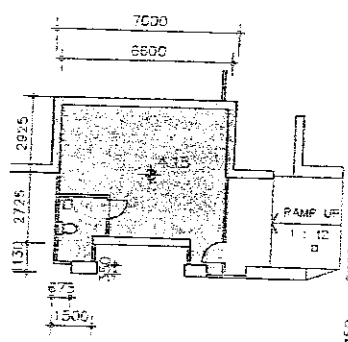
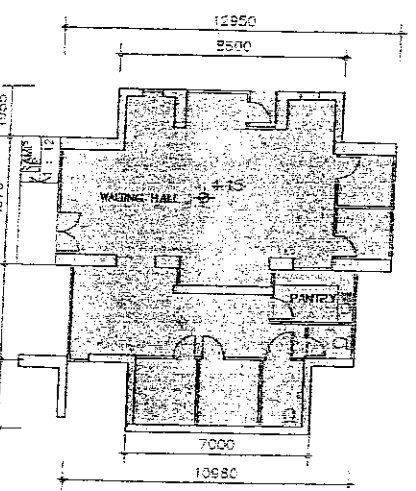
OWNERS' COMMITTEE OFFICE
AREA : 47.814m²

KINDERGARTEN AT 1/4
AREA : 711.019m² (A)
NOTE : KINDERGARTEN WILL COMPLY
EDUCATION ORDINANCE & REGULATIONS

ESTATE MANAGEMENT OFFICE, OWNERS' COMMITTEE OFFICE,
COMBINED OFFICE FOR CLEANSING & MAINTENANCE CONTRACTORS AND KINDERGARTEN

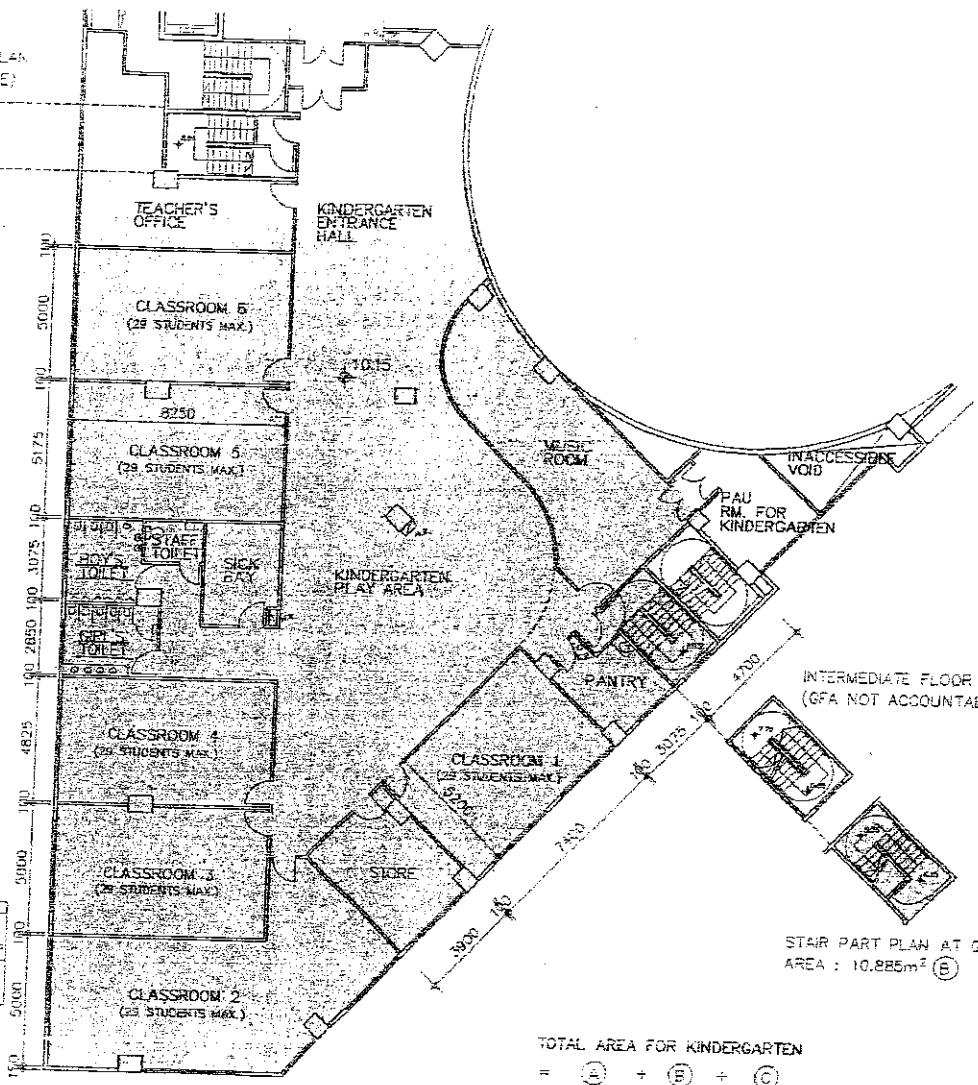


COMBINED OFFICE FOR CLEANSING &
MAINTENANCE CONTRACTORS
AREA : 34.385m²



STAIR PART PLAN AT G/F
AREA : 10.625m² (C)

INTERMEDIATE FLOOR PLAN
(GFA NOT ACCOUNTABLE)



TOTAL AREA FOR KINDERGARTEN
= (A) + (B) + (C)
= 711.019 + 10.885 + 12.625
= 734.529m²

STAIR PART PLAN AT 2/F
AREA : 10.885m² (E)

INTERMEDIATE FLOOR PLAN
(GFA NOT ACCOUNTABLE)

24MAY02 14:09:14 MSK & SHIF9/06/SK/PA/IG 01-CEVAGB-F1-7

Job No. KNT9708
DRAWING TITLE: PROPOSED PSPS DEVELOPMENT IN K/L1/1078 HUNG HON BAY, RECLAMATION AREA, KLN
ESTATE MANAGEMENT OFFICE, OWNERS' COMMITTEE OFFICE, COMBINED OFFICE FOR CLEANSING & MAINTENANCE CONTRACTORS AND KINDERGARTEN

R.D. Ref.	F.S.D. Ref.	Scale	Date	Drawn	Checked	Approved
A8	7100.00	EIGHTH ISSUE FOR LANDS DEPT.	29/06/01	MSK	MSK	MSK
A7	7208.01	SEVENTH ISSUE FOR LANDS DEPT.	1:200	MSK	MSK	MSK
A6	1501.01	SIXTH ISSUE FOR LANDS DEPT.	1:200	MSK	MSK	MSK
A5	3012.00	FIFTH ISSUE FOR LANDS DEPT.	1:200	MSK	MSK	MSK
A4	7900	FOURTH ISSUE FOR LANDS DEPT.	1:200	MSK	MSK	MSK
A3						
A2						
A1						
A0						

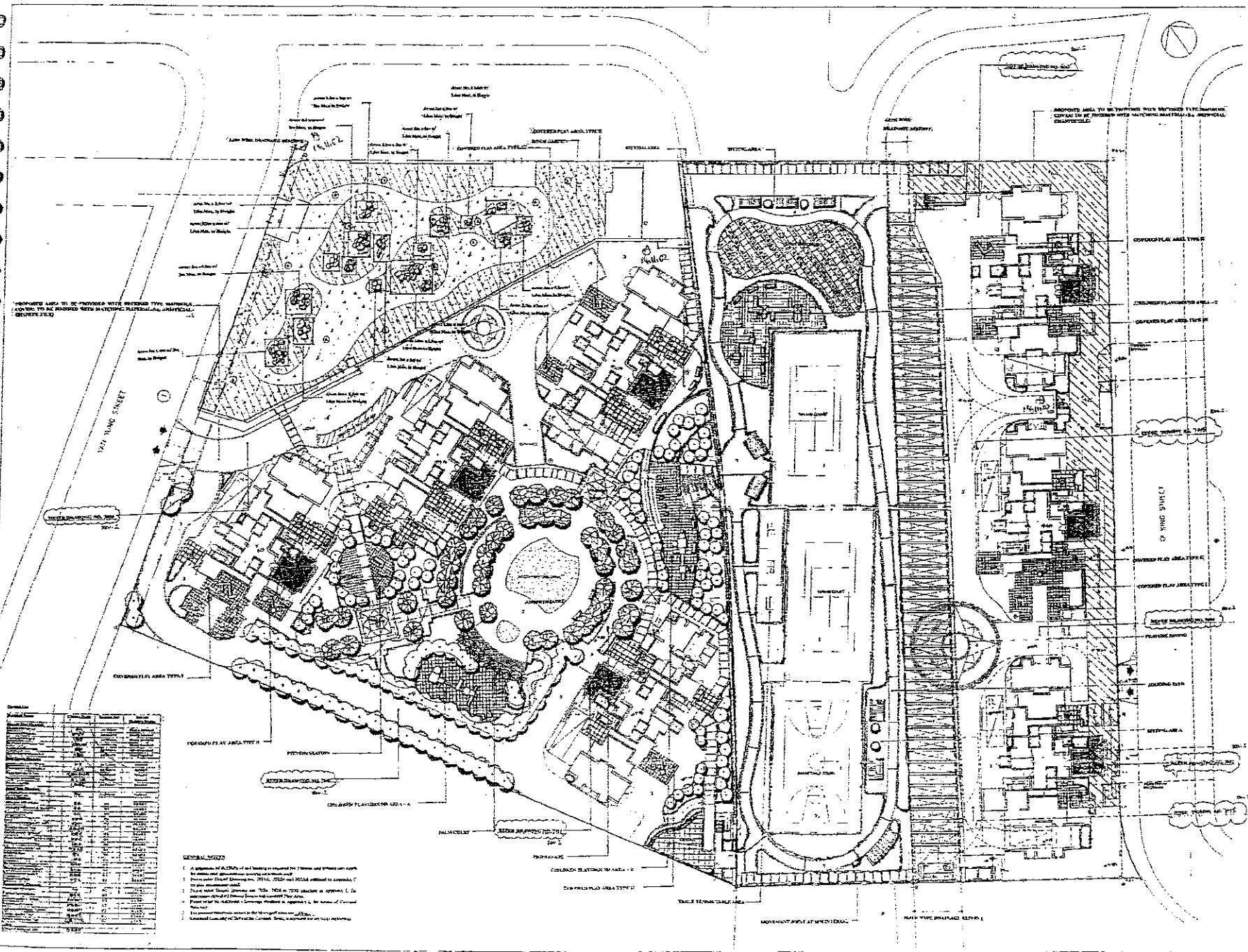
Approved for Dispatch/Construction
Signature: _____
Eng. No./No. _____
Date: _____

(C) The copyright of this schedule / drawing remains with the Architect. No part of this drawing may be reproduced in any form or by any means without the written permission from Ho & Partners Architects Engineers & Development Consultants Ltd.

AGB-M1-21

LANDSCAPE PLAN

NOTE: PLANTING PROPOSAL IS FOR INDICATION ONLY.
 OPTAIN PROPOSAL SHOULD REFER TO SEPARATED LANDSCAPE PLAN SUBMISSION



- GENERAL NOTES**
- A minimum of 40% of the total area is required for 100mm and 150mm water capacity soil and other green infrastructure.
 - Planting should be done in accordance with the 2012 and 2013 Land Use Planning Guidelines.
 - Planting should be done in accordance with the 2012 and 2013 Land Use Planning Guidelines.
 - Planting should be done in accordance with the 2012 and 2013 Land Use Planning Guidelines.
 - Planting should be done in accordance with the 2012 and 2013 Land Use Planning Guidelines.

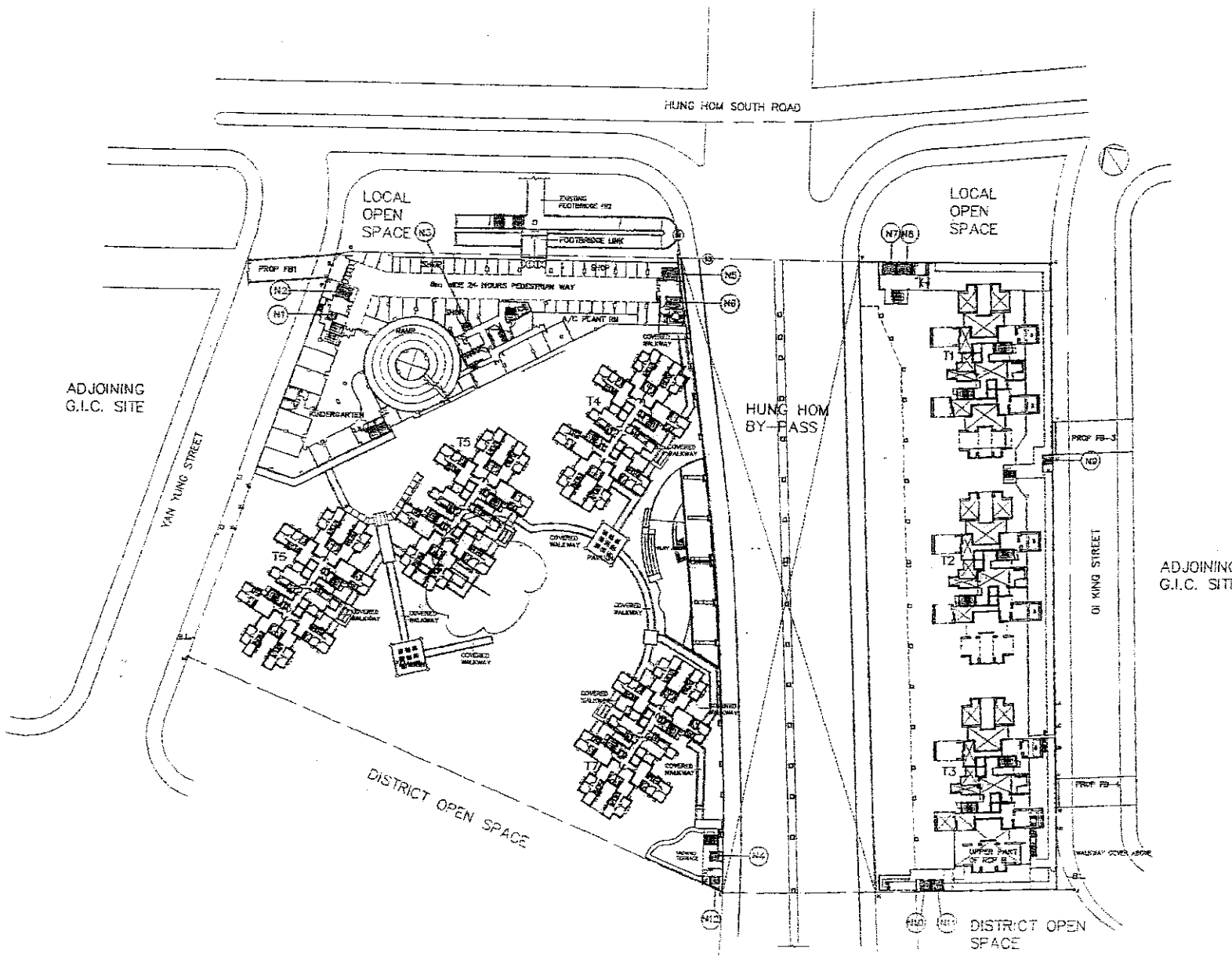
PARKWAY 146 TO 22 ASK TO KR19706/ML/16-11-02NAGB-01

B.U. Ref.	F.S.D. Ref.	Job Title	Job No.	Scale	Date Issued
A8	146 TO 22 ASK TO KR19706/ML/16-11-02NAGB-01	PROPOSED PSPS DEVELOPMENT IN K.L.L. 11076 LUNG HON BAY, RECLAMATION AREA, KLN	KN19708	NIL	29/06/01
A7	146 TO 22 ASK TO KR19706/ML/16-11-02NAGB-01	LANDSCAPE PLAN (FOR INFORMATION)	KN19708	NIL	29/06/01
A6	146 TO 22 ASK TO KR19706/ML/16-11-02NAGB-01	LANDSCAPE PLAN (FOR INFORMATION)	KN19708	NIL	29/06/01
A5	146 TO 22 ASK TO KR19706/ML/16-11-02NAGB-01	LANDSCAPE PLAN (FOR INFORMATION)	KN19708	NIL	29/06/01
A4	146 TO 22 ASK TO KR19706/ML/16-11-02NAGB-01	LANDSCAPE PLAN (FOR INFORMATION)	KN19708	NIL	29/06/01
A3	146 TO 22 ASK TO KR19706/ML/16-11-02NAGB-01	LANDSCAPE PLAN (FOR INFORMATION)	KN19708	NIL	29/06/01
A2	146 TO 22 ASK TO KR19706/ML/16-11-02NAGB-01	LANDSCAPE PLAN (FOR INFORMATION)	KN19708	NIL	29/06/01
A1	146 TO 22 ASK TO KR19706/ML/16-11-02NAGB-01	LANDSCAPE PLAN (FOR INFORMATION)	KN19708	NIL	29/06/01

Approved for Dispatch/Construction
 Date: 29/06/01
 By: [Signature]

Approved by: [Signature]

The copyright of this document / drawing remains with the architect / drafter and shall not be reproduced in any form or by any means without the prior written permission from Ho & Partners Architects & Development Consultants Ltd.



LIFT CAPACITY CALCULATIONS

NOTES: ALL DIMENSION OF THE LIFT LOBBY WAITING AREA SHALL REFER TO DRAWING NOS. AGB-ML-04

24/MAY/02 14:17:03 MSK K: KNT9706AM PA16-01-02VAGB-16 1:

PROPOSED PSPS DEVELOPMENT IN K.I.L. 11076 HUNG HOM BAY, RECLAMATION AREA/KLN

Drawing title LIFT CAPACITY CALCULATIONS

Scale: 1:1000

DATE: 29/08/01

DESIGNED BY: MSK

CHECKED BY: MSK

APPROVED BY: MSK

DATE: 29/08/01

Job No. KNT9706

Scale: 1:1000

DATE: 29/08/01

DESIGNED BY: MSK

CHECKED BY: MSK

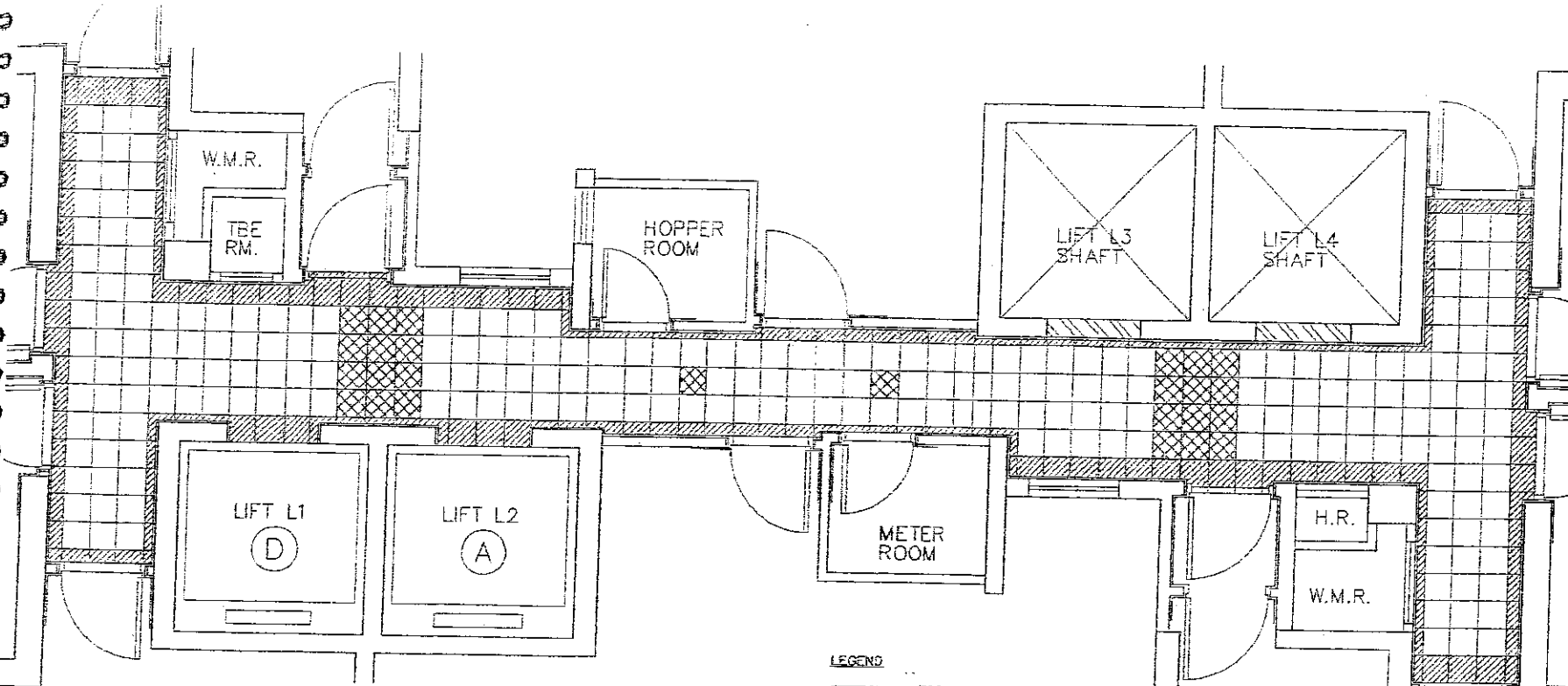
APPROVED BY: MSK

DATE: 29/08/01

Rev. No.	Rev. Date	Rev. Description	Rev. By	Rev. For
1	29/08/01	Issue for Construction	MSK	MSK
2	29/08/01	Issue for Construction	MSK	MSK
3	29/08/01	Issue for Construction	MSK	MSK
4	29/08/01	Issue for Construction	MSK	MSK
5	29/08/01	Issue for Construction	MSK	MSK
6	29/08/01	Issue for Construction	MSK	MSK
7	29/08/01	Issue for Construction	MSK	MSK
8	29/08/01	Issue for Construction	MSK	MSK
9	29/08/01	Issue for Construction	MSK	MSK
10	29/08/01	Issue for Construction	MSK	MSK
11	29/08/01	Issue for Construction	MSK	MSK
12	29/08/01	Issue for Construction	MSK	MSK
13	29/08/01	Issue for Construction	MSK	MSK
14	29/08/01	Issue for Construction	MSK	MSK
15	29/08/01	Issue for Construction	MSK	MSK
16	29/08/01	Issue for Construction	MSK	MSK
17	29/08/01	Issue for Construction	MSK	MSK
18	29/08/01	Issue for Construction	MSK	MSK
19	29/08/01	Issue for Construction	MSK	MSK
20	29/08/01	Issue for Construction	MSK	MSK
21	29/08/01	Issue for Construction	MSK	MSK
22	29/08/01	Issue for Construction	MSK	MSK
23	29/08/01	Issue for Construction	MSK	MSK
24	29/08/01	Issue for Construction	MSK	MSK
25	29/08/01	Issue for Construction	MSK	MSK
26	29/08/01	Issue for Construction	MSK	MSK
27	29/08/01	Issue for Construction	MSK	MSK
28	29/08/01	Issue for Construction	MSK	MSK
29	29/08/01	Issue for Construction	MSK	MSK
30	29/08/01	Issue for Construction	MSK	MSK
31	29/08/01	Issue for Construction	MSK	MSK
32	29/08/01	Issue for Construction	MSK	MSK
33	29/08/01	Issue for Construction	MSK	MSK
34	29/08/01	Issue for Construction	MSK	MSK
35	29/08/01	Issue for Construction	MSK	MSK
36	29/08/01	Issue for Construction	MSK	MSK
37	29/08/01	Issue for Construction	MSK	MSK
38	29/08/01	Issue for Construction	MSK	MSK
39	29/08/01	Issue for Construction	MSK	MSK
40	29/08/01	Issue for Construction	MSK	MSK
41	29/08/01	Issue for Construction	MSK	MSK
42	29/08/01	Issue for Construction	MSK	MSK
43	29/08/01	Issue for Construction	MSK	MSK
44	29/08/01	Issue for Construction	MSK	MSK
45	29/08/01	Issue for Construction	MSK	MSK
46	29/08/01	Issue for Construction	MSK	MSK
47	29/08/01	Issue for Construction	MSK	MSK
48	29/08/01	Issue for Construction	MSK	MSK
49	29/08/01	Issue for Construction	MSK	MSK
50	29/08/01	Issue for Construction	MSK	MSK

Approved for: **MSK**
 Approved By: **MSK**
 Date: 29/08/01

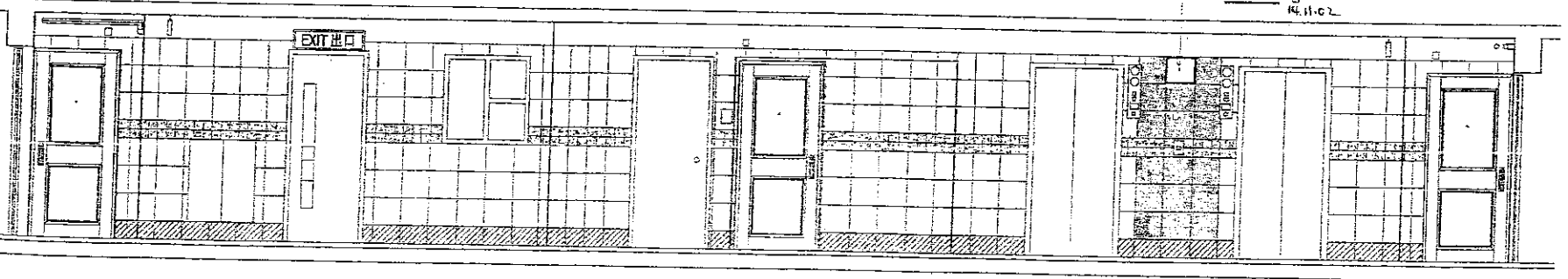
The copyright of this schedule / drawing remains with the architect / consultant / drafter / designer / the writer, permission from the architect / drafter / designer / consultant / drafter / designer is required for reproduction in any form or by any means, electronic or mechanical, including photocopying, recording, or by any information storage and retrieval system.



LIFT LOBBY TYPICAL FLOOR PLAN

LEGEND

	300 x 300 HOMOGENEROUS FLOOR TILE A
	300 x 300 HOMOGENEROUS FLOOR TILE B
	300 x 300 HOMOGENEROUS FLOOR TILE C



ELEVATION

LEGEND

	100 x 100 CERAMIC TILE A
	300 x 300 CERAMIC TILE B
	300 x 300 CERAMIC TILE C
	300 x 300 HOMOGENEROUS FLOOR TILE C

24 OCT 02 10:38:03 AM KAI9/06 V1 P.16-01 -02A/AGB-ML-46

Job title: PROPOSED PSPS DEVELOPMENT IN K.I.L. 11076 HUNG HOM BAY, RECLAMATION AREA, KIN HONG TOWER TYPICAL FLOOR

Job No.: KNTB708

Drawing Title: TENTATIVE DOMESTIC TOWER TYPICAL FLOOR LOBBY TILING PATTERN

Scale: 1:50

Date Drawn: 15/01/01

Drawn by: [Signature]

Checked by: [Signature]

Approved by: [Signature]

21.00.05	ISSUE FOR LANDS DEPT.	MH	L	VC	WH	Approved
19.06.01	SIXTH ISSUE FOR LANDS DEPT.	MN	VC	WH	Checked	Drawn
18.10.00	FIFTH ISSUE FOR LANDS DEPT.	MN	ANG	RK		
7.9.90	FOURTH ISSUE FOR LANDS DEPT.	MJK	JP	RK		
19.07.90	THIRD ISSUE FOR LANDS DEPT.	TOC	ANC	RK		
19.07.90	THIRD ISSUE FOR LANDS DEPT.	TOC	ANC	RK		

F.S.D. Ref.

444110 & PARTNERS ARCHITECTS

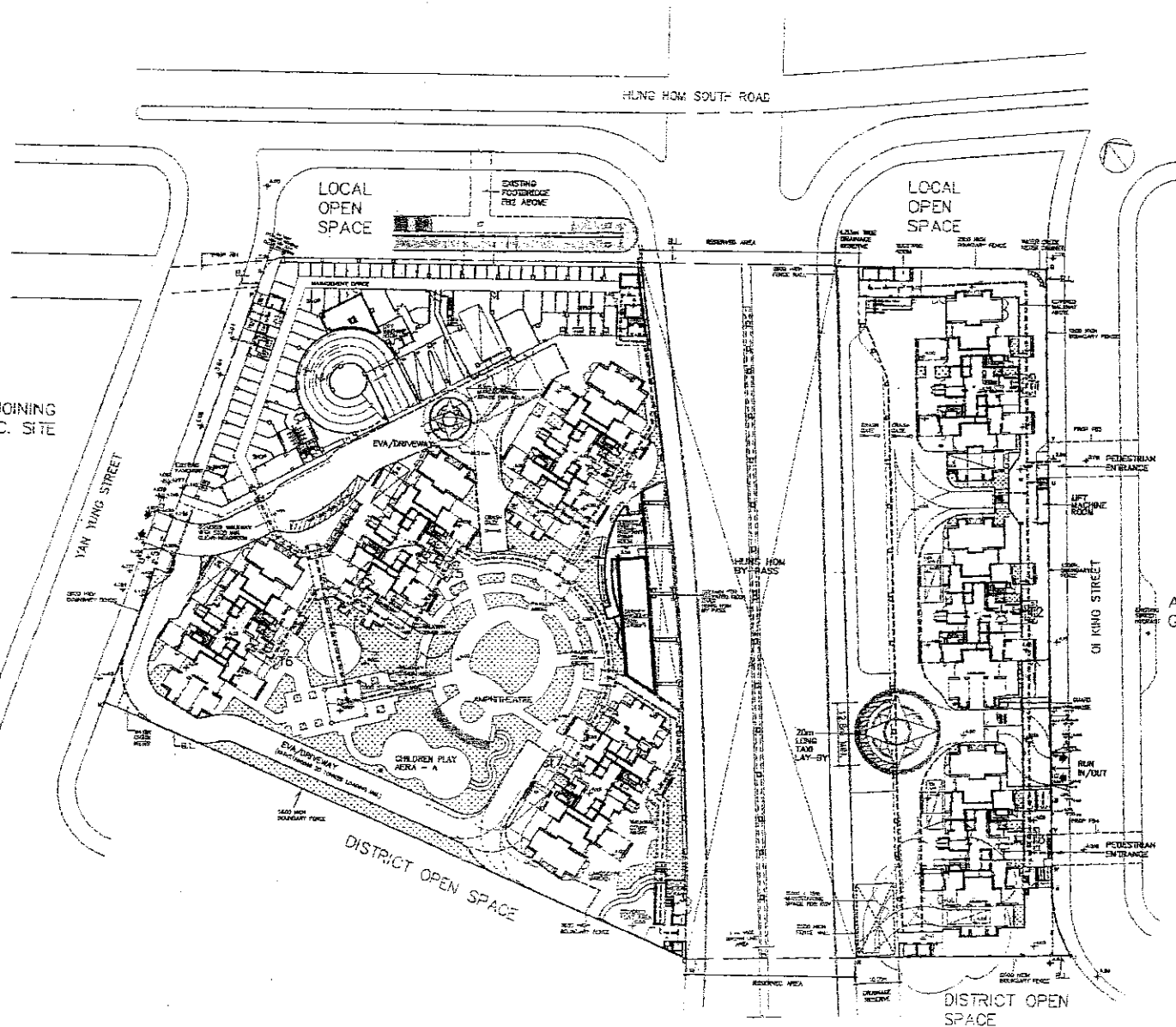
Approved for Dispatch/Construction

Approved by: [Signature]

Signature: [Signature]

(2) The copyright of this schedule / drawing may be reproduced in any form without the written permission from Hi & Partners Architects Engineers & Development Consultants Ltd.

ADJOINING
G.I.C. SITE



ADJOINING
G.I.C. SITE

PEDESTRIAN TRAFFIC DIAGRAM (G/F)

- 24-HOURS PEDESTRIAN WAY TRAFFIC ROUTE
- MAJOR PEDESTRIAN TRAFFIC ROUTE WITH COVER ON GROUND LEVEL

24 MAY 02 14:19:23 MSK IS: KNT0706-VILP16-01-CP-ACB-KC 47

Job Title: PROPOSED JPSP'S DEVELOPMENT IN K.L.L. 11076 HUNG HOM BAY RECLAMATION AREA, KLN
 Drawing Title: PEDESTRIAN TRAFFIC DIAGRAM (G/F)

Ref	E.S.D. Ref.	Checked	Approved
21.05.02	FIRST ISSUE FOR LANDS DEPT.	MSK	WCH
26.06.01	SEVENTH ISSUE FOR LANDS DEPT.	WN	WCH
18.08.01	SIXTH ISSUE FOR LANDS DEPT.	WN	WCH
30.12.03	FIFTH ISSUE FOR LANDS DEPT.	WN	ANC
7.01.04	FOURTH ISSUE FOR LANDS DEPT.	WN	ANC
		WCH	WCH

Scale: 1:1000

Date Drawn: 28/08/01

Job No. KNT0706

Revised: A1, A2, A3, A4, A5, A6, A7, A8

AGD-MIL-47

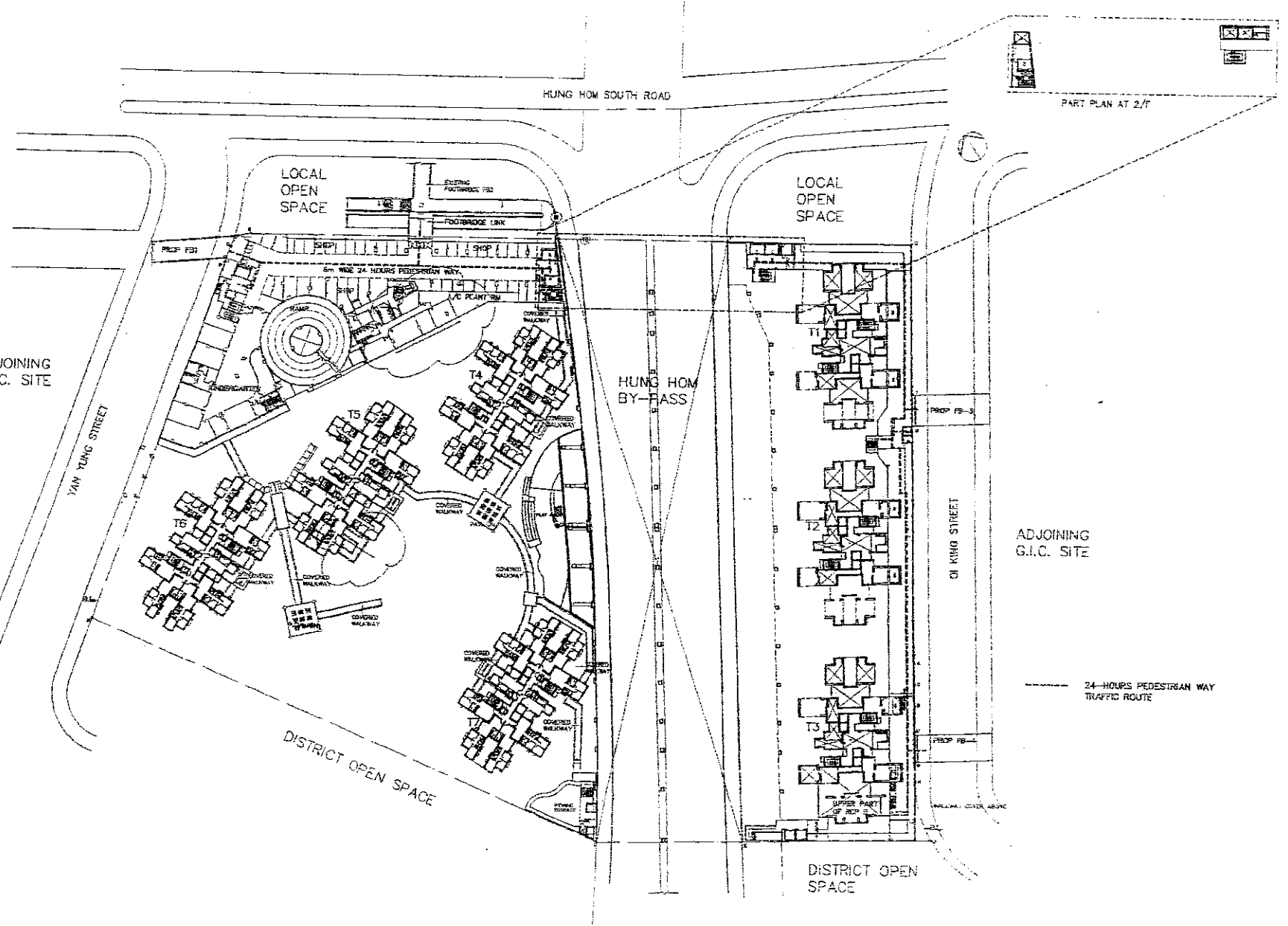
AGD-MIL-47

HONG & PARTNERS ARCHITECTS
 Structural & Mechanical Engineering Division

Approved for Dispatch/Construction
 Date: _____
 Approved By: _____

Signature: _____

The copyright of this schedule of drawings remains with the copyright owner. No part of this schedule of drawings may be reproduced in any form or by any means without the written permission from Ho & Partners and Ho & Partners (Engineering & Development Consultants) Ltd.



PEDESTRIAN TRAFFIC DIAGRAM (1/F)

PART PLAN AT 2/F

R.I. Ref.:		F.S.D. Ref.					
	AG 21.06.03	FIFTH ISSUE FOR LANDS DEPT.	MSK	WC	ANN	OK	Approved
A7 25.06.03	SEVENTH ISSUE FOR LANDS DEPT.	MN	WC	NI	OK	Approved	
A6 15.07.03	SIXTH ISSUE FOR LANDS DEPT.	MN	WC	NI	OK	Approved	
A1 11.11.03	FIRST ISSUE FOR LANDS DEPT.	MSK	ANG	OK	OK	Approved	
Drawn By:		Checked By:		Drawn:		Checked:	

Job Title: PROPOSED PSRS DEVELOPMENT IN K.L.L. 11076 HUNG HOM BY-PASS RECLAMATION AREA (K1)	Job No.:	KNT9706
Drawing Title: PEDESTRIAN TRAFFIC DIAGRAM (1/F)	Scale:	1:1000
	Date Drawn:	29/08/01
<div style="font-size: x-small; font-family: monospace;"> ARCHITECT: STRUCTURAL DESIGNED BY: SHUEN B.L. FROM B. DRAWN BY: SHUEN B.L. FROM B. CHECKED BY: SHUEN B.L. FROM B. DATE: 29/08/01 PROJECT NO.: KNT9706/01 DRAWING NO.: A6/A7/A8 </div>		

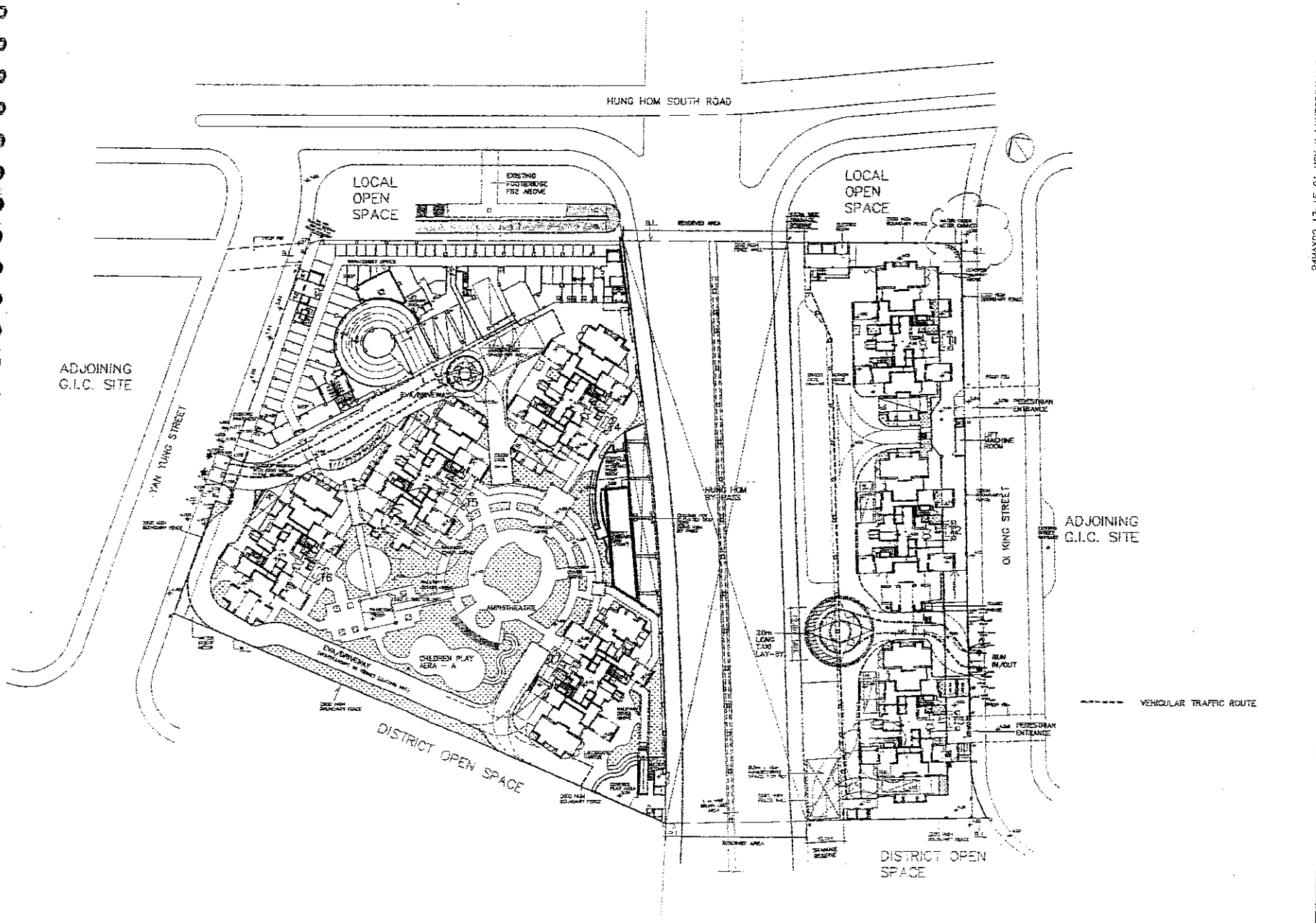
(1) Do not scale directly. Plotted dimensions are to be followed. All site drawing is in consultation with all relevant departments and authorities. This drawing is for information only. If any discrepancy is found, the contractor shall refer to the original drawing.	
(2) This drawing shall not be used for construction purposes until the contractor has obtained a certificate of commencement of work from the relevant authorities. The contractor shall verify all dimensions on site prior to commencement of work.	

Approved for Dispatch/Construction
 Signature: _____ Date: _____
 Approved By: _____
 Date: _____

YO & PARTNERS ARCHITECTS
 ARCHITECTS & RECREATION CONSULTANTS LIMITED

© The copyright of this schedule / working drawings, etc., is reserved. No part of this schedule / drawings may be reproduced in any form or by any means, without the written permission of the copyright holder, the Engineers & Development Consultants Ltd.

ENR042 14/20/13 MSK & YNF9706/01/PS-PI-02ENR-04 7



VEHICULAR TRAFFIC DIAGRAM

24MAY02 17:15:01 HSK 46 KNT0706.MLF 16 01 DE VAGS-HL 4

Job Title: PROPOSED PSPS DEVELOPMENT
 Job No: KNT19706
 Location: HUNG HOM BAY RECLAMATION AREA, KLN

Bidding Title: VEHICULAR TRAFFIC DIAGRAM

Scale: 1:1000	Date Drawn: 29/08/01
ARCHITECTURAL	STRUCTURAL
MECHANICAL	ELECTRICAL
PLUMBING	PAINTING
LANDSCAPE	INTERIOR DESIGN
ENVIRONMENTAL	TRAFFIC
WATER SUPPLY	SEWERAGE
WASTE DISPOSAL	TELEPHONE
TELEVISION	RADIO
TELEGRAPH	TELETYPE
TELEFAX	INTERNET
TELEPHONE	TELETYPE
TELEFAX	INTERNET
TELEPHONE	TELETYPE
TELEFAX	INTERNET
TELEPHONE	TELETYPE
TELEFAX	INTERNET

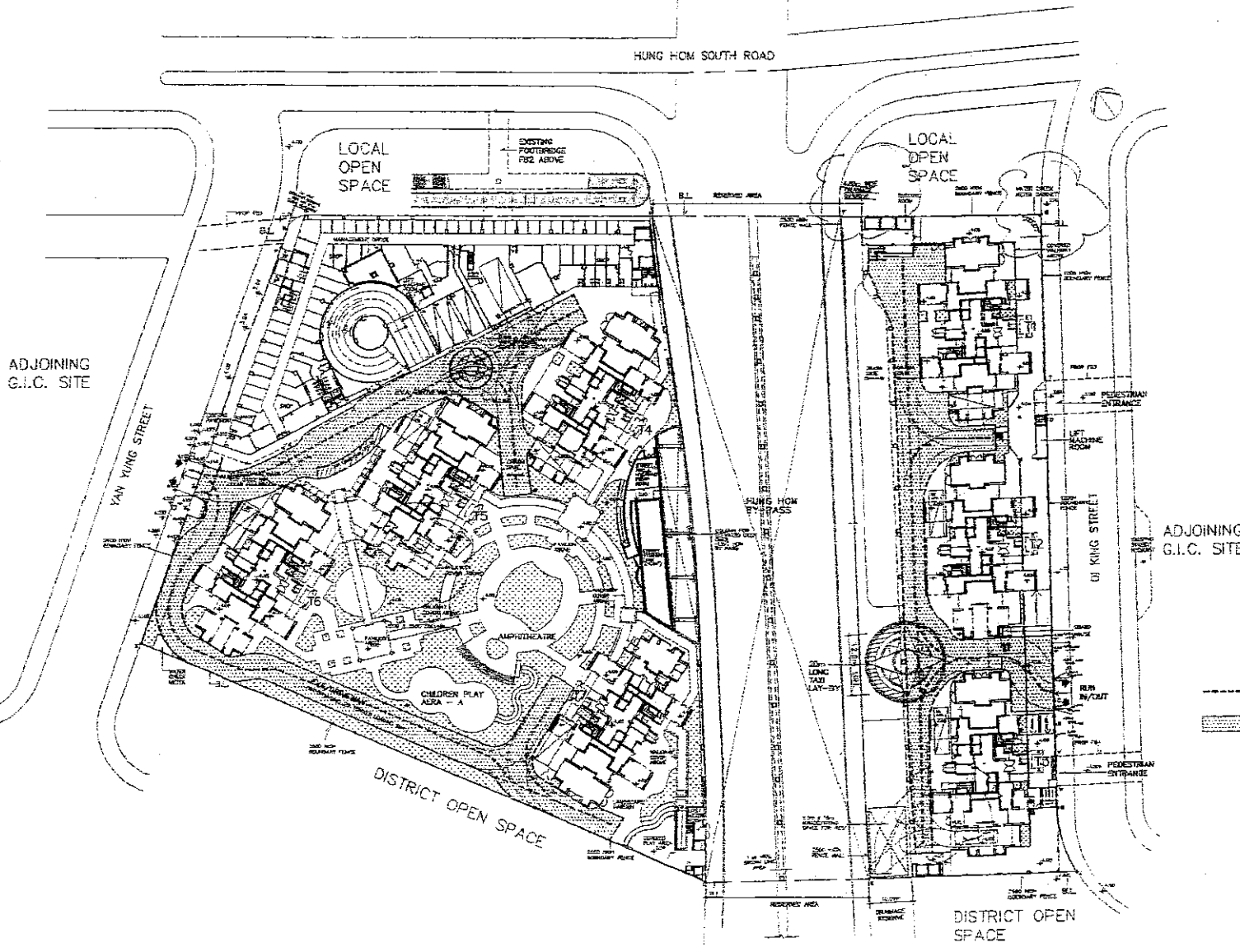
AGB-ML-48
 A1 A7
 A6 A8

Ref.	F.S.D. Ref.	Drawn	Checked	Approved
21.05.02	EIGHTH ISSUE FOR LANDS DEPT.	MSK	WC	NH
29/08/01	SEVENTH ISSUE FOR LANDS DEPT.	MSK	WC	NH
16.01.01	SIXTH ISSUE FOR LANDS DEPT.	MSK	WC	NH
11.11.00	FIFTH ISSUE FOR LANDS DEPT.	MSK	WC	NH

HO & PARTNERS ARCHITECTS
 CONSULTANTS & INTERIOR CONSULTANTS LIMITED

Approved for Dispatch/Construction
 Eng. Rev. No. _____
 Approved By: _____
 Signat: _____


This copyright of this schedule / drawing remains with HO & PARTNERS ARCHITECTS CONSULTANTS & INTERIOR CONSULTANTS LIMITED. No part of this drawing may be reproduced in any form without the written permission from HO & PARTNERS ARCHITECTS CONSULTANTS & INTERIOR CONSULTANTS LIMITED.



EMERGENCY ACCESS DIAGRAM

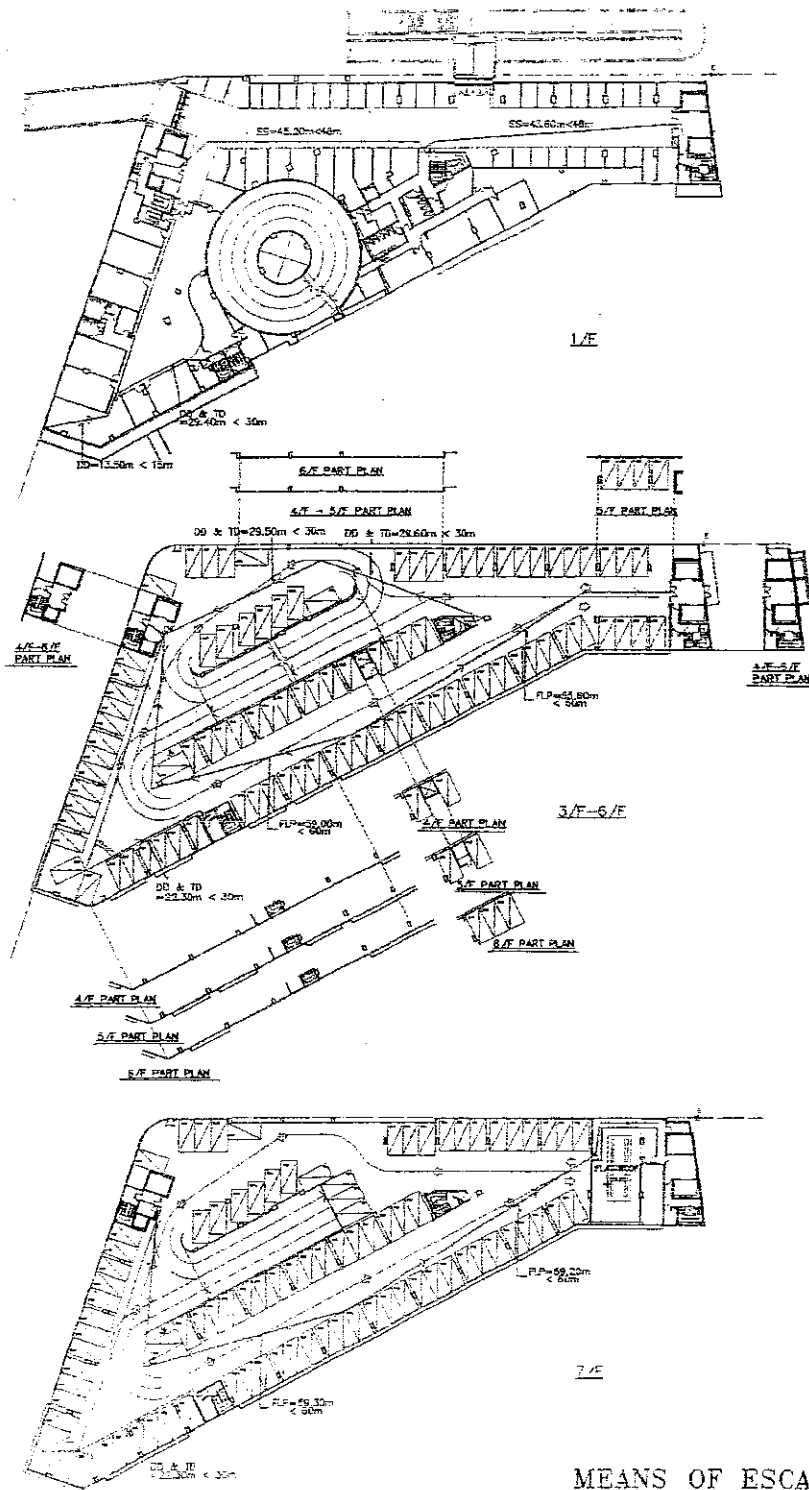
24 MAY 2012 14:24:29 HSE is KNT19706\PL16-01-02\AGB-91-01

P.P. Ref. AR 21/03/02 FIGHT IISSUE FOR LANDS DEPT. A7 20/06/05 SEVENTH ISSUE FOR LANDS DEPT. A6 18/01/04 SIXTH ISSUE FOR LANDS DEPT. A1 11/01/04 FIRST ISSUE FOR LANDS DEPT.	F.S.D. Ref. MSK NO. 04 MN MN MSK P-11111	PROPOSED PSP'S DEVELOPMENT IN K.L.L. 11076 HUNG HOM BAY, RECLAMATION AREA, KUN		Job No. KNT19706 Reclamation Area, KUN	Date Drawn 29/01/01 Scale 1:1000	Drawing No. AGB-11-19	Approved for Dispatch/Construction Eng. Rev. No. Approved By: Date:
		(1) Do not make grading. Figured elevations are to be followed. Read this drawing in conjunction with all other drawings and specifications. If any discrepancy is found thereat, the contractor shall notify all dimensions on site prior to commencement of work.	(2) This drawing shall not be used for construction purposes unless otherwise certified. The contractor shall notify all dimensions on site prior to commencement of work.	APPROVED FOR DISPATCH/CONSTRUCTION Date: 29/01/01 By: [Signature] Title: [Title]	Approved for Dispatch/Construction Eng. Rev. No. Approved By: Date:		

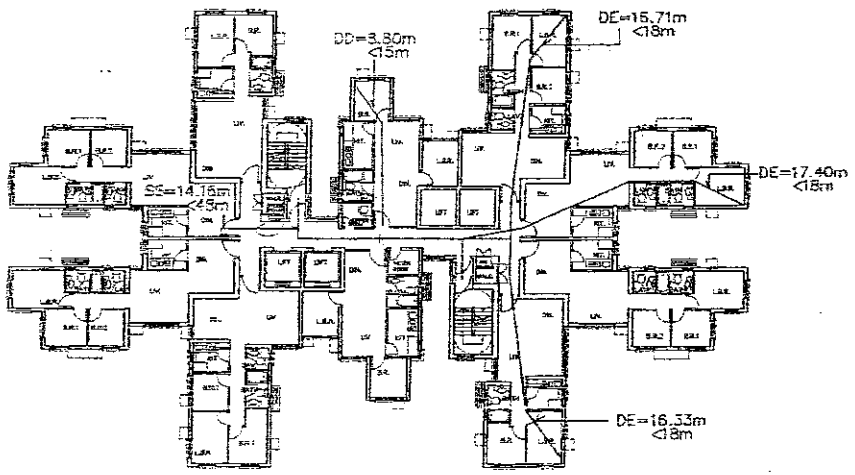
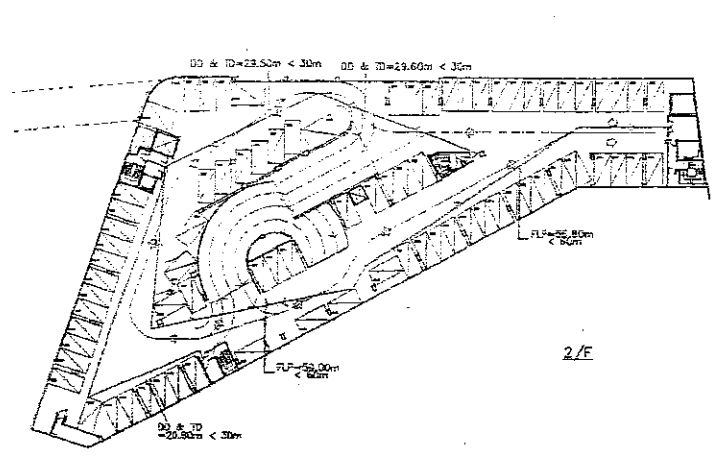


M.T.O & PARTNERS ARCHITECTS
ENGINEERS & INTERIORS CONSULTANTS LIMITED

Approved for Dispatch/Construction
 Eng. Rev. No. Approved By: Date:
 Eng. Rev. No. Approved By: Date:
 The copyright of this drawing / working remains with the Architect. No part of this drawing / working shall be reproduced in any form or by any means without the prior written consent of the Architect.
 Engineer & Development Consultants Ltd.



MEANS OF ESCAPE DIAGRAM

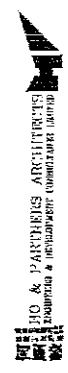


LEGEND

- DD = DIRECT DISTANCE
- DE = DEAD END
- SS = STAIRCASES SEPARATION
- FLP = FIREMAN'S LIFT PASSAGE
- DD & TD = SUM OF DIRECT DISTANCE AND TRAVEL DISTANCE

2404Y02 14-P5-27 RSK R/PH19706/ML/15 01 DP/ATE-11

Job No. KNT9/08
 PROPOSED PIPES DEVELOPMENT IN KILL 11076 RUNG TOM BAY, RECLAMATION AREA, KLN
 Drawing title: MEANS OF ESCAPE DIAGRAM



Approved for Dispatch/Construction
 By: [Signature]
 Date: [Date]

Signature: [Signature]
 Date: [Date]

© The copyright of this schedule / document remains with the Architect. No part of this schedule / document may be reproduced in any form or by any means, without the written permission from Ho & Partners Architects & Interiors, a subsidiary of Ho & Partners (Malaysia) Sdn. Bhd.

Rev.	Part	Rev. Date	Issued	Checked	Approved
01	01	11/11/08			
02	02	11/11/08			
03	03	11/11/08			
04	04	11/11/08			
05	05	11/11/08			
06	06	11/11/08			
07	07	11/11/08			
08	08	11/11/08			
09	09	11/11/08			
10	10	11/11/08			
11	11	11/11/08			
12	12	11/11/08			
13	13	11/11/08			
14	14	11/11/08			
15	15	11/11/08			
16	16	11/11/08			
17	17	11/11/08			
18	18	11/11/08			
19	19	11/11/08			
20	20	11/11/08			
21	21	11/11/08			
22	22	11/11/08			
23	23	11/11/08			
24	24	11/11/08			
25	25	11/11/08			
26	26	11/11/08			
27	27	11/11/08			
28	28	11/11/08			
29	29	11/11/08			
30	30	11/11/08			
31	31	11/11/08			
32	32	11/11/08			
33	33	11/11/08			
34	34	11/11/08			
35	35	11/11/08			
36	36	11/11/08			
37	37	11/11/08			
38	38	11/11/08			
39	39	11/11/08			
40	40	11/11/08			
41	41	11/11/08			
42	42	11/11/08			
43	43	11/11/08			
44	44	11/11/08			
45	45	11/11/08			
46	46	11/11/08			
47	47	11/11/08			
48	48	11/11/08			
49	49	11/11/08			
50	50	11/11/08			
51	51	11/11/08			
52	52	11/11/08			
53	53	11/11/08			
54	54	11/11/08			
55	55	11/11/08			
56	56	11/11/08			
57	57	11/11/08			
58	58	11/11/08			
59	59	11/11/08			
60	60	11/11/08			
61	61	11/11/08			
62	62	11/11/08			
63	63	11/11/08			
64	64	11/11/08			
65	65	11/11/08			
66	66	11/11/08			
67	67	11/11/08			
68	68	11/11/08			
69	69	11/11/08			
70	70	11/11/08			
71	71	11/11/08			
72	72	11/11/08			
73	73	11/11/08			
74	74	11/11/08			
75	75	11/11/08			
76	76	11/11/08			
77	77	11/11/08			
78	78	11/11/08			
79	79	11/11/08			
80	80	11/11/08			
81	81	11/11/08			
82	82	11/11/08			
83	83	11/11/08			
84	84	11/11/08			
85	85	11/11/08			
86	86	11/11/08			
87	87	11/11/08			
88	88	11/11/08			
89	89	11/11/08			
90	90	11/11/08			
91	91	11/11/08			
92	92	11/11/08			
93	93	11/11/08			
94	94	11/11/08			
95	95	11/11/08			
96	96	11/11/08			
97	97	11/11/08			
98	98	11/11/08			
99	99	11/11/08			
100	100	11/11/08			

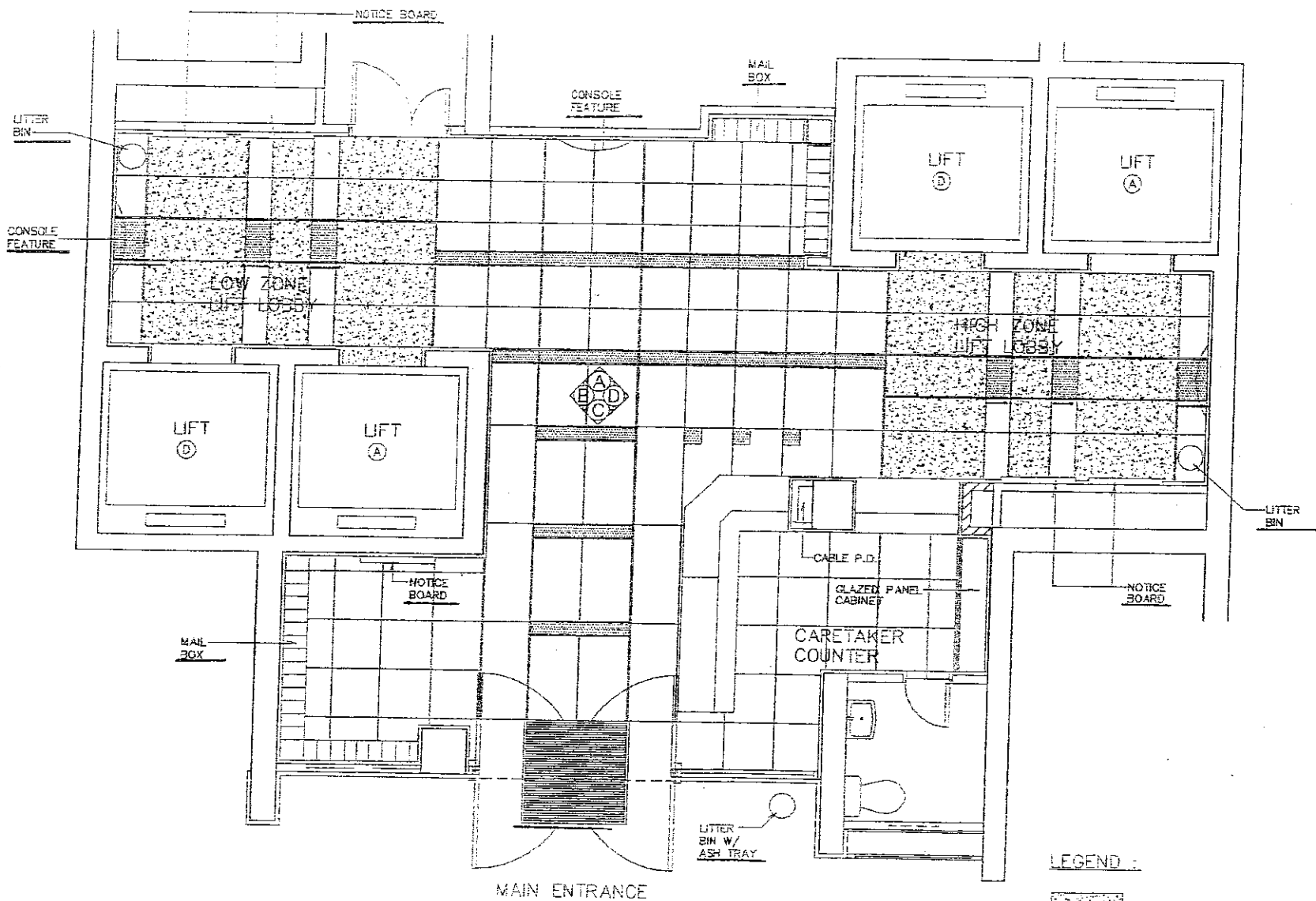
Scale: NIL

(1) The scale drawings, floor plans and elevations are to be followed, read and interpreted in conjunction with all other relevant drawings and specifications, and shall be taken as correct, unless otherwise stated. If any discrepancy is found therein, the contractor shall be responsible for clarification.

(2) This drawing shall not be used for any other purpose without the written permission of the architect. The contractor shall notify the architect immediately in writing of any differences or omissions on site prior to commencement of work.

Scale: NIL

ACB-14L-50



LEGEND

	POLISHED GRANITE A
	POLISHED GRANITE B
	POLISHED GRANITE C

TENTATIVE DOMESTIC TOWER MAIN ENTRANCE LOBBY FLOOR PATTERN

2400102 19.44:00 PM K:\KNT9\06AM\16-01 02\ACD HL-52-54AB

Job Title: PROPOSED PSPS DEVELOPMENT IN K.L.L. 11076 HUNG HOM BAY RECLAMATION AREA, KLN
 Drawing Title: TENTATIVE DOMESTIC TOWER MAIN ENTRANCE LOBBY FLOOR PATTERN

No.	Rev.	F.S.D. Ref.	Drawn	Checked	Approved
21	01		MSK	WJ	NH
19	01		NN	WC	NH
			Wg/Designer		

ARCHITECTURAL	STRUCTURAL	MECHANICAL	ELECTRICAL	PLUMBING	PAINTING	FINISH	DATE	BY	CHKD BY
Nil							15/01/2001		

(1) Do not scale drawing. Figures and dimensions are approximate and other relevant drawings and specifications should be referred to for clarification. If any discrepancy is found, the architect shall be notified immediately. (2) This drawing shall not be used for construction purposes unless otherwise indicated. All dimensions are given unless otherwise stated. All dimensions are given unless otherwise stated.

AGB-MI-52

Approved for Disposal/Construction
 Date: 15/01/2001
 Signature: [Signature]
 Date: [Date]

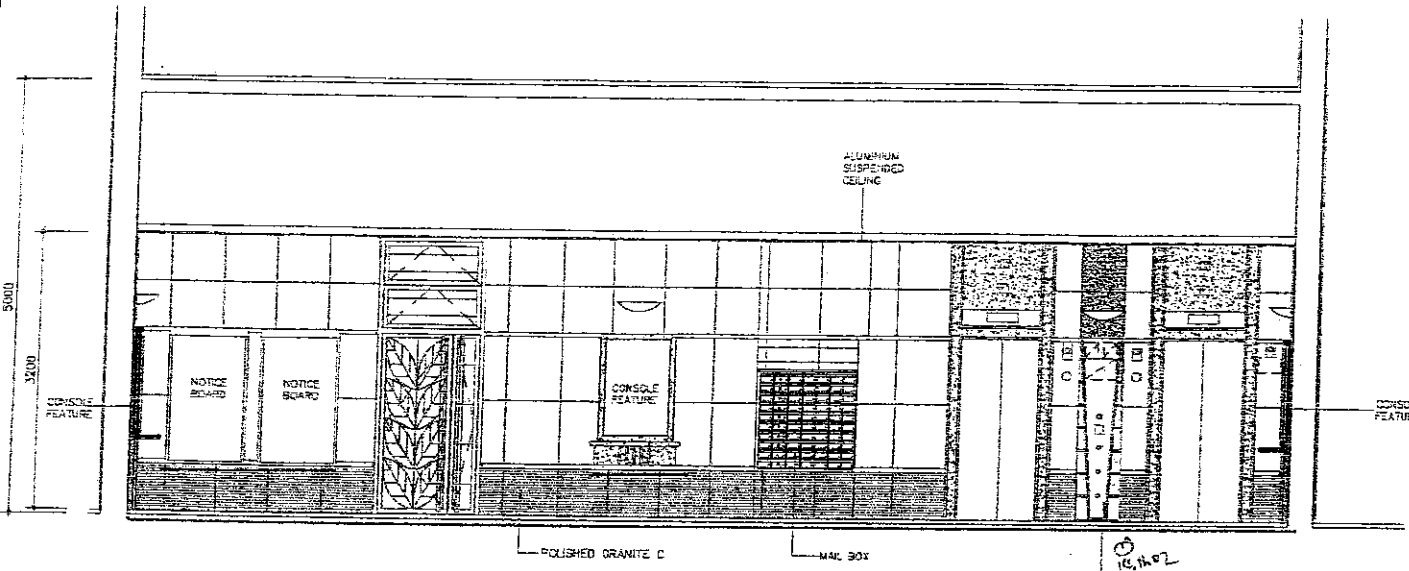
© This copyright of this schedule / drawing remains with the Architect. No part of this schedule / drawing may be reproduced in any form or by any means without the prior written permission of the Architect. AGB-MI-52 is the property of the Architect. AGB-MI-52 is the property of the Architect. AGB-MI-52 is the property of the Architect.

AGB-MI-52

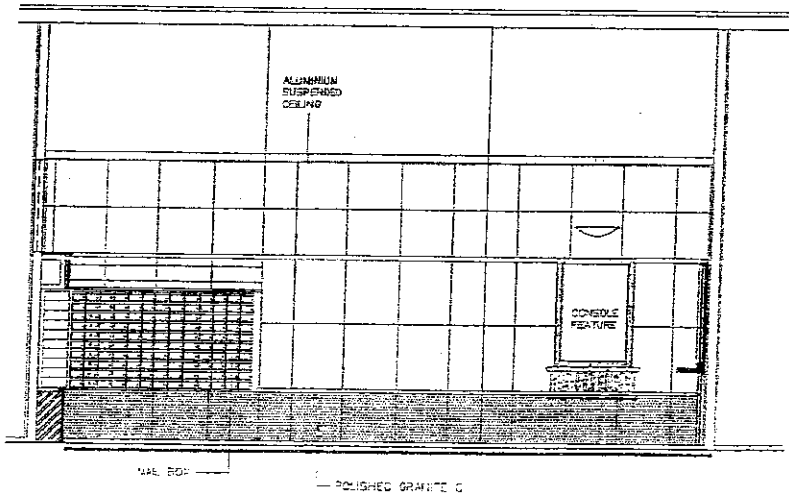
Approved for Disposal/Construction
 Date: 15/01/2001
 Signature: [Signature]
 Date: [Date]

AGB-MI-52

Approved for Disposal/Construction
 Date: 15/01/2001
 Signature: [Signature]
 Date: [Date]



ELEVATION A
SCALE 1:25



ELEVATION B
SCALE 1:25

TENTATIVE DOMESTIC TOWER MAIN ENTRANCE LOBBY WALL PATTERN

P410C102 18:44:08 IM1 K1 KNT9706.MLP\16-01-02.AGP-ML-52-514R

H & PARTNERS ARCHITECTS
 110, 112, 114, 116, 118, 120, 122, 124, 126, 128, 130, 132, 134, 136, 138, 140, 142, 144, 146, 148, 150, 152, 154, 156, 158, 160, 162, 164, 166, 168, 170, 172, 174, 176, 178, 180, 182, 184, 186, 188, 190, 192, 194, 196, 198, 200
 Singapore

Approved for: **Repair/Construction**
 Drawing No: _____
 Approved By: _____
 Date: _____

© The copyright of this schedule / drawing remains with H & Partners Architects / drawing may be reproduced in any form without the written permission from H & Partners Architects Engineers & Consultants Limited.

PROPOSED P&S DEVELOPMENT
 IN K.I.L. 11076
 HUNG HOM BAY, RECLAMATION AREA KLN

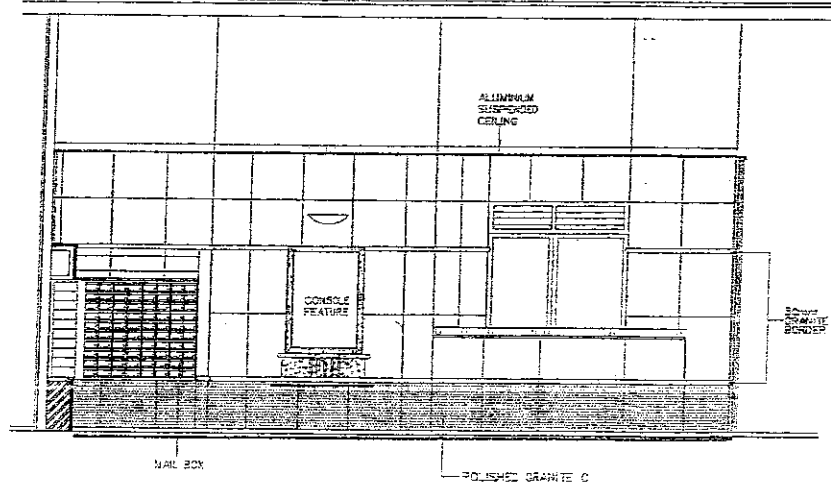
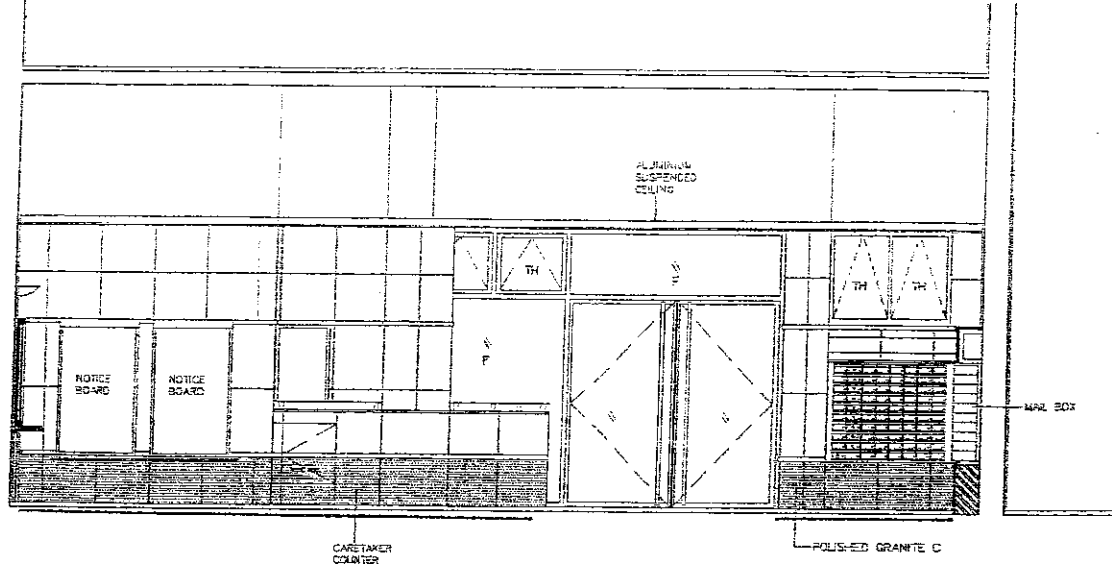
TENTATIVE DOMESTIC TOWER MAIN ENTRANCE
 LOBBY WALL PATTERN

Scale	1/25	Date Drawn	15/01/2001
Author	MSK	Checked By	W.C.
Drawn	W.C.	Approved By	A.H.
Project No.	AGB-ML-53	Scale	1/25

Date	Prepared	Drawn	Checked	Approved
15.01.01	MSK	W.C.	A.H.	A.H.
21.02.02	MSK	W.C.	A.H.	A.H.

D. Ref.

F.S.D. Ref.



ELEVATION C
SCALE 1:25

ELEVATION D
SCALE 1:25



TENTATIVE DOMESTIC TOWER MAIN ENTRANCE LOBBY WALL PATTERN

2406102 10 44 00 TH K:\KH9706\MEP\16-01-02\VCH-4L-02-54A3

Rev.	Ref.	F.S.D.	Ref.	Date	By/Scale	Drawn	Checked	Approved
AB	21 06 02	EIGHTH ISSUE FOR LANDS DEPT.	MSK	15/01/2001	MSK	MC	WH	WH
AG	15 01 04	SIXTH ISSUE FOR LANDS DEPT.	MN			MC	WH	WH

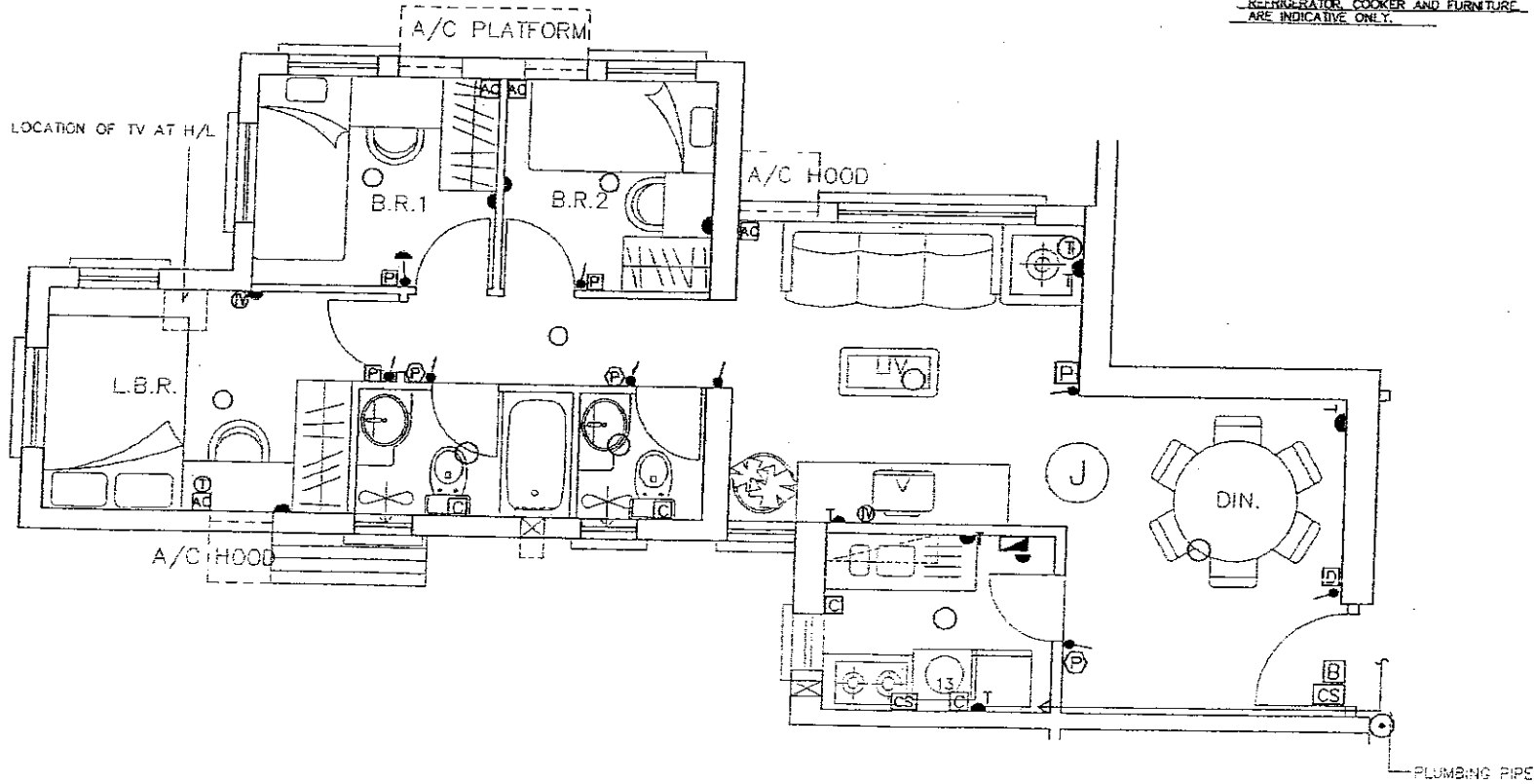
Job Title: PROPOSED PSPS DEVELOPMENT
 Job No: KNT9706
 Drawing Title: TENTATIVE DOMESTIC TOWER MAIN ENTRANCE LOBBY FLOOR PATTERN
 Scale: NIL
 Date: 15/01/2001
 Rev. No. 01, 02, 03, 04, 05, 06, 07, 08, 09, 10, 11, 12, 13, 14, 15, 16, 17, 18, 19, 20, 21, 22, 23, 24, 25, 26, 27, 28, 29, 30, 31, 32, 33, 34, 35, 36, 37, 38, 39, 40, 41, 42, 43, 44, 45, 46, 47, 48, 49, 50, 51, 52, 53, 54, 55, 56, 57, 58, 59, 60, 61, 62, 63, 64, 65, 66, 67, 68, 69, 70, 71, 72, 73, 74, 75, 76, 77, 78, 79, 80, 81, 82, 83, 84, 85, 86, 87, 88, 89, 90, 91, 92, 93, 94, 95, 96, 97, 98, 99, 100, 101, 102, 103, 104, 105, 106, 107, 108, 109, 110, 111, 112, 113, 114, 115, 116, 117, 118, 119, 120, 121, 122, 123, 124, 125, 126, 127, 128, 129, 130, 131, 132, 133, 134, 135, 136, 137, 138, 139, 140, 141, 142, 143, 144, 145, 146, 147, 148, 149, 150, 151, 152, 153, 154, 155, 156, 157, 158, 159, 160, 161, 162, 163, 164, 165, 166, 167, 168, 169, 170, 171, 172, 173, 174, 175, 176, 177, 178, 179, 180, 181, 182, 183, 184, 185, 186, 187, 188, 189, 190, 191, 192, 193, 194, 195, 196, 197, 198, 199, 200, 201, 202, 203, 204, 205, 206, 207, 208, 209, 210, 211, 212, 213, 214, 215, 216, 217, 218, 219, 220, 221, 222, 223, 224, 225, 226, 227, 228, 229, 230, 231, 232, 233, 234, 235, 236, 237, 238, 239, 240, 241, 242, 243, 244, 245, 246, 247, 248, 249, 250, 251, 252, 253, 254, 255, 256, 257, 258, 259, 260, 261, 262, 263, 264, 265, 266, 267, 268, 269, 270, 271, 272, 273, 274, 275, 276, 277, 278, 279, 280, 281, 282, 283, 284, 285, 286, 287, 288, 289, 290, 291, 292, 293, 294, 295, 296, 297, 298, 299, 300, 301, 302, 303, 304, 305, 306, 307, 308, 309, 310, 311, 312, 313, 314, 315, 316, 317, 318, 319, 320, 321, 322, 323, 324, 325, 326, 327, 328, 329, 330, 331, 332, 333, 334, 335, 336, 337, 338, 339, 340, 341, 342, 343, 344, 345, 346, 347, 348, 349, 350, 351, 352, 353, 354, 355, 356, 357, 358, 359, 360, 361, 362, 363, 364, 365, 366, 367, 368, 369, 370, 371, 372, 373, 374, 375, 376, 377, 378, 379, 380, 381, 382, 383, 384, 385, 386, 387, 388, 389, 390, 391, 392, 393, 394, 395, 396, 397, 398, 399, 400, 401, 402, 403, 404, 405, 406, 407, 408, 409, 410, 411, 412, 413, 414, 415, 416, 417, 418, 419, 420, 421, 422, 423, 424, 425, 426, 427, 428, 429, 430, 431, 432, 433, 434, 435, 436, 437, 438, 439, 440, 441, 442, 443, 444, 445, 446, 447, 448, 449, 450, 451, 452, 453, 454, 455, 456, 457, 458, 459, 460, 461, 462, 463, 464, 465, 466, 467, 468, 469, 470, 471, 472, 473, 474, 475, 476, 477, 478, 479, 480, 481, 482, 483, 484, 485, 486, 487, 488, 489, 490, 491, 492, 493, 494, 495, 496, 497, 498, 499, 500, 501, 502, 503, 504, 505, 506, 507, 508, 509, 510, 511, 512, 513, 514, 515, 516, 517, 518, 519, 520, 521, 522, 523, 524, 525, 526, 527, 528, 529, 530, 531, 532, 533, 534, 535, 536, 537, 538, 539, 540, 541, 542, 543, 544, 545, 546, 547, 548, 549, 550, 551, 552, 553, 554, 555, 556, 557, 558, 559, 560, 561, 562, 563, 564, 565, 566, 567, 568, 569, 570, 571, 572, 573, 574, 575, 576, 577, 578, 579, 580, 581, 582, 583, 584, 585, 586, 587, 588, 589, 590, 591, 592, 593, 594, 595, 596, 597, 598, 599, 600, 601, 602, 603, 604, 605, 606, 607, 608, 609, 610, 611, 612, 613, 614, 615, 616, 617, 618, 619, 620, 621, 622, 623, 624, 625, 626, 627, 628, 629, 630, 631, 632, 633, 634, 635, 636, 637, 638, 639, 640, 641, 642, 643, 644, 645, 646, 647, 648, 649, 650, 651, 652, 653, 654, 655, 656, 657, 658, 659, 660, 661, 662, 663, 664, 665, 666, 667, 668, 669, 670, 671, 672, 673, 674, 675, 676, 677, 678, 679, 680, 681, 682, 683, 684, 685, 686, 687, 688, 689, 690, 691, 692, 693, 694, 695, 696, 697, 698, 699, 700, 701, 702, 703, 704, 705, 706, 707, 708, 709, 710, 711, 712, 713, 714, 715, 716, 717, 718, 719, 720, 721, 722, 723, 724, 725, 726, 727, 728, 729, 730, 731, 732, 733, 734, 735, 736, 737, 738, 739, 740, 741, 742, 743, 744, 745, 746, 747, 748, 749, 750, 751, 752, 753, 754, 755, 756, 757, 758, 759, 760, 761, 762, 763, 764, 765, 766, 767, 768, 769, 770, 771, 772, 773, 774, 775, 776, 777, 778, 779, 780, 781, 782, 783, 784, 785, 786, 787, 788, 789, 790, 791, 792, 793, 794, 795, 796, 797, 798, 799, 800, 801, 802, 803, 804, 805, 806, 807, 808, 809, 810, 811, 812, 813, 814, 815, 816, 817, 818, 819, 820, 821, 822, 823, 824, 825, 826, 827, 828, 829, 830, 831, 832, 833, 834, 835, 836, 837, 838, 839, 840, 841, 842, 843, 844, 845, 846, 847, 848, 849, 850, 851, 852, 853, 854, 855, 856, 857, 858, 859, 860, 861, 862, 863, 864, 865, 866, 867, 868, 869, 870, 871, 872, 873, 874, 875, 876, 877, 878, 879, 880, 881, 882, 883, 884, 885, 886, 887, 888, 889, 890, 891, 892, 893, 894, 895, 896, 897, 898, 899, 900, 901, 902, 903, 904, 905, 906, 907, 908, 909, 910, 911, 912, 913, 914, 915, 916, 917, 918, 919, 920, 921, 922, 923, 924, 925, 926, 927, 928, 929, 930, 931, 932, 933, 934, 935, 936, 937, 938, 939, 940, 941, 942, 943, 944, 945, 946, 947, 948, 949, 950, 951, 952, 953, 954, 955, 956, 957, 958, 959, 960, 961, 962, 963, 964, 965, 966, 967, 968, 969, 970, 971, 972, 973, 974, 975, 976, 977, 978, 979, 980, 981, 982, 983, 984, 985, 986, 987, 988, 989, 990, 991, 992, 993, 994, 995, 996, 997, 998, 999, 1000.

Approved for Dispatch/Construction
 By: [Signature]
 Approved By: [Signature]
 (1) The copyright of this schedule / drawing remains with the Architect. It may not be reproduced or used in any form or by any means without the written permission from Ho & Partners Architects Engineers & Development Consultants Ltd.

LEGEND :

- ▲ 13A LIGHTING SWITCH ONE-WAY
- 13A SINGLE POWER SOCKET OUTLET
- ▲ 13A TWIN SOCKET OUTLET
- Ⓢ 5A FUSED CONNECTION UNIT FOR EXHAUST FAN
- Ⓜ 20A CONNECTION UNIT
- Ⓢ 20A DOUBLE POLE SWITCH C/W PILOT LAMP LIGHT
- Ⓢ Ⓜ DOOR BELL & FUSED CONNECTION UNIT (FUSED AT 2A)
- Ⓢ 20A DOUBLE POLE SWITCH
- ✂ EXHAUST FAN (BY OTHERS)
- Ⓢ TELEPHONE SOCKET OUTLET
- Ⓢ TV/FM SOCKET OUTLET
- Ⓜ MCB BOARD C/W MAIN A.I. SWITCH AND MCB
- CEILING LAMP HOLDER
- Ⓢ DOOR BELL CALL BUTTON
- Ⓜ DOOR PHONE
- Ⓢ 5A FUSED CONNECTION UNIT FOR EXHAUST HOOD
- Ⓢ 13A FUSED CONNECTION UNIT WITH INTEGRAL D.P. SWITCH FOR WASHING MACHINE

NOTE: THE EXHAUST FAN, WASHING MACHINE, REFRIGERATOR, COOKER AND FURNITURE ARE INDICATIVE ONLY.



FLAT C, D, H & J ELECTRICAL LAYOUT

29MAY02 11:24:54 MSK P: VMT9706.MPL16-01-02-VGB-HI-5648

HC & PARTNERS ARCHITECTS
 CONSULTANTS & CONTRACT MANAGERS

Approved for Dispatch/Construction
 Job No. KINT9706
 Drawn By: [Signature]
 Checked By: [Signature]
 Date: 15/01/2001

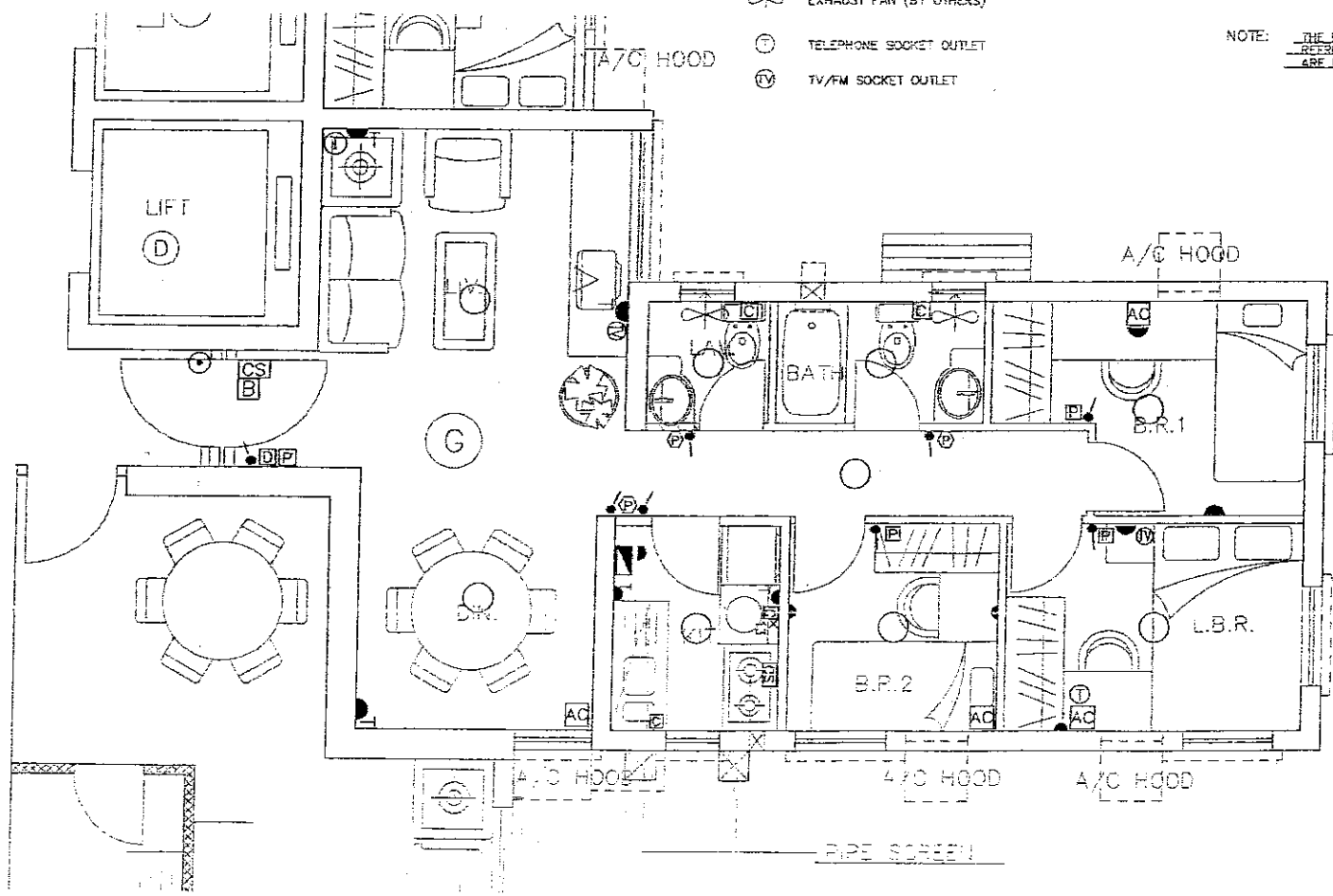
This copyright of this schedule / drawing remains with the architect. No part of this schedule / drawing may be written, printed, copied, or by any means, without the written permission of the architect.
 Engineers & Development Consultants Ltd.

PROPOSED PSPS DEVELOPMENT
 KINT9706
 HUNG HONG BAY, REclamation AREA/KLN
 Job Title: DOMESTIC FLAT ELECTRICAL LAYOUT DETAIL (FLAT C, D, H & J)
 Scale: 1:50
 Date Drawn: 15/01/2001

NO.	REVISION	DATE	BY	CHKD BY
1	ISSUE FOR TENDER	15/01/2001	[Signature]	[Signature]
2	REVISION			
3	REVISION			
4	REVISION			
5	REVISION			
6	REVISION			
7	REVISION			
8	REVISION			
9	REVISION			
10	REVISION			

AGB-ML-58

B.D. Ref.	F.S.D. Ref.	Checked	Drawn	Approved
A8 21.06.03	MSK	TCL	NH	
A6 15.01.01	MSK / JHR	JHR	RK	
A5 11.11.00	NN	ANC	RK	
A4 7.8.00	MSK	JP	RK	
A3 18.7.00	TOC	ANC	RK	
1/1/01			Checked	Approved



FLAT B & G ELECTRICAL LAYOUT

LEGEND :

- 13A LIGHTING SWITCH ONE-WAY
- 13A SINGLE POWER SOCKET OUTLET
- 13A TWIN SOCKET OUTLET
- 5A FUSED CONNECTION UNIT FOR EXHAUST FAN
- 20A CONNECTION UNIT
- 20A DOUBLE POLE SWITCH C/W PILOT LAMP LIGHT
- DOOR BELL & FUSED CONNECTION UNIT (FUSED AT 2A)
- 20A DOUBLE POLE SWITCH
- EXHAUST FAN (BY OTHERS)
- TELEPHONE SOCKET OUTLET
- TV/FM SOCKET OUTLET
- MCB BOARD C/W MAIN A.I. SWITCH AND MCB
- CEILING LAMP HOLDER
- DOOR BELL CALL BUTTON
- DOOR PHONE
- 5A FUSED CONNECTION UNIT FOR EXHAUST HOOD
- 13A FUSED CONNECTION UNIT WITH INTEGRAL D.P. SWITCH FOR WASHING MACHINE

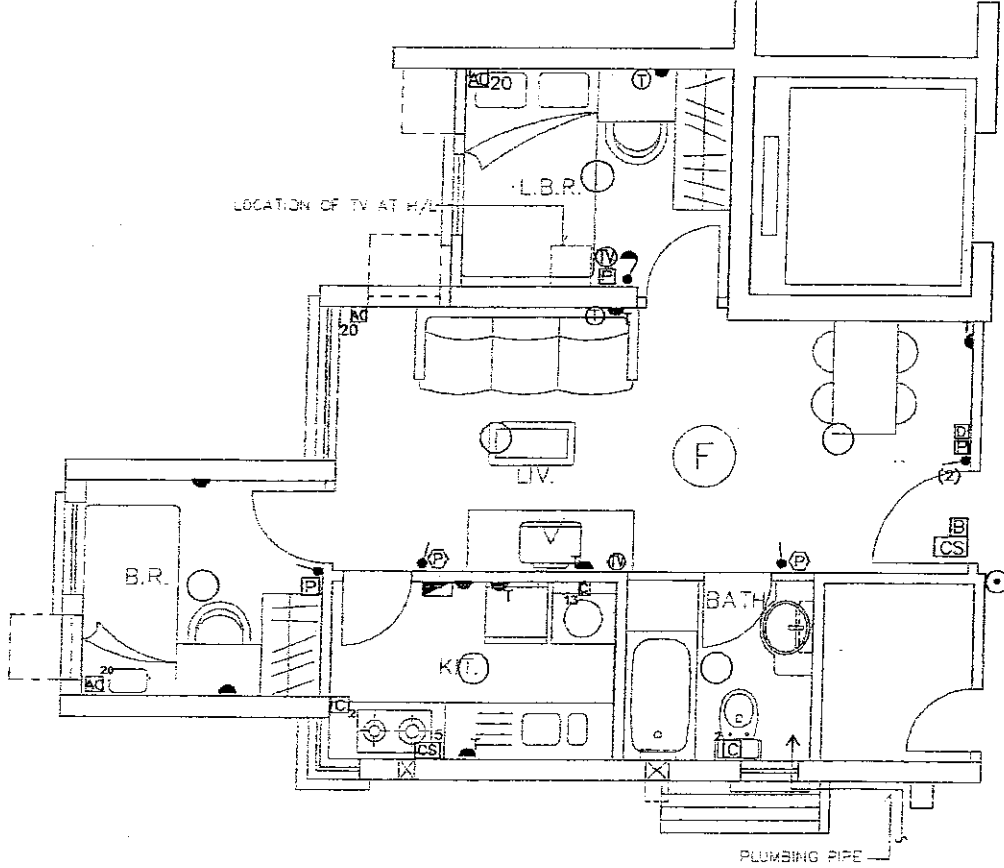
NOTE: THE EXHAUST FAN, WASHING MACHINE, REFRIGERATOR, COOKER AND FURNITURE ARE INDICATIVE ONLY.

27 MAY 02 16:29:49 HKG K030197060001011010000101010101

PAATHIRAKS ARCHITECTS
 101, 102, 103, 104, 105, 106, 107, 108, 109, 110, 111, 112, 113, 114, 115, 116, 117, 118, 119, 120, 121, 122, 123, 124, 125, 126, 127, 128, 129, 130, 131, 132, 133, 134, 135, 136, 137, 138, 139, 140, 141, 142, 143, 144, 145, 146, 147, 148, 149, 150, 151, 152, 153, 154, 155, 156, 157, 158, 159, 160, 161, 162, 163, 164, 165, 166, 167, 168, 169, 170, 171, 172, 173, 174, 175, 176, 177, 178, 179, 180, 181, 182, 183, 184, 185, 186, 187, 188, 189, 190, 191, 192, 193, 194, 195, 196, 197, 198, 199, 200, 201, 202, 203, 204, 205, 206, 207, 208, 209, 210, 211, 212, 213, 214, 215, 216, 217, 218, 219, 220, 221, 222, 223, 224, 225, 226, 227, 228, 229, 230, 231, 232, 233, 234, 235, 236, 237, 238, 239, 240, 241, 242, 243, 244, 245, 246, 247, 248, 249, 250, 251, 252, 253, 254, 255, 256, 257, 258, 259, 260, 261, 262, 263, 264, 265, 266, 267, 268, 269, 270, 271, 272, 273, 274, 275, 276, 277, 278, 279, 280, 281, 282, 283, 284, 285, 286, 287, 288, 289, 290, 291, 292, 293, 294, 295, 296, 297, 298, 299, 300, 301, 302, 303, 304, 305, 306, 307, 308, 309, 310, 311, 312, 313, 314, 315, 316, 317, 318, 319, 320, 321, 322, 323, 324, 325, 326, 327, 328, 329, 330, 331, 332, 333, 334, 335, 336, 337, 338, 339, 340, 341, 342, 343, 344, 345, 346, 347, 348, 349, 350, 351, 352, 353, 354, 355, 356, 357, 358, 359, 360, 361, 362, 363, 364, 365, 366, 367, 368, 369, 370, 371, 372, 373, 374, 375, 376, 377, 378, 379, 380, 381, 382, 383, 384, 385, 386, 387, 388, 389, 390, 391, 392, 393, 394, 395, 396, 397, 398, 399, 400, 401, 402, 403, 404, 405, 406, 407, 408, 409, 410, 411, 412, 413, 414, 415, 416, 417, 418, 419, 420, 421, 422, 423, 424, 425, 426, 427, 428, 429, 430, 431, 432, 433, 434, 435, 436, 437, 438, 439, 440, 441, 442, 443, 444, 445, 446, 447, 448, 449, 450, 451, 452, 453, 454, 455, 456, 457, 458, 459, 460, 461, 462, 463, 464, 465, 466, 467, 468, 469, 470, 471, 472, 473, 474, 475, 476, 477, 478, 479, 480, 481, 482, 483, 484, 485, 486, 487, 488, 489, 490, 491, 492, 493, 494, 495, 496, 497, 498, 499, 500, 501, 502, 503, 504, 505, 506, 507, 508, 509, 510, 511, 512, 513, 514, 515, 516, 517, 518, 519, 520, 521, 522, 523, 524, 525, 526, 527, 528, 529, 530, 531, 532, 533, 534, 535, 536, 537, 538, 539, 540, 541, 542, 543, 544, 545, 546, 547, 548, 549, 550, 551, 552, 553, 554, 555, 556, 557, 558, 559, 560, 561, 562, 563, 564, 565, 566, 567, 568, 569, 570, 571, 572, 573, 574, 575, 576, 577, 578, 579, 580, 581, 582, 583, 584, 585, 586, 587, 588, 589, 590, 591, 592, 593, 594, 595, 596, 597, 598, 599, 600, 601, 602, 603, 604, 605, 606, 607, 608, 609, 610, 611, 612, 613, 614, 615, 616, 617, 618, 619, 620, 621, 622, 623, 624, 625, 626, 627, 628, 629, 630, 631, 632, 633, 634, 635, 636, 637, 638, 639, 640, 641, 642, 643, 644, 645, 646, 647, 648, 649, 650, 651, 652, 653, 654, 655, 656, 657, 658, 659, 660, 661, 662, 663, 664, 665, 666, 667, 668, 669, 670, 671, 672, 673, 674, 675, 676, 677, 678, 679, 680, 681, 682, 683, 684, 685, 686, 687, 688, 689, 690, 691, 692, 693, 694, 695, 696, 697, 698, 699, 700, 701, 702, 703, 704, 705, 706, 707, 708, 709, 710, 711, 712, 713, 714, 715, 716, 717, 718, 719, 720, 721, 722, 723, 724, 725, 726, 727, 728, 729, 730, 731, 732, 733, 734, 735, 736, 737, 738, 739, 740, 741, 742, 743, 744, 745, 746, 747, 748, 749, 750, 751, 752, 753, 754, 755, 756, 757, 758, 759, 760, 761, 762, 763, 764, 765, 766, 767, 768, 769, 770, 771, 772, 773, 774, 775, 776, 777, 778, 779, 780, 781, 782, 783, 784, 785, 786, 787, 788, 789, 790, 791, 792, 793, 794, 795, 796, 797, 798, 799, 800, 801, 802, 803, 804, 805, 806, 807, 808, 809, 810, 811, 812, 813, 814, 815, 816, 817, 818, 819, 820, 821, 822, 823, 824, 825, 826, 827, 828, 829, 830, 831, 832, 833, 834, 835, 836, 837, 838, 839, 840, 841, 842, 843, 844, 845, 846, 847, 848, 849, 850, 851, 852, 853, 854, 855, 856, 857, 858, 859, 860, 861, 862, 863, 864, 865, 866, 867, 868, 869, 870, 871, 872, 873, 874, 875, 876, 877, 878, 879, 880, 881, 882, 883, 884, 885, 886, 887, 888, 889, 890, 891, 892, 893, 894, 895, 896, 897, 898, 899, 900, 901, 902, 903, 904, 905, 906, 907, 908, 909, 910, 911, 912, 913, 914, 915, 916, 917, 918, 919, 920, 921, 922, 923, 924, 925, 926, 927, 928, 929, 930, 931, 932, 933, 934, 935, 936, 937, 938, 939, 940, 941, 942, 943, 944, 945, 946, 947, 948, 949, 950, 951, 952, 953, 954, 955, 956, 957, 958, 959, 960, 961, 962, 963, 964, 965, 966, 967, 968, 969, 970, 971, 972, 973, 974, 975, 976, 977, 978, 979, 980, 981, 982, 983, 984, 985, 986, 987, 988, 989, 990, 991, 992, 993, 994, 995, 996, 997, 998, 999, 1000

27 MAY 02 16:29:49 HKG K030197060001011010000101010101	Job Title	PROPOSED P&S DEVELOPMENT HUNG HOM BAY, RECLAMATION AREA, KLN	Job No.	KN79708
	Drawing Title	DOMESTIC FLAT ELECTRICAL LAYOUT DETAIL (FLAT B & G)	Scale	1:50
	Date Drawn	15/01/2001	Drawn By	AK1
	Checked By	AK1	Reviewed By	AK1
	Approved By	AK1	Approved Date	15/01/2001
	Project No.	AG3-ML-57	Project Name	AG3-ML-57
	Project Location		Project Manager	AK1
	Project Status		Project Engineer	AK1
	Project Budget		Project Architect	AK1
	Project Risk		Project Designer	AK1
	Project Quality		Project Checker	AK1
	Project Safety		Project Approver	AK1

Approved for Dispatch/Construction
 Eng. Lee Bo.
 Approved By:
 Date:
 Signed:
 The copyright in this schedule of drawings remains with the architect. No part of this schedule of drawings may be reproduced in any form without the prior written permission from the architect. Architects, Engineers & Disinfectant Development Ltd.



FLAT A & F ELECTRICAL LAYOUT

LEGEND :

- 13A LIGHTING SWITCH ONE-WAY
- 13A SINGLE POWER SOCKET OUTLET
- 13A TWIN SOCKET OUTLET
- 5A FUSED CONNECTION UNIT FOR EXHAUST FAN
- 20A CONNECTION UNIT
- 20A DOUBLE POLE SWITCH C/W PILOT LAMP LIGHT
- DOOR BELL & FUSED CONNECTION UNIT (FUSED AT 2A)
- 20A DOUBLE POLE SWITCH
- EXHAUST FAN (BY OTHERS)
- TELEPHONE SOCKET OUTLET
- TV/FM SOCKET OUTLET
- MCS BOARD C/W MAIN A.I. SWITCH AND MCS
- CEILING LAMP HOLDER
- DOOR BELL CALL BUTTON
- DOOR PHONE
- 5A FUSED CONNECTION UNIT FOR EXHAUST HOOD.
- 13A FUSED CONNECTION UNIT WITH INTEGRAL D.P. SWITCH FOR WASHING MACHINE

NOTE: THE EXHAUST FAN, WASHING MACHINE, REFRIGERATOR, COOKER AND FURNITURE ARE INTRIGATIVE ONLY.

27MAY02 16:45 19 BSK R1 VEI17706/M/PA16-01 UPVAGB-14-5-024

HO & PARTHIBS ARCHITECTS
Incorporated & Incorporated Companies

Approved for Dispatch/Construction

Approved By: _____
Title: _____

Signed: _____
Title: _____

The copyright of this schedule is held by the architect. It is hereby confirmed that no part of this schedule shall be used for any purpose without the written permission of the architect.

Engineers & Development Consultants Ltd.

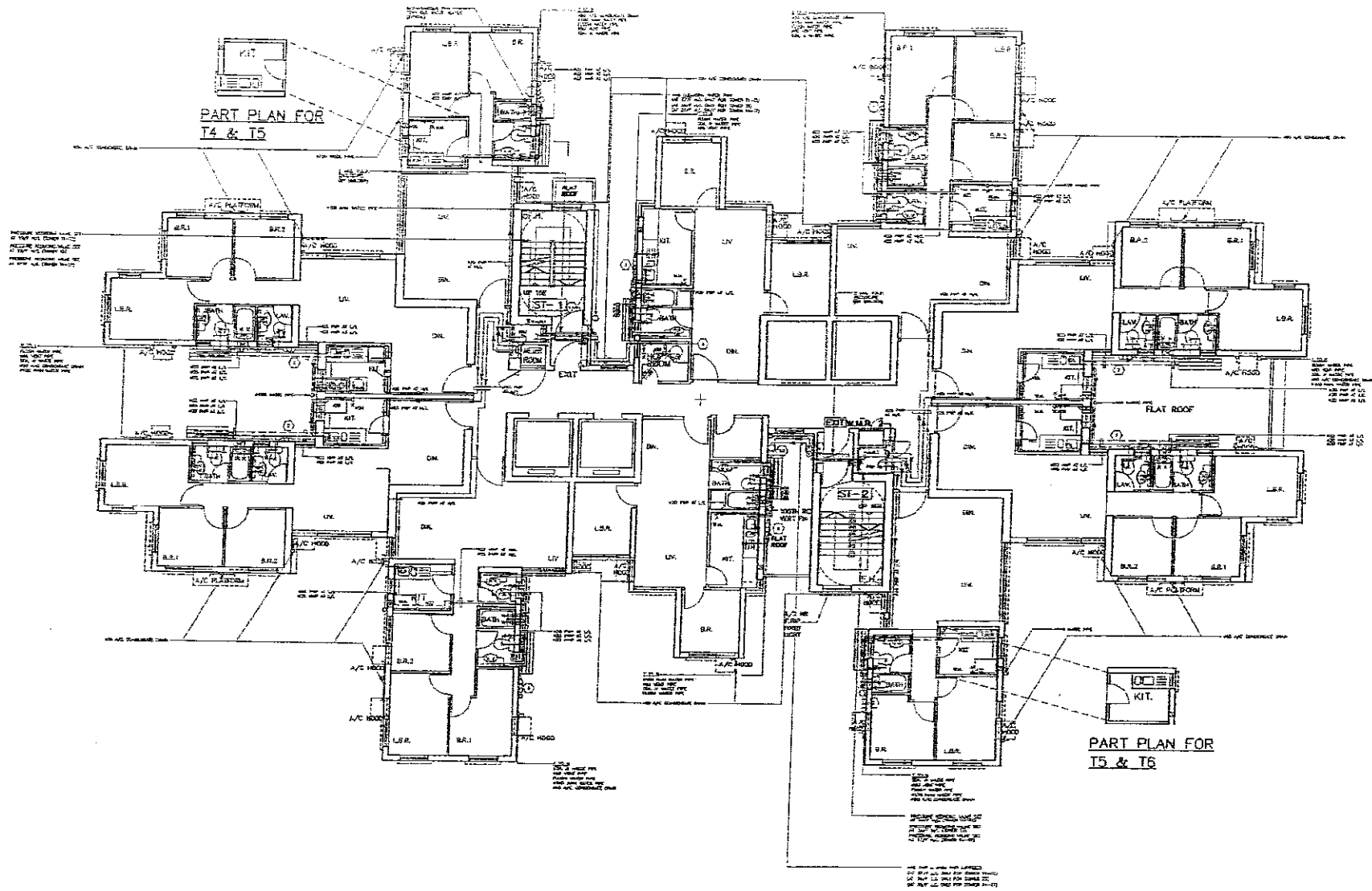
Job Title: **PROPOSED PSPS DEVELOPMENT IN K.L.L. 11076 HUNG HOM BAY, RECREATION AREA A KIN** Job No. **KNT0706**

Drawing Title: **DOMESTIC FLAT ELECTRICAL LAYOUT DETAIL (FLAT A & F)**

Scale: **1:50** Date Issued: **15/01/2001**

Disc. No.	Disc. Title	Disc. No.	Disc. Title	Disc. No.	Disc. Title
01	GENERAL	02	STRUCTURAL	03	EAM
04	MECHANICAL	05	ELECTRICAL	06	PLUMBING
07	PAINTING	08	LANDSCAPE	09	MARKETING
10	FINISHES	11	MECHANICAL	12	ELECTRICAL
13	PLUMBING	14	PAINTING	15	FINISHES
16	LANDSCAPE	17	MARKETING	18	MECHANICAL
19	ELECTRICAL	20	PLUMBING	21	PAINTING
22	FINISHES	23	LANDSCAPE	24	MARKETING
25	MECHANICAL	26	ELECTRICAL	27	PLUMBING
28	PAINTING	29	FINISHES	30	LANDSCAPE
31	MARKETING	32	MECHANICAL	33	ELECTRICAL
34	PLUMBING	35	PAINTING	36	FINISHES
37	LANDSCAPE	38	MARKETING	39	MECHANICAL
40	ELECTRICAL	41	PLUMBING	42	PAINTING
43	FINISHES	44	LANDSCAPE	45	MARKETING
46	MECHANICAL	47	ELECTRICAL	48	PLUMBING
49	PAINTING	50	FINISHES	51	LANDSCAPE
52	MARKETING	53	MECHANICAL	54	ELECTRICAL
55	PLUMBING	56	PAINTING	57	FINISHES
58	LANDSCAPE	59	MARKETING	60	MECHANICAL
61	ELECTRICAL	62	PLUMBING	63	PAINTING
64	FINISHES	65	LANDSCAPE	66	MARKETING
67	MECHANICAL	68	ELECTRICAL	69	PLUMBING
70	PAINTING	71	FINISHES	72	LANDSCAPE
73	MARKETING	74	MECHANICAL	75	ELECTRICAL
76	PLUMBING	77	PAINTING	78	FINISHES
79	LANDSCAPE	80	MARKETING	81	MECHANICAL
82	ELECTRICAL	83	PLUMBING	84	PAINTING
85	FINISHES	86	LANDSCAPE	87	MARKETING
88	MECHANICAL	89	ELECTRICAL	90	PLUMBING
91	PAINTING	92	FINISHES	93	LANDSCAPE
94	MARKETING	95	MECHANICAL	96	ELECTRICAL
97	PLUMBING	98	PAINTING	99	FINISHES
100	LANDSCAPE	101	MARKETING	102	MECHANICAL
103	ELECTRICAL	104	PLUMBING	105	PAINTING
106	FINISHES	107	LANDSCAPE	108	MARKETING
109	MECHANICAL	110	ELECTRICAL	111	PLUMBING
112	PAINTING	113	FINISHES	114	LANDSCAPE
115	MARKETING	116	MECHANICAL	117	ELECTRICAL
118	PLUMBING	119	PAINTING	120	FINISHES
121	LANDSCAPE	122	MARKETING	123	MECHANICAL
124	ELECTRICAL	125	PLUMBING	126	PAINTING
127	FINISHES	128	LANDSCAPE	129	MARKETING
130	MECHANICAL	131	ELECTRICAL	132	PLUMBING
133	PAINTING	134	FINISHES	135	LANDSCAPE
136	MARKETING	137	MECHANICAL	138	ELECTRICAL
139	PLUMBING	140	PAINTING	141	FINISHES
142	LANDSCAPE	143	MARKETING	144	MECHANICAL
145	ELECTRICAL	146	PLUMBING	147	PAINTING
148	FINISHES	149	LANDSCAPE	150	MARKETING

Rev.	Ref.	F.S.D. Ref.	Checked	Approved
A4	21.08.02	FOR LANDS DEPT.	MSK	TOC
A5	16.01.01	FOR LANDS DEPT.	MSK	NN
A5	11.11.00	FOR LANDS DEPT.	NN	ANC
A4	7.9.00	FOR LANDS DEPT.	MSK	JP
A7	19.7.00	FOR LANDS DEPT.	TOC	ANC
A2	14.3.00	FOR LANDS DEPT.	TOC	ANC
A3	1.12.00	FOR LANDS DEPT.	TOC	ANC
A1	1.12.00	FOR LANDS DEPT.	TOC	ANC
A1	1.12.00	FOR LANDS DEPT.	TOC	ANC



① T. 10.2
 PWP F/A 1/8 (SIZE REFER TO SCHEMATIC)
 (TOWER T1-T2 : 16/F-32/F)
 (TOWER T3 : 12/F-31/F)
 (TOWER T4-T7 : 14/F-30/F)
 PWP F/B 1/8 (SIZE REFER TO SCHEMATIC)
 (TOWER T1-T2 : 2/F-15/F)
 (TOWER T3 : 2/F-14/F)
 (TOWER T4-T7 : 2/F-13/F)
 PWP F/A 1/8 (SIZE REFER TO SCHEMATIC)
 (TOWER T1-T2 : 15/F-31/F)
 (TOWER T3 : 13/F-31/F)
 (TOWER T4-T7 : 11/F-30/F)

② T. 10.3
 PWP F/A 1/8 (SIZE REFER TO SCHEMATIC)
 (TOWER T1-T2 : 32/F-37/F)
 (TOWER T3 : 32/F-36/F)
 (TOWER T4-T7 : 31/F-30/F)
 PWP F/B 1/8 (SIZE REFER TO SCHEMATIC)
 (TOWER T1-T2 : 2/F-15/F)
 (TOWER T3 : 2/F-14/F)
 (TOWER T4-T7 : 2/F-13/F)
 PWP F/A 1/8 (SIZE REFER TO SCHEMATIC)
 (TOWER T1-T2 : 15/F-31/F)
 (TOWER T3 : 13/F-31/F)
 (TOWER T4-T7 : 11/F-30/F)

③ T. 10.4
 PWP F/A 1/8 (SIZE REFER TO SCHEMATIC)
 (TOWER T1-T2 : 32/F-37/F)
 (TOWER T3 : 32/F-36/F)
 (TOWER T4-T7 : 31/F-30/F)
 PWP F/B 1/8 (SIZE REFER TO SCHEMATIC)
 (TOWER T1-T2 : 2/F-15/F)
 (TOWER T3 : 2/F-14/F)
 (TOWER T4-T7 : 2/F-13/F)
 PWP F/A 1/8 (SIZE REFER TO SCHEMATIC)
 (TOWER T1-T2 : 15/F-31/F)
 (TOWER T3 : 13/F-31/F)
 (TOWER T4-T7 : 11/F-30/F)

④ T. 10.5
 PWP F/A 1/8 (SIZE REFER TO SCHEMATIC)
 (TOWER T1-T2 : 32/F-37/F)
 (TOWER T3 : 32/F-36/F)
 (TOWER T4-T7 : 31/F-30/F)
 PWP F/B 1/8 (SIZE REFER TO SCHEMATIC)
 (TOWER T1-T2 : 2/F-15/F)
 (TOWER T3 : 2/F-14/F)
 (TOWER T4-T7 : 2/F-13/F)
 PWP F/A 1/8 (SIZE REFER TO SCHEMATIC)
 (TOWER T1-T2 : 15/F-31/F)
 (TOWER T3 : 13/F-31/F)
 (TOWER T4-T7 : 11/F-30/F)

⑤ T. 10.6
 PWP F/A 1/8 (SIZE REFER TO SCHEMATIC)
 (TOWER T1-T2 : 16/F-32/F)
 (TOWER T3 : 12/F-31/F)
 (TOWER T4-T7 : 14/F-30/F)
 PWP F/B 1/8 (SIZE REFER TO SCHEMATIC)
 (TOWER T1-T2 : 2/F-15/F)
 (TOWER T3 : 2/F-14/F)
 (TOWER T4-T7 : 2/F-13/F)
 PWP F/A 1/8 (SIZE REFER TO SCHEMATIC)
 (TOWER T1-T2 : 15/F-31/F)
 (TOWER T3 : 13/F-31/F)
 (TOWER T4-T7 : 11/F-30/F)

⑥ T. 10.7
 PWP F/A 1/8 (SIZE REFER TO SCHEMATIC)
 (TOWER T1-T2 : 16/F-32/F)
 (TOWER T3 : 12/F-31/F)
 (TOWER T4-T7 : 14/F-30/F)
 PWP F/B 1/8 (SIZE REFER TO SCHEMATIC)
 (TOWER T1-T2 : 2/F-15/F)
 (TOWER T3 : 2/F-14/F)
 (TOWER T4-T7 : 2/F-13/F)
 PWP F/A 1/8 (SIZE REFER TO SCHEMATIC)
 (TOWER T1-T2 : 15/F-31/F)
 (TOWER T3 : 13/F-31/F)
 (TOWER T4-T7 : 11/F-30/F)

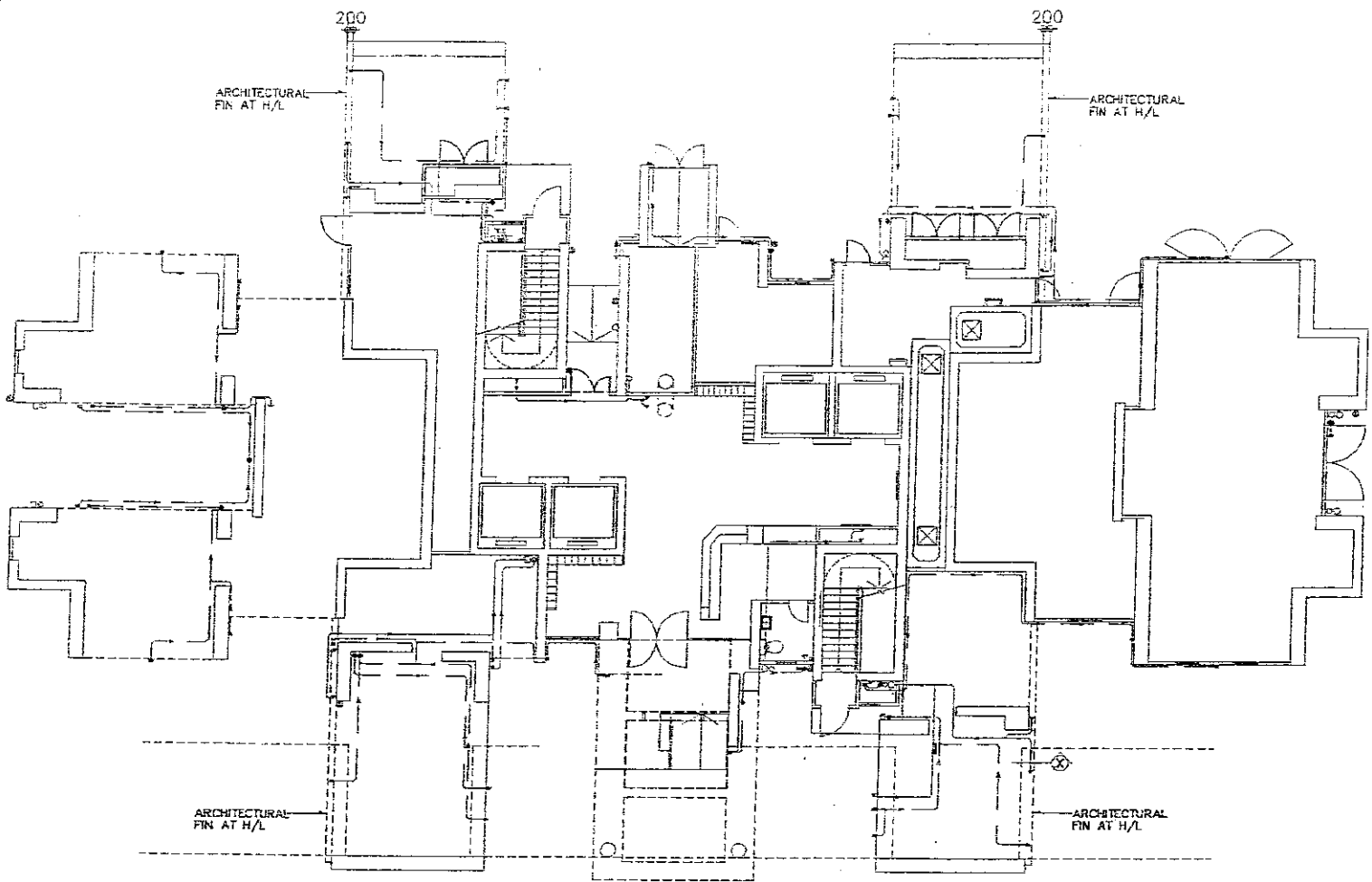
DOMESTIC FLAT PLUMBING & DRAINAGE LAYOUT

24 MAY 02 17:38:16 MSK K: VRI19706\MLP\16-01-02\10HAY02\MLP-60-65 10-5-2002\ACB-MI-60

Approved for Dispatch/Construction
 Date: 29/08/01
 Approved by: [Signature]
 Date: [Blank]
 © The copyright of this schedule / drawing remains with the architect. No part of this schedule / drawing may be reproduced or stored in a retrieval system without the written permission from the architect.

Job Title	PROPOSED PSPS DEVELOPMENT IN K.L.L. 11076 HUNG HOM BAY, RECLAMATION AREA, KLN	Job No.	KNT9706
Drawing Title	DOMESTIC FLAT PLUMBING & DRAINAGE LAYOUT	Scale	1 : 150
Date Drawn	29/08/01	Scale	1 : 150
Author	Structural	Checked	AT/AJ/AS
Drawn	Structural	Checked	AT/AJ/AS
Reviewed	Structural	Checked	AT/AJ/AS
Approved	Structural	Checked	AT/AJ/AS

I.D. Ref.	F.S.D. Ref.	Issue	Particulars	Checked	Approved
8	21.05.02	EIGHTH ISSUE FOR LANDS DEPT.	MSK	MSK	MSK
7	29.06.01	SEVENTH ISSUE FOR LANDS DEPT.	MSK	MSK	MSK
6	15.01.01	SIXTH ISSUE FOR LANDS DEPT.	MSK	MSK	MSK
5	30.12.00	FIFTH ISSUE FOR LANDS DEPT.	MSK	MSK	MSK
4	17.9.00	FOURTH ISSUE FOR LANDS DEPT.	MSK	MSK	MSK



SECTION X
SCALE 1 : 100

DOMESTIC GROUND FLOOR DRAINAGE LAYOUT

- NOTES
1. ALL SERVICE PIPE TO BE LOCATED INSIDE THE RESIDENT, IF NOT POSSIBLE ALL EXPOSED SERVICE PIPE TO EXTERIOR WALLS MAY BE COVERED BY LINERS
 2. ELECTRICAL : THE MAIN AND RISER RISINGS SHALL BE DESIGNED TO CATER FOR ULTIMATE DEMAND OF PLUMP PER FLAT (GAS WATER HEATER PROVIDED IN EACH FLAT)
 3. UPVC VERTICAL FLOOR DRAIN GULLET WITH SCREW FIXING COATING AND UPVC SUPPORT FRAME THROUGH WALL ONLY
 4. THE SIZE OF PIPES SHOWN IN THIS DRAWING HAVE BEEN SHOWN UP FOR EASY IDENTIFICATION PURPOSES WHILE THE ACTUAL ALIGNMENT SHALL BE FINE-TUNED TO AVOID CONFLICTING WITH ARCHITECTURAL A/C HOOD OR DRYING RACK

LEGEND

SYMBOL	DESCRIPTION
▼	SOIL & WASTE PIPE AT H/L
○	SOIL & WASTE PIPE TO UNDERGROUND
—	SOIL & WASTE PIPE RUN AT H/L
—	RAIN WATER PIPE RUN AT H/L
—	RAIN WATER PIPE TO UNDERGROUND
—	RAIN WATER PIPE AT H/L
⊗	VENT PIPE

27MAY02 16:53:29 HSK K4 NHT9706MHPN16-01-02\110MAY02M P-60-05 10 5:000\AGP-R-4

PROPOSED PSPS DEVELOPMENT
IN KILL 11076
HUNG HOM BAY, RECLAMATION AREA, KLN

Job No. **KNT19708**
 Drawing Title **DOMESTIC GROUND FLOOR DRAINAGE LAYOUT**

Scale **1 : 150** Date Issued **29/05/01**

(1) Do not scale drawing. Figures dimensions are to be followed. Read the drawing in conjunction with all other drawings in the project. If any discrepancy is found therein, the architect shall be notified immediately. (2) This drawing shall not be used for construction purposes unless otherwise certified. The contractor shall verify all dimensions on site prior to commencement of work.

Approved for Dispatch/Construction
 By Rev No. _____
 Approved By _____
 Date: _____

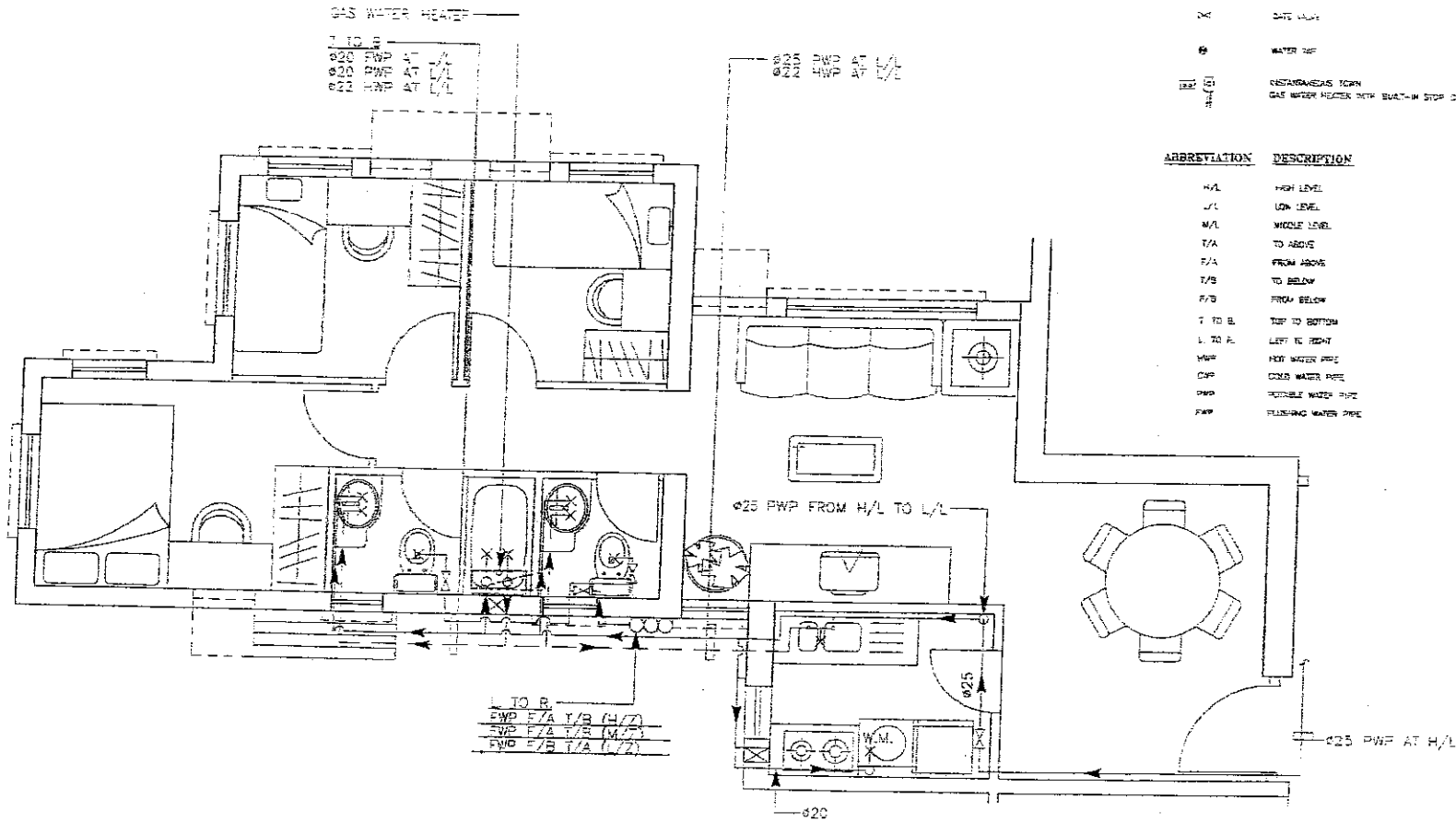
Signed: _____
 (The copyright of this schedule of drawings remains with the Architect. No part of this schedule of drawings may be reproduced in any form or by any means without the written permission from Ho & Partners Architects, Engineers & Development Consultants Ltd.)

AOB-ML-61
 A1 A2 A3 A4 A5 A6 A7 A8 A9

D.P. Ref.	F.S.D. Ref.	Issue	Checked	Drawn	Approved
A5	21.05.01	EIGHTH ISSUE FOR LANDS DEPT.	MSK	ICL	NH
A7	29.06.01	SEVENTH ISSUE FOR LANDS DEPT.	MAN	WC	NH
A6	15.01.01	SIXTH ISSUE FOR LANDS DEPT.	MAN	WC	NH
A5	20.12.00	FIFTH ISSUE FOR LANDS DEPT.	MAN	MIC	PK
A4	7.9.00	FOURTH ISSUE FOR LANDS DEPT.	MAN	ANC	PK
rev No.	Date	Description	Checked	Drawn	Approved



FLAT C. D. H & J PLUMBING LAYOUT PLAN



SYMBOL	DESCRIPTION
	PURPLE WATER PIPE
	FLUORESCENT WATER PIPE
	RED WATER PIPE
	BLACK WATER PIPE
	WHITE WATER PIPE
	GREY WATER PIPE
	STEEL PIPE
	CAST IRON PIPE
	WATER METER
	WATER HEATER
	WATER HEATER WITH BUILT-IN STOP COCK

ABBREVIATION	DESCRIPTION
H/L	HIGH LEVEL
L/L	LOW LEVEL
M/L	MIDDLE LEVEL
T/A	TO ABOVE
F/A	FROM ABOVE
T/B	TO BELOW
F/B	FROM BELOW
T TO B	TOP TO BOTTOM
L TO R	LEFT TO RIGHT
HWP	HOT WATER PIPE
CWP	COLD WATER PIPE
PWP	POTABLE WATER PIPE
FWP	FLUSHING WATER PIPE

24/NOV/02 15:43:07 HSK & KNY 9706 VHP (16-01)-TPY10MAY02PART-60-63 10-5 2002 VADP 79 11

PROPOSER'S DEVELOPMENT
IN K.L.I. 11070
HUNG HOM BAY RECLAMATION AREA, K.L.N.

Job No. KNY9706

Drawing Title: FLAT C, D, H & J PLUMBING LAYOUT PLAN

Scale: 1:50

Date Drawn: 29/08/01

Drawn By: [Signature]

Checked By: [Signature]

Approved By: [Signature]

Date: [Date]

(1) In the net area drawing, figures of dimensions are to be followed, and other remarks shall be noted immediately. If any discrepancy is found therein, the architect shall be notified immediately.

(2) This drawing shall not be used for construction purposes unless otherwise stated. The contractor shall verify all dimensions of work.

Rev.	Prop.	Checkd.	Appr'd.
1	MSK	YCL	YCL
2	WH	YC	MH
3	MH	YC	MH
4	MH	ANC	RK
5	MH	ANC	RK
6	MH	ANC	RK

F.S.D. Ref.

21/03/02 EIGHTH ISSUE FOR LANDS DEPT.

28/06/01 SEVENTH ISSUE FOR LANDS DEPT.

15/01/01 SIXTH ISSUE FOR LANDS DEPT.

30/02/01 FIFTH ISSUE FOR LANDS DEPT.

17/01/00 FOURTH ISSUE FOR LANDS DEPT.

Approved for Dispatch/Construction

Dr. Rev. No. _____

Approved By: _____

Date: _____

Approved for Dispatch/Construction

Dr. Rev. No. _____

Approved By: _____

Date: _____

SYMBOL



DESCRIPTION

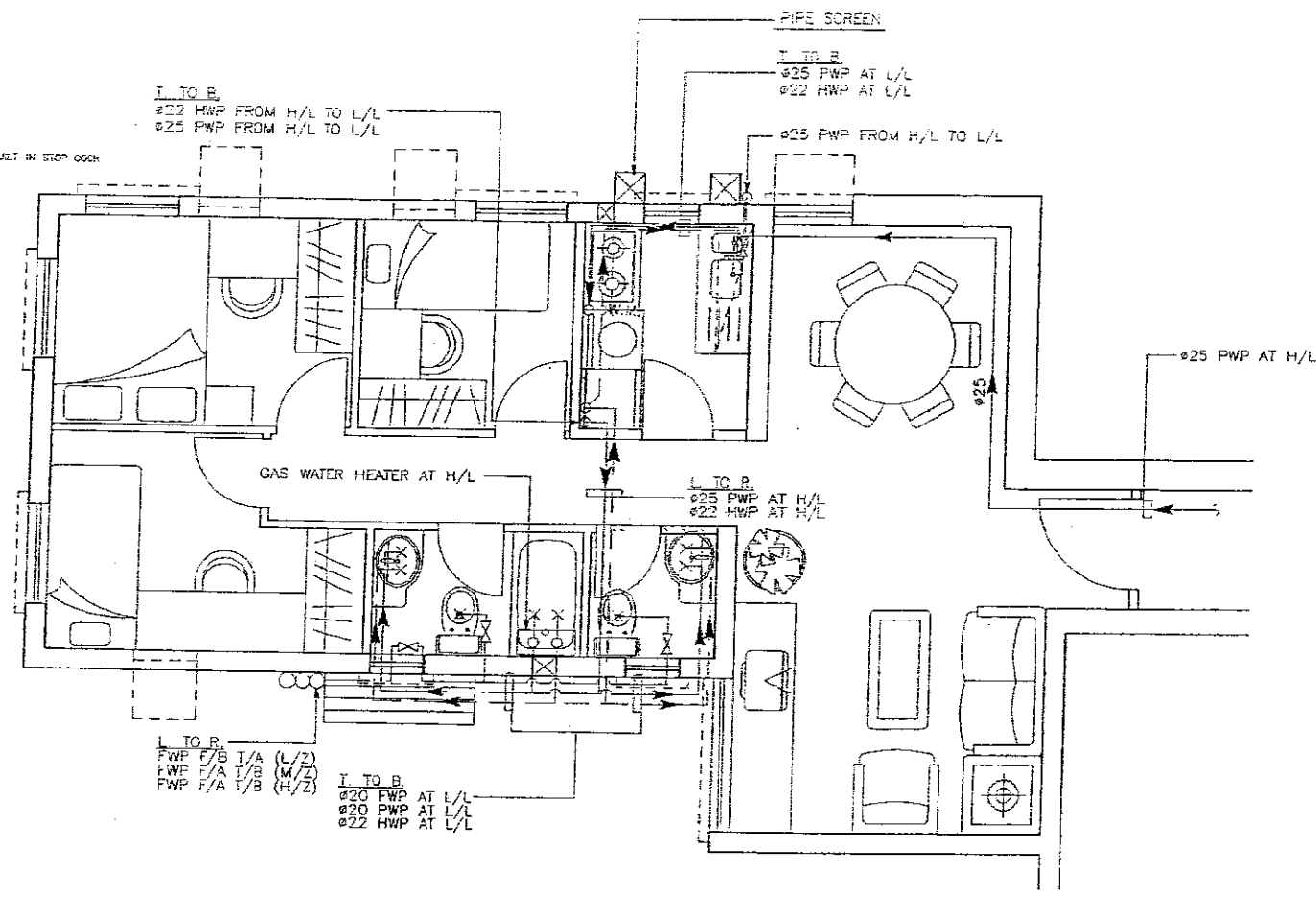
- POTABLE WATER PIPE
- FLUSHING WATER PIPE
- HOT WATER PIPE
- WASH BASIN
- WATER CLOSET
- SINK
- BATH
- GATE VALVE
- WATER TAP
- INSTANTANEOUS TOWN GAS WATER HEATER WITH BUILT-IN STOP COCK

ABBREVIATION

- H/L HIGH LEVEL
- L/L LOW LEVEL
- M/L MIDDLE LEVEL
- T/A TO ABOVE
- F/A FROM ABOVE
- T/B TO BELOW
- F/B FROM BELOW
- T. TO B. TOP TO BOTTOM
- L. TO R. LEFT TO RIGHT
- HWP HOT WATER PIPE
- CWP COLD WATER PIPE
- PWP POTABLE WATER PIPE
- FWP FLUSHING WATER PIPE

DESCRIPTION

- H/L HIGH LEVEL
- L/L LOW LEVEL
- M/L MIDDLE LEVEL
- T/A TO ABOVE
- F/A FROM ABOVE
- T/B TO BELOW
- F/B FROM BELOW
- T. TO B. TOP TO BOTTOM
- L. TO R. LEFT TO RIGHT
- HWP HOT WATER PIPE
- CWP COLD WATER PIPE
- PWP POTABLE WATER PIPE
- FWP FLUSHING WATER PIPE



FLAT B & G PLUMBING LAYOUT PLAN

27MAY02 16:54:28 HSK K:\M19706\MLP\16-01-02\101AY02\MLP-60-65 10-5-2002\AGB-MI-63

PROPOSED PSPS DEVELOPMENT
HUNG HOM BAY RECLAMATION AREA, KLN
FLAT B & G PLUMBING LAYOUT PLAN

B.D. Ref.	F.S.D. Ref.
A7 25.06.01	MSK 1
A6 15.01.01	MSK 1
A5 30.12.00	MSK 1
A4 7.9.00	MSK 1

Job No.	KN19706
Date Drawn	28/06/01
Scale	1:50
Author	AGB
Checked	AGB
Drawn	AGB
Rev. No.	1
Rev. Desc.	

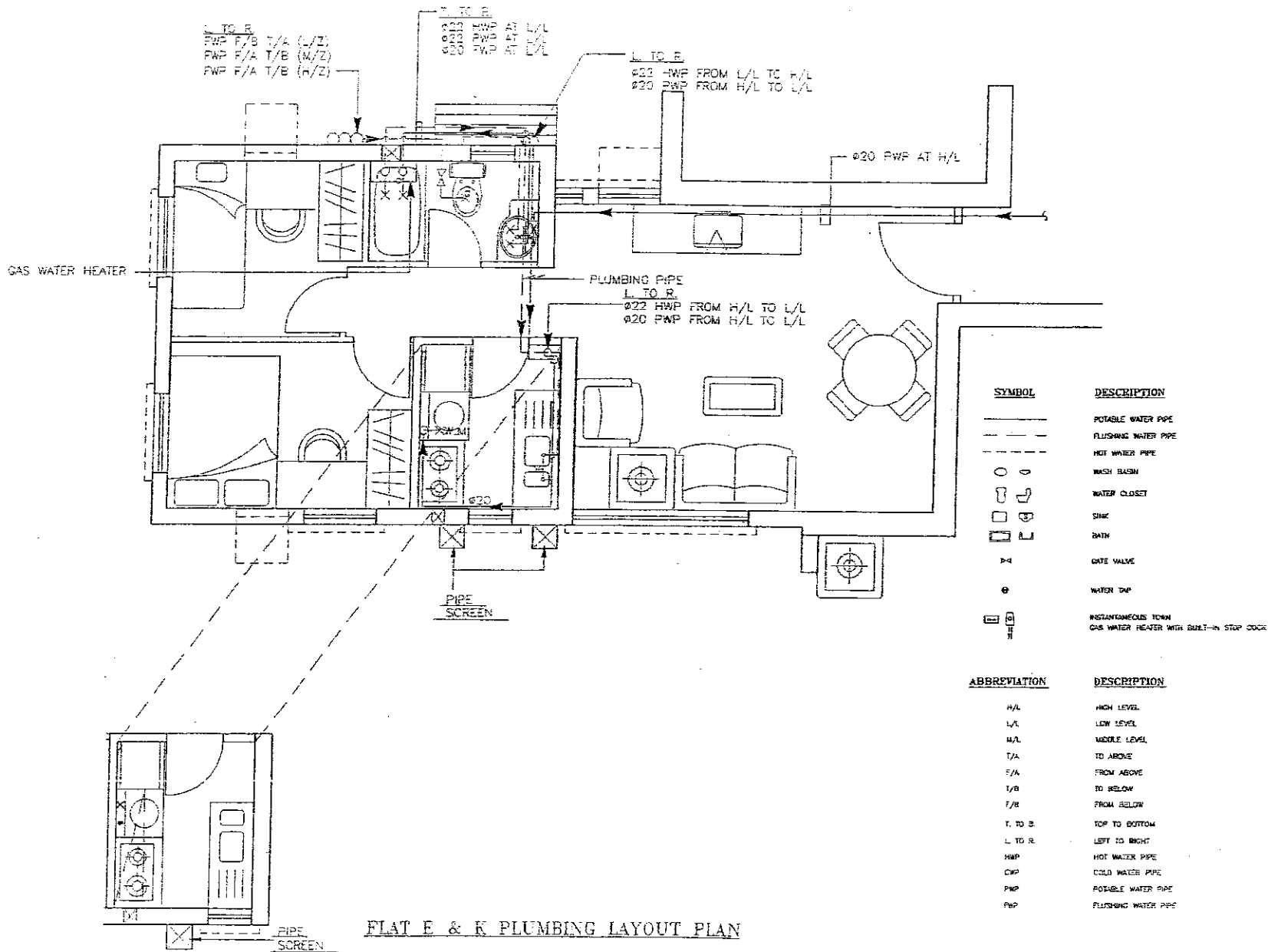
(1) Do not scale drawing. Plural dimensions are to be followed. Read drawings in conjunction with all other sheets of this set. The architect shall be notified immediately if any discrepancy is found. (2) This drawing shall not be used for construction purposes unless otherwise specified. The contractor shall verify all measurements on site prior to commencement of work.

Issue No.	Date	Description	Drawn	Checked	Approved
1			AGB	AGB	AGB

HO & PARTNERS ARCHITECTS
 101, 102, 103, 104, 105, 106, 107, 108, 109, 110, 111, 112, 113, 114, 115, 116, 117, 118, 119, 120, 121, 122, 123, 124, 125, 126, 127, 128, 129, 130, 131, 132, 133, 134, 135, 136, 137, 138, 139, 140, 141, 142, 143, 144, 145, 146, 147, 148, 149, 150, 151, 152, 153, 154, 155, 156, 157, 158, 159, 160, 161, 162, 163, 164, 165, 166, 167, 168, 169, 170, 171, 172, 173, 174, 175, 176, 177, 178, 179, 180, 181, 182, 183, 184, 185, 186, 187, 188, 189, 190, 191, 192, 193, 194, 195, 196, 197, 198, 199, 200, 201, 202, 203, 204, 205, 206, 207, 208, 209, 210, 211, 212, 213, 214, 215, 216, 217, 218, 219, 220, 221, 222, 223, 224, 225, 226, 227, 228, 229, 230, 231, 232, 233, 234, 235, 236, 237, 238, 239, 240, 241, 242, 243, 244, 245, 246, 247, 248, 249, 250, 251, 252, 253, 254, 255, 256, 257, 258, 259, 260, 261, 262, 263, 264, 265, 266, 267, 268, 269, 270, 271, 272, 273, 274, 275, 276, 277, 278, 279, 280, 281, 282, 283, 284, 285, 286, 287, 288, 289, 290, 291, 292, 293, 294, 295, 296, 297, 298, 299, 300, 301, 302, 303, 304, 305, 306, 307, 308, 309, 310, 311, 312, 313, 314, 315, 316, 317, 318, 319, 320, 321, 322, 323, 324, 325, 326, 327, 328, 329, 330, 331, 332, 333, 334, 335, 336, 337, 338, 339, 340, 341, 342, 343, 344, 345, 346, 347, 348, 349, 350, 351, 352, 353, 354, 355, 356, 357, 358, 359, 360, 361, 362, 363, 364, 365, 366, 367, 368, 369, 370, 371, 372, 373, 374, 375, 376, 377, 378, 379, 380, 381, 382, 383, 384, 385, 386, 387, 388, 389, 390, 391, 392, 393, 394, 395, 396, 397, 398, 399, 400, 401, 402, 403, 404, 405, 406, 407, 408, 409, 410, 411, 412, 413, 414, 415, 416, 417, 418, 419, 420, 421, 422, 423, 424, 425, 426, 427, 428, 429, 430, 431, 432, 433, 434, 435, 436, 437, 438, 439, 440, 441, 442, 443, 444, 445, 446, 447, 448, 449, 450, 451, 452, 453, 454, 455, 456, 457, 458, 459, 460, 461, 462, 463, 464, 465, 466, 467, 468, 469, 470, 471, 472, 473, 474, 475, 476, 477, 478, 479, 480, 481, 482, 483, 484, 485, 486, 487, 488, 489, 490, 491, 492, 493, 494, 495, 496, 497, 498, 499, 500, 501, 502, 503, 504, 505, 506, 507, 508, 509, 510, 511, 512, 513, 514, 515, 516, 517, 518, 519, 520, 521, 522, 523, 524, 525, 526, 527, 528, 529, 530, 531, 532, 533, 534, 535, 536, 537, 538, 539, 540, 541, 542, 543, 544, 545, 546, 547, 548, 549, 550, 551, 552, 553, 554, 555, 556, 557, 558, 559, 560, 561, 562, 563, 564, 565, 566, 567, 568, 569, 570, 571, 572, 573, 574, 575, 576, 577, 578, 579, 580, 581, 582, 583, 584, 585, 586, 587, 588, 589, 590, 591, 592, 593, 594, 595, 596, 597, 598, 599, 600, 601, 602, 603, 604, 605, 606, 607, 608, 609, 610, 611, 612, 613, 614, 615, 616, 617, 618, 619, 620, 621, 622, 623, 624, 625, 626, 627, 628, 629, 630, 631, 632, 633, 634, 635, 636, 637, 638, 639, 640, 641, 642, 643, 644, 645, 646, 647, 648, 649, 650, 651, 652, 653, 654, 655, 656, 657, 658, 659, 660, 661, 662, 663, 664, 665, 666, 667, 668, 669, 670, 671, 672, 673, 674, 675, 676, 677, 678, 679, 680, 681, 682, 683, 684, 685, 686, 687, 688, 689, 690, 691, 692, 693, 694, 695, 696, 697, 698, 699, 700, 701, 702, 703, 704, 705, 706, 707, 708, 709, 710, 711, 712, 713, 714, 715, 716, 717, 718, 719, 720, 721, 722, 723, 724, 725, 726, 727, 728, 729, 730, 731, 732, 733, 734, 735, 736, 737, 738, 739, 740, 741, 742, 743, 744, 745, 746, 747, 748, 749, 750, 751, 752, 753, 754, 755, 756, 757, 758, 759, 760, 761, 762, 763, 764, 765, 766, 767, 768, 769, 770, 771, 772, 773, 774, 775, 776, 777, 778, 779, 780, 781, 782, 783, 784, 785, 786, 787, 788, 789, 790, 791, 792, 793, 794, 795, 796, 797, 798, 799, 800, 801, 802, 803, 804, 805, 806, 807, 808, 809, 810, 811, 812, 813, 814, 815, 816, 817, 818, 819, 820, 821, 822, 823, 824, 825, 826, 827, 828, 829, 830, 831, 832, 833, 834, 835, 836, 837, 838, 839, 840, 841, 842, 843, 844, 845, 846, 847, 848, 849, 850, 851, 852, 853, 854, 855, 856, 857, 858, 859, 860, 861, 862, 863, 864, 865, 866, 867, 868, 869, 870, 871, 872, 873, 874, 875, 876, 877, 878, 879, 880, 881, 882, 883, 884, 885, 886, 887, 888, 889, 890, 891, 892, 893, 894, 895, 896, 897, 898, 899, 900, 901, 902, 903, 904, 905, 906, 907, 908, 909, 910, 911, 912, 913, 914, 915, 916, 917, 918, 919, 920, 921, 922, 923, 924, 925, 926, 927, 928, 929, 930, 931, 932, 933, 934, 935, 936, 937, 938, 939, 940, 941, 942, 943, 944, 945, 946, 947, 948, 949, 950, 951, 952, 953, 954, 955, 956, 957, 958, 959, 960, 961, 962, 963, 964, 965, 966, 967, 968, 969, 970, 971, 972, 973, 974, 975, 976, 977, 978, 979, 980, 981, 982, 983, 984, 985, 986, 987, 988, 989, 990, 991, 992, 993, 994, 995, 996, 997, 998, 999, 1000.

Approved for Dispatch/Construction
 Eng. No. No.
 Approved By: [Signature]
 Date: [Date]

(1) The copyright of this schedule / drawing remains with the Architect. It is to be used only for the project for which it is prepared. It is to be reproduced in any form or by any means without the written permission from Ho & Partners Architects Engineers & Development Consultants Ltd.



FLAT E & K PLUMBING LAYOUT PLAN

PART PLAN FOR T4 & T5

- SYMBOL**
- POTABLE WATER PIPE
 - - - FLUSHING WATER PIPE
 - HOT WATER PIPE
 - WASH BASIN
 - WATER CLOSET
 - SINK
 - BATH
 - GATE VALVE
 - WATER TAP
 - INSTANTANEOUS TOWN GAS WATER HEATER WITH BUILT-IN STOP COCK
- ABBREVIATION**
- H/L HIGH LEVEL
 - L/L LOW LEVEL
 - M/L MIDDLE LEVEL
 - T/A TO ABOVE
 - F/A FROM ABOVE
 - T/B TO BELOW
 - F/B FROM BELOW
 - T. TO B. TOP TO BOTTOM
 - L. TO R. LEFT TO RIGHT
 - HWP HOT WATER PIPE
 - CWP COLD WATER PIPE
 - PWP POTABLE WATER PIPE
 - FWP FLUSHING WATER PIPE

(1) Do not scale drawing. Floor dimensions are to be taken with the drawing in conjunction with other relevant drawings and specifications. If any discrepancy is found, the contractor shall verify all dimensions on site prior to commencement of work.

24 MAY 02 17:43:6 MSK & NHT9706.VL(1)6-01-02\10MAY02\MLP-GG-05 10-3-2000\4GR-PL-CA

PAINTERS ARCHITECTS
CONSULTANTS & CONTRACTORS

Approved for Dispatch/Construction
Prep. Rev. No. _____
Approved By: _____
Date: _____
Signed: _____

The copyright of this schedule / drawing remains with the architect. It shall not be reproduced in any form or by any means without the written permission from Jio & Partners Architects Engineers & Development Consultants Ltd.

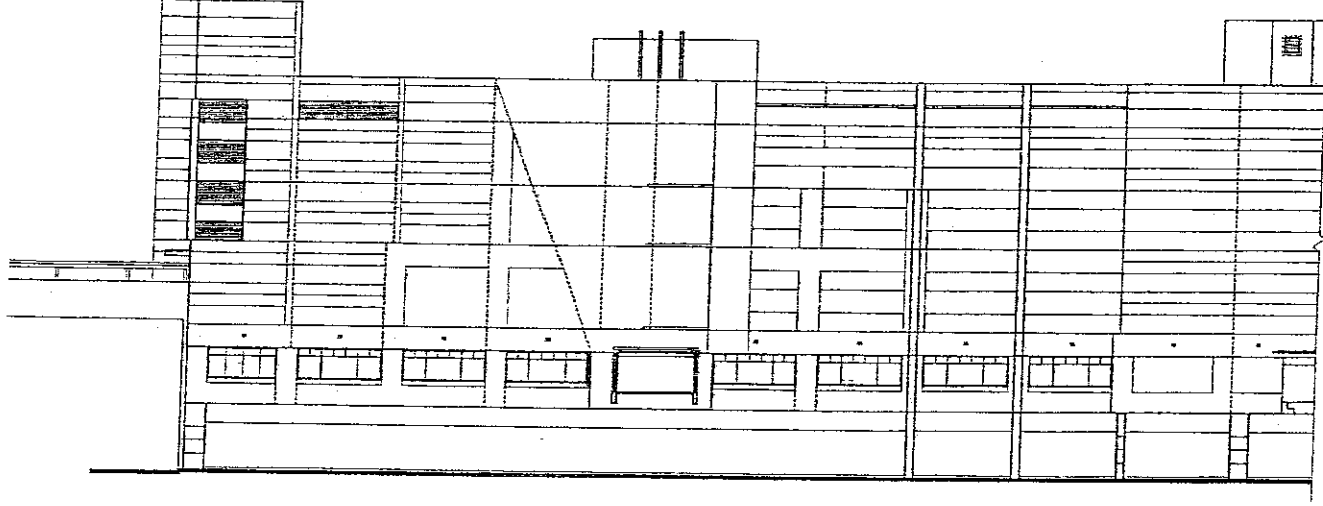
Job Title: **PROPOSED PSPS DEVELOPMENT IN KILL 11076 HUNG HOM BAY, RECLAMATION AREA, KIN**
Job No. **KNT9706**
Drawing Title: **FLAT E & K PLUMBING LAYOUT PLAN**

Scale: 1 : 50 Date Drawn: 29/09/01

REVISION	DATE	BY	CHKD BY	APP'D BY
1	29/09/01	MSK	NHT	JAC
2	29/09/01	NHT	JAC	JAC
3	29/09/01	NHT	JAC	JAC
4	29/09/01	NHT	JAC	JAC
5	29/09/01	NHT	JAC	JAC
6	29/09/01	NHT	JAC	JAC
7	29/09/01	NHT	JAC	JAC
8	29/09/01	NHT	JAC	JAC
9	29/09/01	NHT	JAC	JAC
10	29/09/01	NHT	JAC	JAC


AOB-ML-64

ELEVATION A (COMMERCIAL/CARPARK BLOCK)

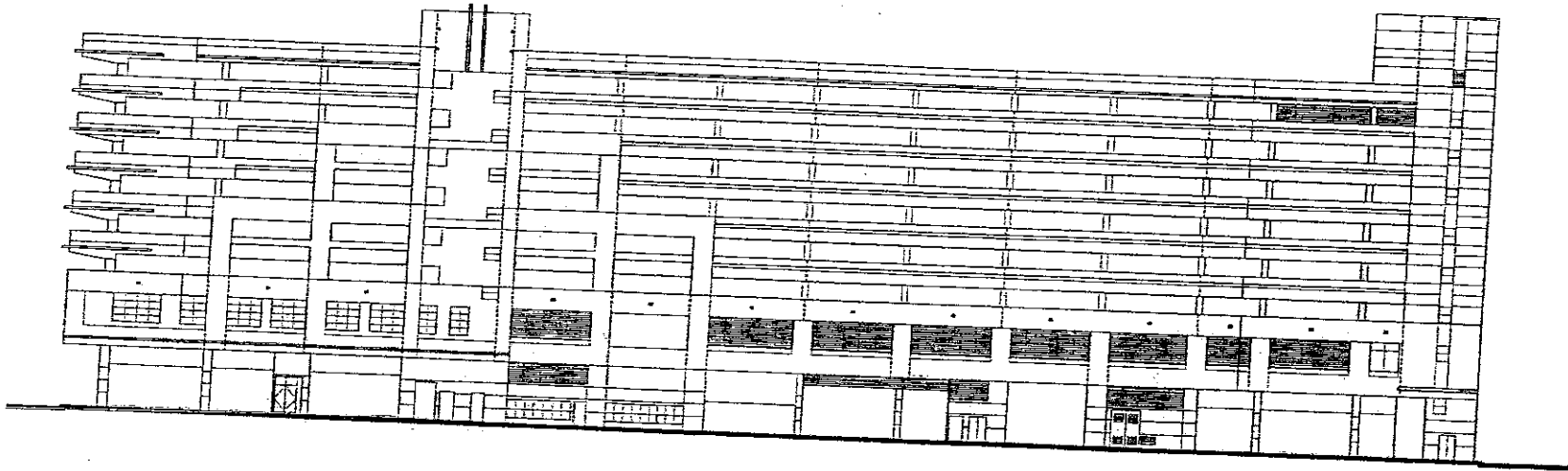


24 MAY 2016 16:18:17 MSK E:\KNT19706\M1.P116-01-1P\VAIR-ML-6649

Ref.	F.S.D. Ref.								
21.05.02	EIGHTH ISSUE FOR LANDS DEPT.	MSK	WC	WMA					
15.01.01	SIXTH ISSUE FOR LANDS DEPT.	MN	WG	MN					
Date	Particulars	Drawn	Checked	Approved					
Job Title PROPOSED PSP'S DEVELOPMENT IN KUNGLING HON TAY RECLAMATION AREA, KIN HUNG TAY (COMMERCIAL/CARPARK BLOCK)					Job No. KNT19706				
Drawing Title ELEVATION A (COMMERCIAL/CARPARK BLOCK)					Date Drawn 15/01/2001				
Scale 1 : 400					Drawing No. AGB-ML-66				
(1) Do not scale drawing. Figure dimensions are to be followed. Read other relevant drawings and specifications. If any discrepancy is found therein, the architect shall be notified immediately.					(2) This drawing shall not be used for construction purposes unless otherwise indicated on site. Prior to commencement of work, dimensions on site shall verify all dimensions on drawing.				
ARCHITECTURAL - STRUCTURAL Drawn by: MN Checked by: WG Date: 15/01/2001					Date Issued: 15/01/2001 Issued by: MN Checked by: WG				
Approved for Dispatch/Construction Date: _____ By: _____					Approved By: _____ Date: _____				
The receipt of this schedule / drawing remains with the architect, for part of this release / drawing to be reproduced in any form or by any means without the written permission from Ho & Partners Architects.									



ELEVATION C (COMMERCIAL/CARPARK BLOCK)



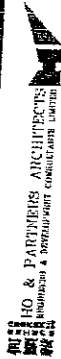
24MAY02 16:19:04 MSK K: XMT9/TKWH/PA16-01-03/AGU-HL-66/AB

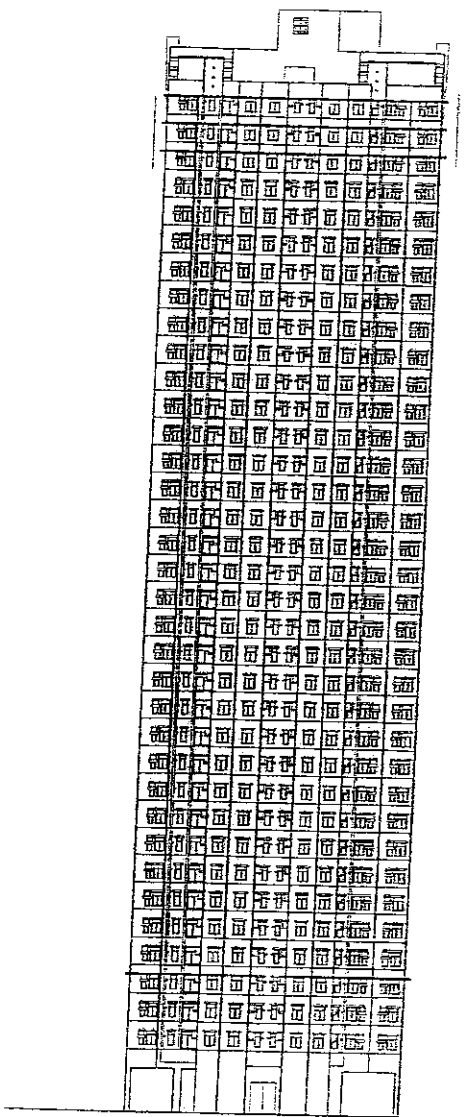

Job Title: PROPOSED ASP'S DEVELOPMENT
IN K.L.L. 1076
HUNG HOM BAY, RECLAMATION AREA/KLN
Drawing Title: ELEVATION C (COMMERCIAL/CARPARK BLOCK)

D. Ref.	F.S.D. Ref.	Date	Particulars	Drawn	Checked	Approved
21.08.02	EIGHTH ISSUE FOR LANDS DEPT.	MSK	MC	NH	NH	
15.01.01	SIXTH ISSUE FOR LANDS DEPT.	MSK	MC	NH	NH	

Scale: 1 : 400
Date Drawn: 16/01/2001
Architectural: []
Structural: []
Mechanical: []
Electrical: []
Plumbing: []
Civil: []
Landscape: []
Other: []
Drawing No. AGB-MI-660

Approved for Dispatch/Construction
By: _____
Date: _____
Approved By: _____
Date: _____
The copyright of this schedule / drawing remains with the Architect. No part of this schedule / drawing may be reproduced in any form or by any means without the written permission of the Architect.





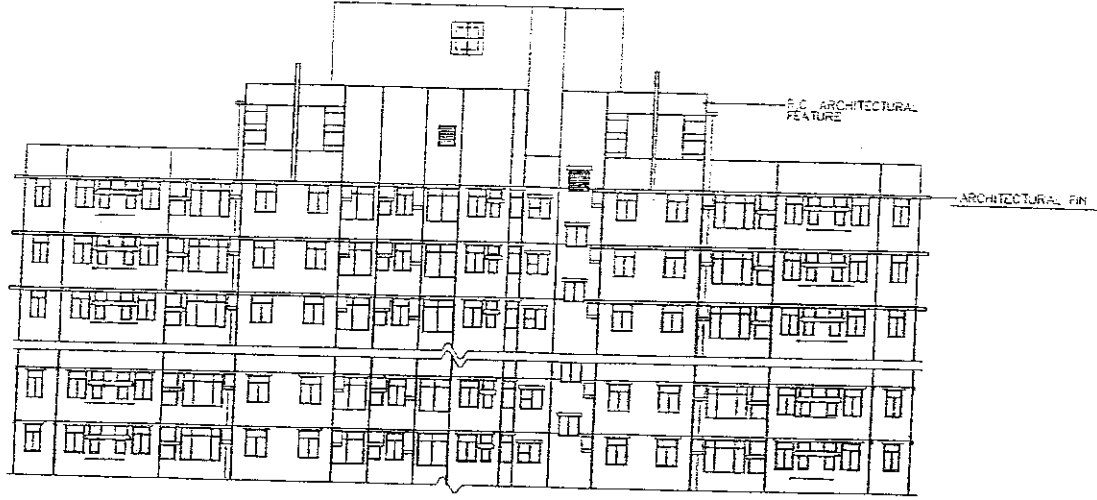
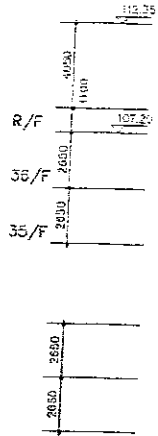
ELEVATION (DOMESTIC TOWER)

24 MAY 2016 21:42 NSK K0 XN1970KMLP16-01-02VAGB-ML-67

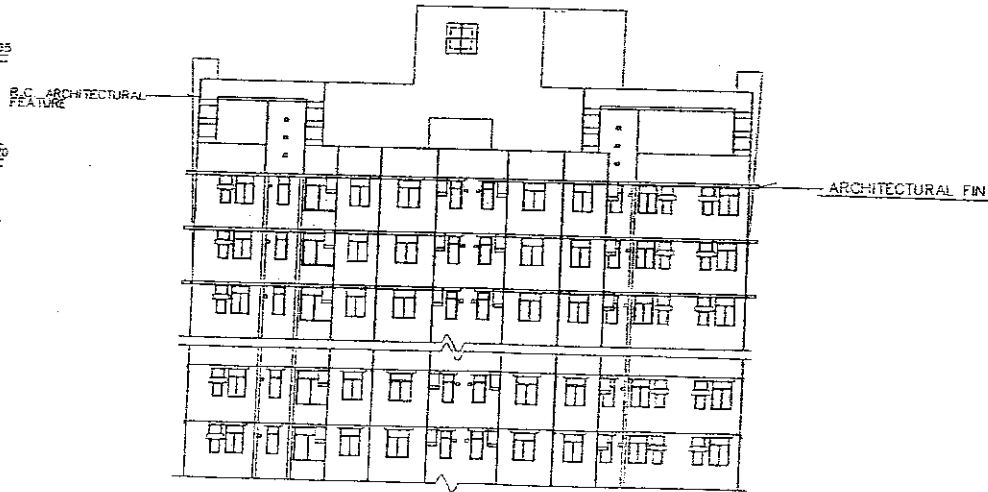
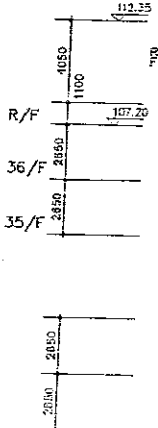
D. Ref.	F.S.D. Ref.	Job Title PROPOSED RSPS DEVELOPMENT IN K.L.L. 11076 HUNG HON BAY, RECLAMATION AREA, KLN	Job No. KN19706							
21.05.02	EIGHTH ISSUE FOR LANDS DEPT.	Drawing Title ELEVATION (DOMESTIC TOWER)	Scale 1:1,500							
15.01.01	SIXTH ISSUE FOR LANDS DEPT.	<p>(1) Do not take design, typical dimensions or to be used in the drawing in construction with other relevant drawings and specifications if any discrepancy is found there.</p> <p>(2) This drawing shall not be used for any other purpose unless otherwise certified. Use with care and verify all dimensions on site prior to commencement of work.</p>	<p>DATE DRAWN: 15/01/2001</p> <p>DATE CHECKED: 15/01/2001</p> <p>DATE ISSUED: 15/01/2001</p> <p>DATE REVISION: 15/01/2001</p> <p>DATE APPROVED: 15/01/2001</p>							
1.01.01	First Issue	<table border="1"> <tr> <td>MN</td> <td>WC</td> <td>NH</td> <td>AM</td> <td>AZ</td> <td>A3</td> <td>A5</td> </tr> </table>	MN	WC	NH	AM	AZ	A3	A5	<p>Approval for Dispatch/Construction</p> <p>Eng. No.:</p> <p>Approved By:</p> <p>Date:</p>
MN	WC	NH	AM	AZ	A3	A5				
1.01.01	First Issue	<p>(1) The copyright of this schedule / drawing remains with the draughtsman / draughting firm. It shall not be used for any other purpose without the written consent of the draughtsman / draughting firm.</p>	<p>AGB-ML-67</p>							



HOO & PARTNERS ARCHITECTS
CONSULTANTS & PROJECT MANAGERS LIMITED



FRONT ELEVATION



SIDE ELEVATION

DOMESTIC TOWER FRONT & SIDE ELEVATIONS

24 MAY 2002 16:21:05 MSK K: KNT9706 VML P\16-01-02\ACU-D-68

Job Title: **PROPOSED PSPS DEVELOPMENT IN KILL 11076 HUNG HOK BAY, RECLAMATION AREA, KIN**
 Job No: **KNT9706**
 Drawing Title: **DOMESTIC TOWER FRONT & SIDE ELEVATIONS**

Scale: **1:250** Date Drawn: **15/01/2001**

REV	DESCRIPTION	DATE	BY	CHECKED	DATE
1	ISSUE FOR LANDS DEPT.		MSK/LC	WC	15/01/2001
2	SIXTH ISSUE FOR LANDS DEPT.		MSK/LC	MN	

EIGHTH ISSUE FOR LANDS DEPT.
 SIXTH ISSUE FOR LANDS DEPT.
 Final
 Drafting
 Drawn
 Checked
 Approved

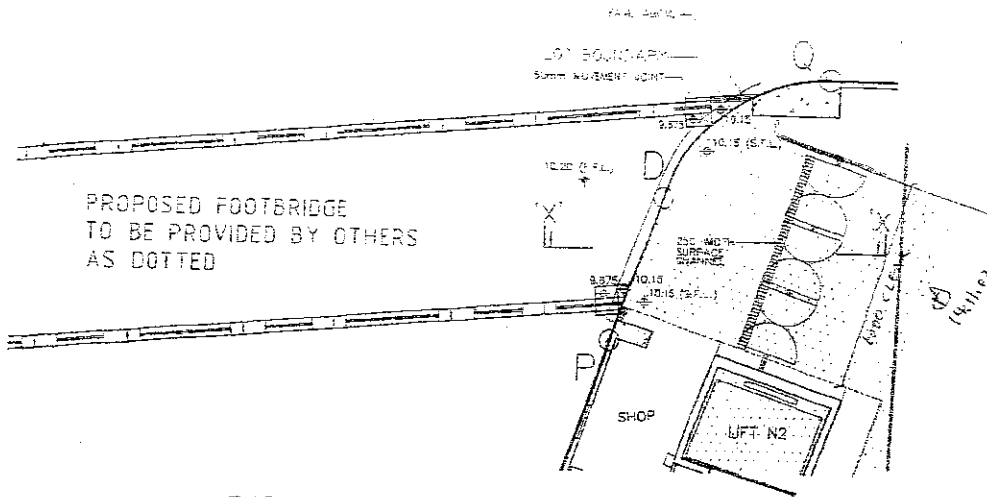
Approved for Disputely/Construction: _____
 Signature: _____
 Date: _____

Approved for Disputely/Construction: _____
 Signature: _____
 Date: _____

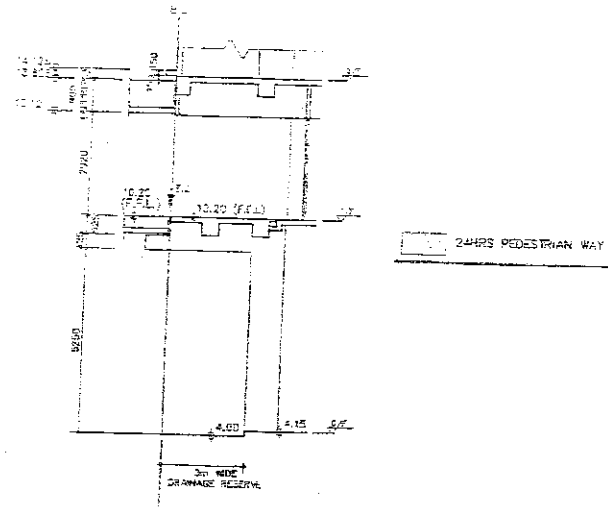
The copyright of this schedule of drawing remains with the Architect. No part of this schedule of drawing may be reproduced in any form or by any means without the written permission from Ho & Partners Architects.

HO & PARTNERS ARCHITECTS
 CONSULTANTS & DEVELOPMENT CONSULTING LIMITED

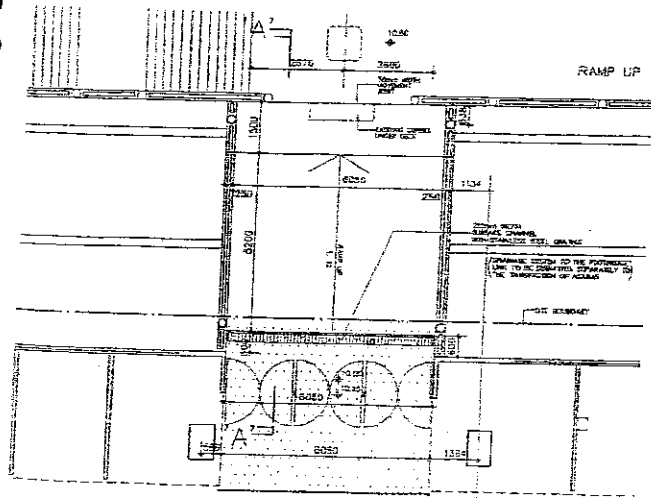
AGB-ML-68
 A1/A2/A3/A5



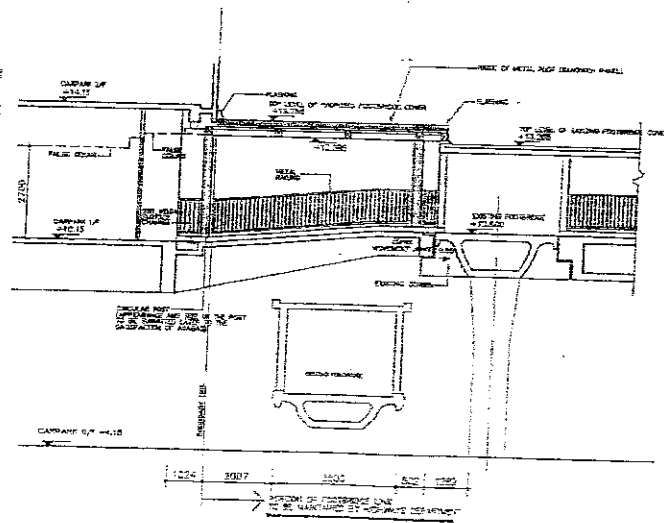
PART PLAN OF CARPARK/
COMMERCIAL BLOCK AT 1/F (FB1)
SCALE 1 : 150



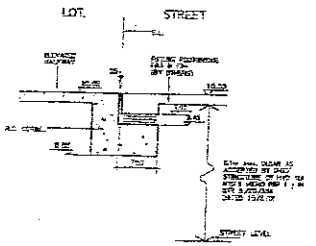
SECTION X-X
SCALE 1 : 150



PART PLAN OF CARPARK/
COMMERCIAL BLOCK AT 1/F (FB2)
SCALE 1 : 150



SECTION A-A
SCALE 1 : 150



FOOTBRIDGE SUPPORT DETAIL
(FB3 & FB4)
SCALE 1 : 100

DETAIL OF FOOTBRIDGE LINK & FOOTBRIDGE SUPPORT

25/01/02 20:53:12 IRI K:\KNT9706\MPL\16-01-02\AGB-ML-09

IO & PARTNERS ARCHITECTS
INCORPORATED & REGISTERED ARCHITECTS (LIMITED)

Approval for Dispatch/Construction
 Pre-Rev No. _____
 Approved By _____
 Date _____

Signature _____

The copyright of this schedule / drawing remains with the Architect. In any form or by any means, without the written permission of IO & Partners Architects Employee & Development Consultants Ltd.

PROPOSED PSPS DEVELOPMENT
 IN K.L.L. 11078
 LUNG HOK BAY RECLAMATION AREA, KLN

Job No. KNT9708
 Drawing Title: DETAIL OF FOOTBRIDGE LINK & FOOTBRIDGE SUPPORT

Scale: AS SHOWN
 Date Drawn: 29/09/01

DESIGNED BY	SK	CHECKED BY	SK
DRAWN BY	WJ	APPROVED BY	SK
DATE	29/09/01	DATE	29/09/01
PROJECT NO.	KNT9708	PROJECT NO.	KNT9708
DRAWING NO.	ACB-ML-08	DRAWING NO.	ACB-ML-08

(1) Do not scale drawings. Follow dimensions on to be followed. Read drawings in conjunction with all specifications. The architect shall be notified if any discrepancy is found therein. (2) This drawing must not be used for construction purposes unless otherwise certified. The contractor shall verify all measurements at site.

U.D. Ref.	F.S.D. Ref.	Issue	Checked	Approved
1		ISSUE	WJ	SK
2		SEVENTH ISSUE FOR LANDS DEPT.	WJ	SK
3		SIXTH ISSUE FOR LANDS DEPT.	WJ	SK
4		Final Issue	WJ	SK

ung Hom Bay Reclamation Area
I.L. 11076, Kowloon

andscape Proposal - Rev. E

For and on behalf of
FIRST SHAI DEVELOPMENT LIMITED
[Signature]

20/11/2012

III. DETAILS OF PROPOSED OUTDOOR STRUCTURE AND FURNITURE

A set of general landscape details and children play equipments as following list is attached in Appendix C illustrating the proposed details of the development including paving, lighting fixing and outdoor furniture:

Drawing No.	Size	Title
<u>MP-01 I</u>	A0	Landscape Master Plan
<u>MP-02 D</u>	A0	Lighting and Irrigation Plan
<u>7001 C</u>	A3	Artificial Granite Tile Planter Wall Detail (On Podium Deck)
7002 A	A3	Concrete Block Paving Detail (On grade)
7003 A	A3	Artificial Granite Tile Paving Detail
7004 B	A3	Washed Grano Paving Detail (For Car-park Rooftop)
7005 A	A3	Artificial Turf Detail (For Mini-golf Area)
7006 B	A3	Ball Court Paving Detail
7007 A	A3	Safety Mat Paving Detail (On Structure)
7008 B	A3	Safety Mat Paving Detail (On Grade)
7009 A	A3	Tennis Bollard Fixing Detail
7010 B	A3	Trellis Detail
7011 A	A3	Irrigation Point Detail (On Grade)
7012 A	A3	Irrigation Point Detail (On Structure)
7013 A	A3	Tennis Court Fencing Detail
7014 A	A3	Table Tennis Table Detail
<u>7015 B</u>	A3	Step Detail
7016 A	A3	Basketball Stand Detail (On Structure)
<u>7017 C</u>	A3	Light Pole Fixing Detail (On Structure)
7018 B	A3	Light Pole Fixing Detail (On Grade)
7019 A	A3	Litter Bin and Bench Detail
7020 B	A3	Children's Playground Key Plan
7021 A	A3	Children's Playground Area A Detail
7022 B	A3	Children's Playground Area B Detail
7023 A	A3	Children's Playground Area C Detail
7024 A	A3	Section of Parapet Wall / Peripheral Planter and Amphitheater
7025 A	A3	Washed Pebble Stone Paving Detail (On Structure)
7026	A3	Fitness Station Detail
7027	A3	Covered Play Area Key Plan
7028	A3	Covered Play Area Type - I Detail
7029	A3	Covered Play Area Type - II Detail
7030	A3	Covered Play Area Type - III Detail
7031	A3	Chess Table Detail
<u>7032 A</u>	A3	Railing Detail (For Parapet Wall)
<u>7033 B</u>	A3	Lighting Detail A
7034 B	A3	Lighting Detail B
7035	A3	Basketball Court Detail

7036	A3	Tennis Court Detail
7037	A3	Children's Playground Safety Margin Detail
7038	A3	Fitness Station / Covered Play Area Safety Margin Detail
7039	A3	Color Concrete Paving Detail
7040	A3	Lawn Detail (On Grade)
7041	A3	Typical Curb Detail at Planting Area
7042	A3	Curb Detail For Mini-Golf Area (On Structure)
7043	A3	Feature Paving Detail I at E.V.A.
7044	A3	Feature Paving Detail II at E.V.A.
7045 A	A3	Expansion Joint Detail
7046 A	A3	Expansion Joint Detail (Washed Grano Paving)
7047 A	A3	Expansion Joint Detail (Washed Pebble Stone)
<u>7048</u>	A3	Typical Paving Pattern (For Driveway)
<u>7049</u>	A3	Feature Paving Type I Paving Pattern Detail
<u>7050</u>	A3	Typical Paving Pattern (For E.V.A.)
<u>7051</u>	A3	Feature Paving Pattern at Lobby Entrance

Please note that the Architect's Detail Drawings are attached in Appendix E.

IV. THE PROPOSED OUTDOOR RECREATIONAL FACILITIES ARE AS FOLLOWS:

For detail of children playground refer:

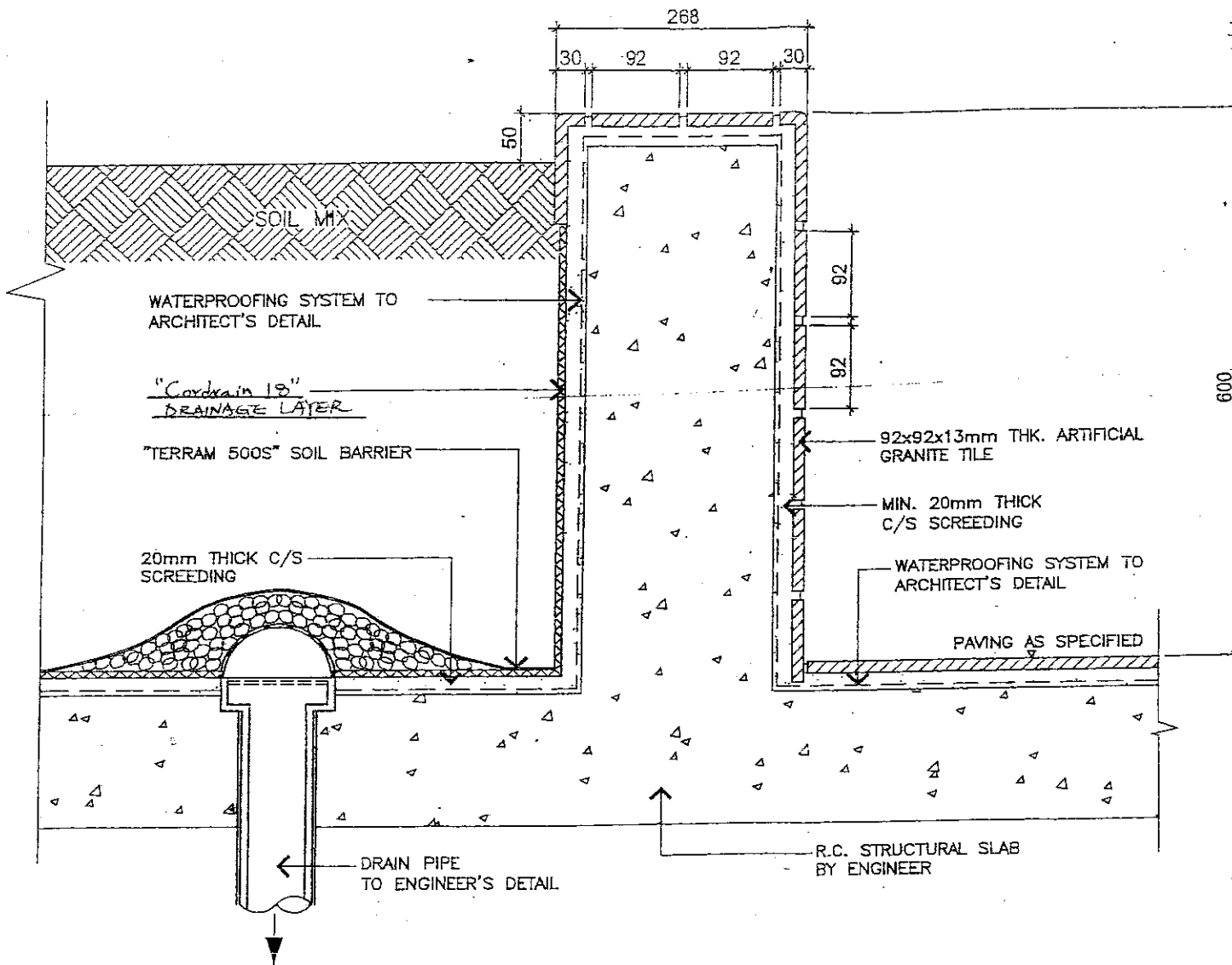
Drawing No.	Size	Title
7020 B	A3	Children's Playground Key Plan
7021 A	A3	Children's Playground Area A Detail
7022 B	A3	Children's Playground Area B Detail
7023 A	A3	Children's Playground Area C Detail

For detail of fitness station and covered play area refer:

Drawing No.	Size	Title
7026	A3	Fitness Station Detail
7027	A3	Covered Play Area Key Plan
7028	A3	Covered Play Area Type - I Detail
7029	A3	Covered Play Area Type - II Detail
7030	A3	Covered Play Area Type - III Detail

V. DETAILS OF MAINTENANCE SCHEME

The proposed details of the *General Soft Landscape Maintenance Scheme* is as attached in Appendix D.



1 ARTIFICIAL GRANITE TILE PLANTER WALL DETAIL (ON PODIUM DECK) 1:5 SECTION

This drawing is not valid for construction or other purposes unless expressly certified.

- Notes:
1. This drawing and design are copyright and no portion may be reproduced without the permission of the Landscape Architects.
 2. Do not scale. Use written dimensions or grid lines only. Measurements to existing work to be checked on site.
 3. Report all omissions to the Landscape Architects.
 4. This drawing is to be read in conjunction with the Specifications and Conditions of Contract.
 5. Drawings not showing the last revision are to be cancelled.

- REVISIONS:
- | No. | Date | Description | Drawn by | Checked by |
|-----|--------|------------------------|----------|------------|
| A | FEB/01 | GEN. REV. | VC | AC |
| B | MAR/01 | GEN. REV. | VC | AC |
| C | JUN/02 | DRAINAGE LAYER CHANGED | WLC | |

No.	Date	Description	Drawn by	Checked by
A	FEB/01	GEN. REV.	VC	AC
B	MAR/01	GEN. REV.	VC	AC
C	JUN/02	DRAINAGE LAYER CHANGED	WLC	

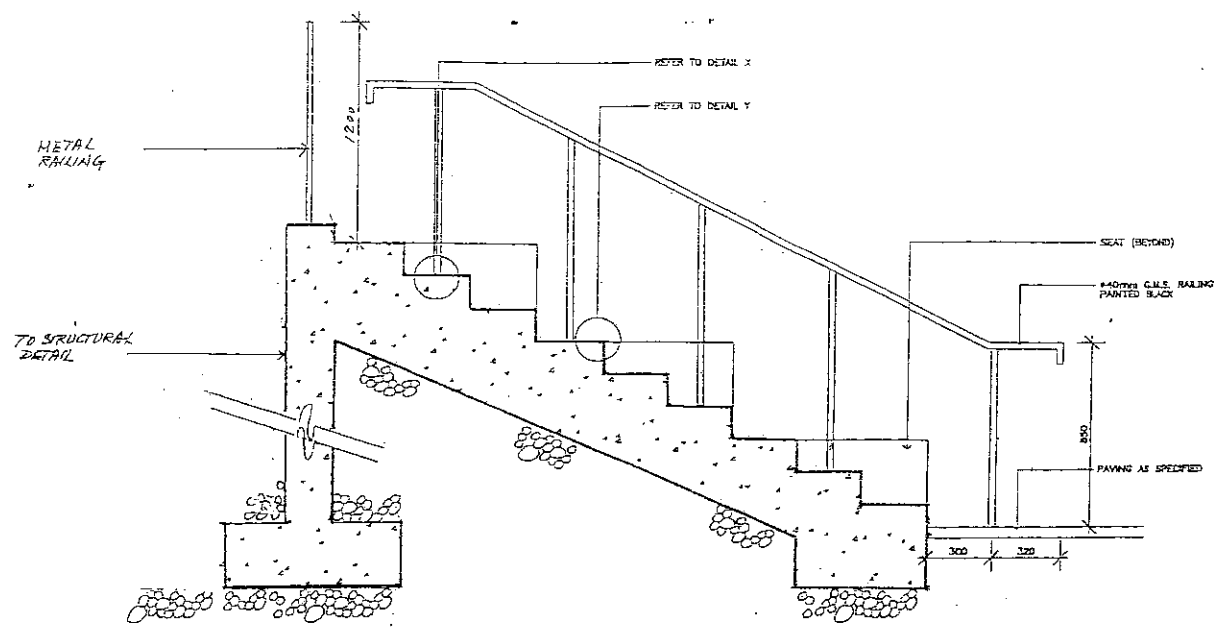
earthasia ltd.
LANDSCAPE ARCHITECTS & ENVIRONMENTAL PLANNERS
200-202, Queen's Road, 410 King's Road, West, H.K.
Tel: 2622-0880 Fax: 2622-7888

Project:
HUNG HOM BAY
RECLAMATION AREA K.I.L.
11075 KOWLOON (P.S.P.S.)

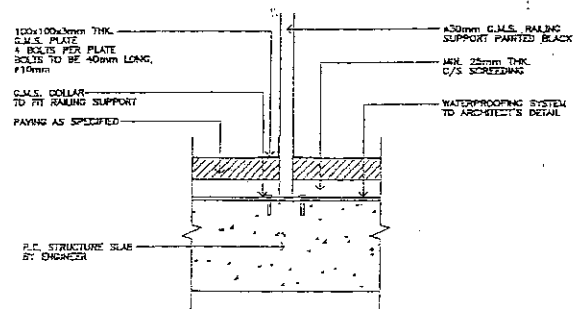
Drawn by: VC
Checked by: AC
Date: JUL 2000
Scale: 1:5
Drawing Title:

ARTIFICIAL GRANITE TILE PLANTER WALL DETAIL (ON PODIUM DECK)

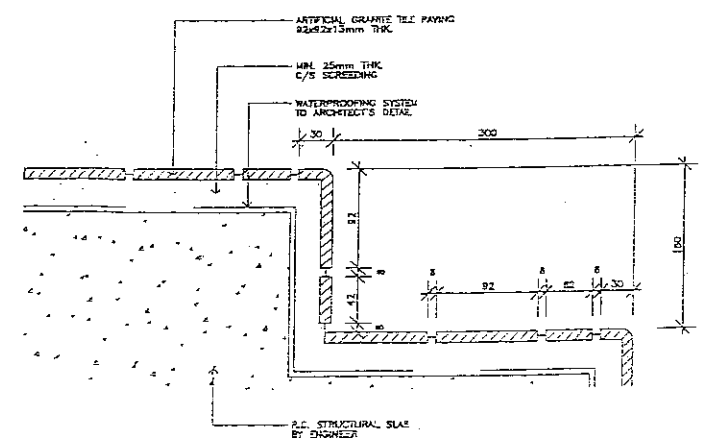
Project Number: 14499
Drawing Number: 7001
Revision: C



① STEPS DETAIL (AMPHITHEATER) SECTION 1:25



④ RAILING FIXING DETAIL SECTION 1:5



⑤ ARTIFICIAL GRANITE TILE PAVING (FOR STEPS) SECTION 1:5

This drawing is not made for construction or other purposes unless otherwise certified.

- Notes:
1. This drawing and design are copyright and no portion may be reproduced without the permission of the Landscape Architects.
 2. In all scales, the written dimensions or grid lines only Measurements in existing work or as situated on site.
 3. Report all dimensions to the Landscape Architects.
 4. This drawing is to be read in conjunction with the Specification and Condition of Contract.
 5. Drawings not showing the total revision are to be completed.

- 注意:
1. 此圖紙及設計均屬版權所有，未經人士同意，不得复制或再行刊印。
 2. 所有圖紙尺寸均應以圖紙所註之尺寸為準，如現場與圖紙不符，應以圖紙為準。
 3. 圖紙上所註之尺寸均應以圖紙所註之尺寸為準。
 4. 此圖紙應與合約之規格及條件一併閱讀。
 5. 圖紙未顯示之修訂，應予補正。

Rev.	Date	Description	Drawn by	Checked by
A	JUL / 01	GEN. REV.	V.C.	A.C.

earthasia Hd.
LANDSCAPE ARCHITECTS & ENVIRONMENTAL PLANNERS

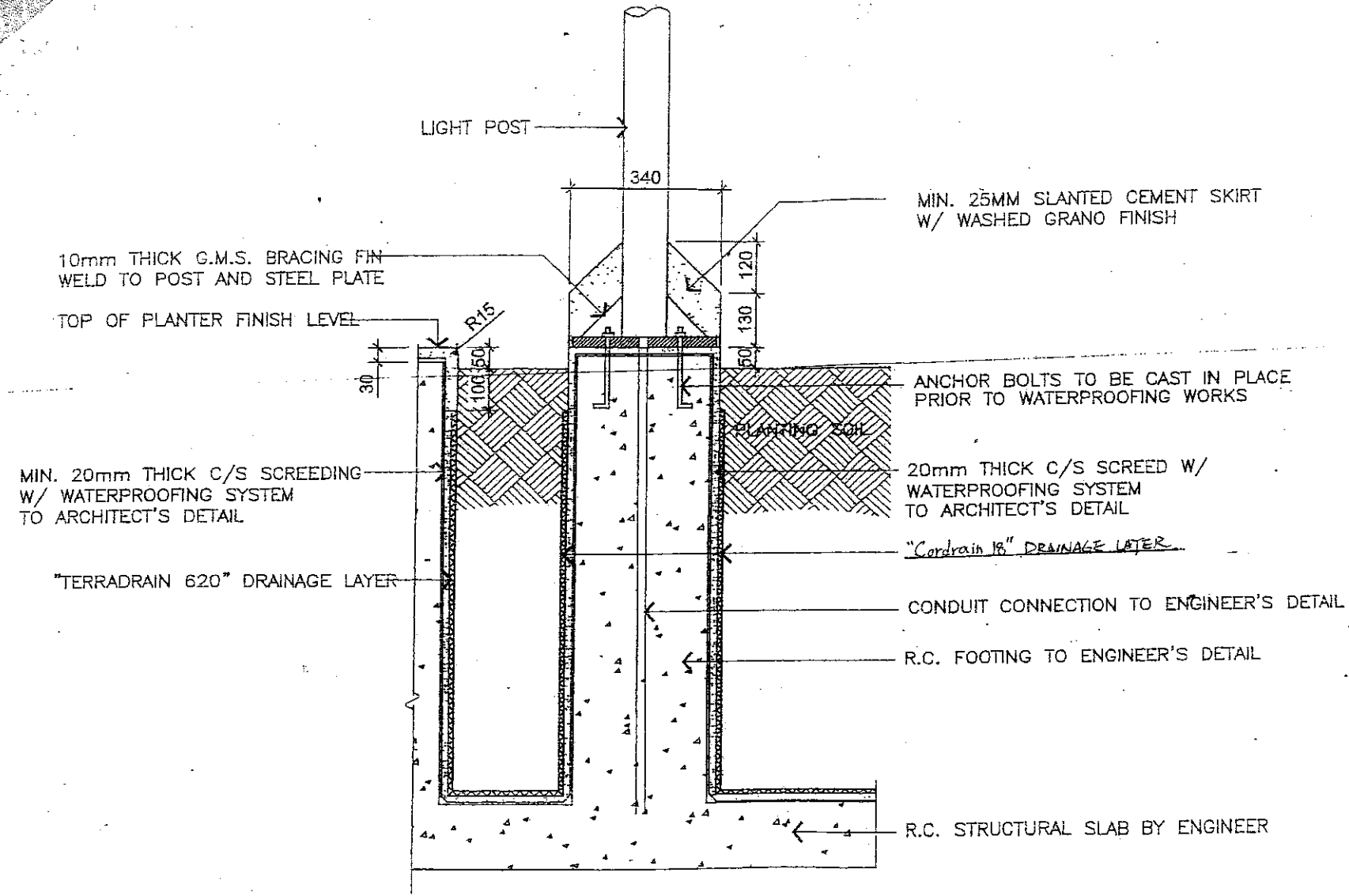
11/F, 110, Queen's Road, A10, Queen's Road, Hong Kong.
Tel: 2523-2385 Fax: 2523-7888

Project:
HUNG HOM BAY RECLAMATION AREA K.I.L. 11076 KOWLOON (P.S.F.S.)

Drawn by: V.C.
Checked by: A.C.
Date: JUL 2000
Scale: AS SHOWN
Drawing Title:

STEP DETAIL

Project Number: 14499
Drawing Number: 7015
Revision: 8



MIN. 25MM SLANTED CEMENT SKIRT
W/ WASHED GRANO FINISH

10mm THICK G.M.S. BRACING FIN
WELD TO POST AND STEEL PLATE

TOP OF PLANTER FINISH LEVEL

MIN. 20mm THICK C/S SCREEDING
W/ WATERPROOFING SYSTEM
TO ARCHITECT'S DETAIL

"TERRADRAIN 620" DRAINAGE LAYER

ANCHOR BOLTS TO BE CAST IN PLACE
PRIOR TO WATERPROOFING WORKS

20mm THICK C/S SCREED W/
WATERPROOFING SYSTEM
TO ARCHITECT'S DETAIL

"Cardrain 18" DRAINAGE LAYER

CONDUIT CONNECTION TO ENGINEER'S DETAIL

R.C. FOOTING TO ENGINEER'S DETAIL

R.C. STRUCTURAL SLAB BY ENGINEER

1 LIGHT POLE FIXING DETAIL (ON STRUCTURE) 1:10
SECTION

This drawing is not valid for construction or other purposes unless expressly certified.

- Notes:
1. This drawing and design are copyright and its position may be reviewed without the permission of the Landscape Architects.
 2. Do not scale. Use writing dimensions or give true only measurements to enable work to be checked on site.
 3. Accept all materials to the Landscape Architects.
 4. This drawing is to be read in conjunction with the Specifications and Details of Contract.
 5. Drawings and showing the last revision are to be cancelled.

- REVISIONS:
- | No. | Date | Description | Drawn by | Checked by |
|-----|----------|------------------------|----------|------------|
| A | 24/01/01 | GEN. REV. | VC | VC |
| B | 24/01/01 | GEN. REV. | VC | VC |
| C | 24/01/02 | DRAINAGE LAYER CHANGED | VC | VC |

No.	Date	Description	Drawn by	Checked by
A	24/01/01	GEN. REV.	VC	VC
B	24/01/01	GEN. REV.	VC	VC
C	24/01/02	DRAINAGE LAYER CHANGED	VC	VC

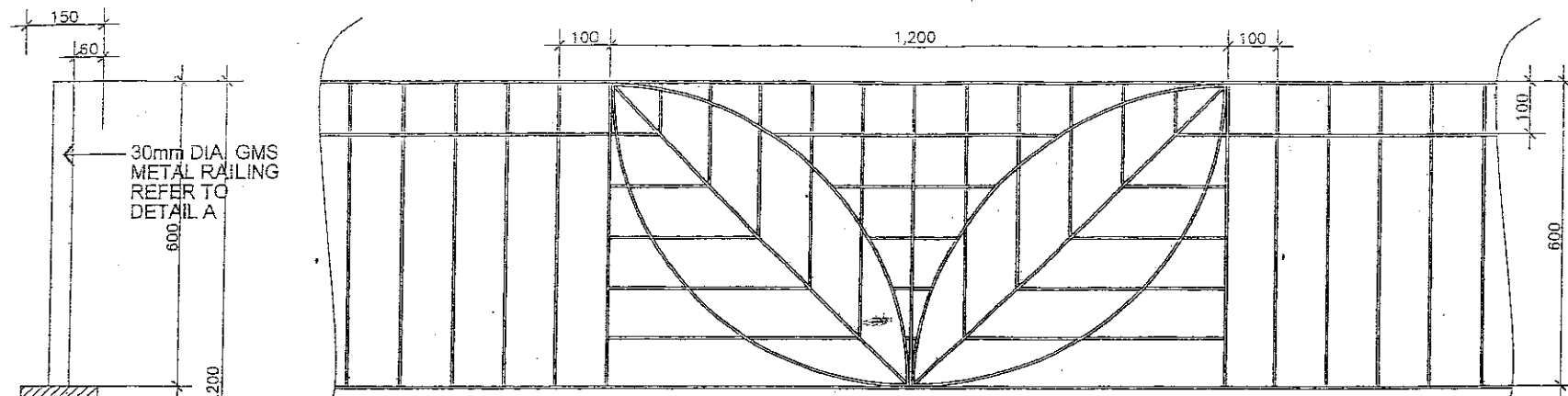
ecorhasia ltd.
LANDSCAPE ARCHITECTS &
ENVIRONMENTAL PLANNERS
No. 210, Pacific Place, 4th Floor, Pacific Place, Hong Kong, P.R.C.
Tel: 2522 8888 Fax: 2522 8888 Email: ecorhasia@ecorhasia.com.hk

Project
HUNG HOM BAY RECLAMATION
AREA K.I.L. 11076 KOWLOON
(P.S.P.S.)

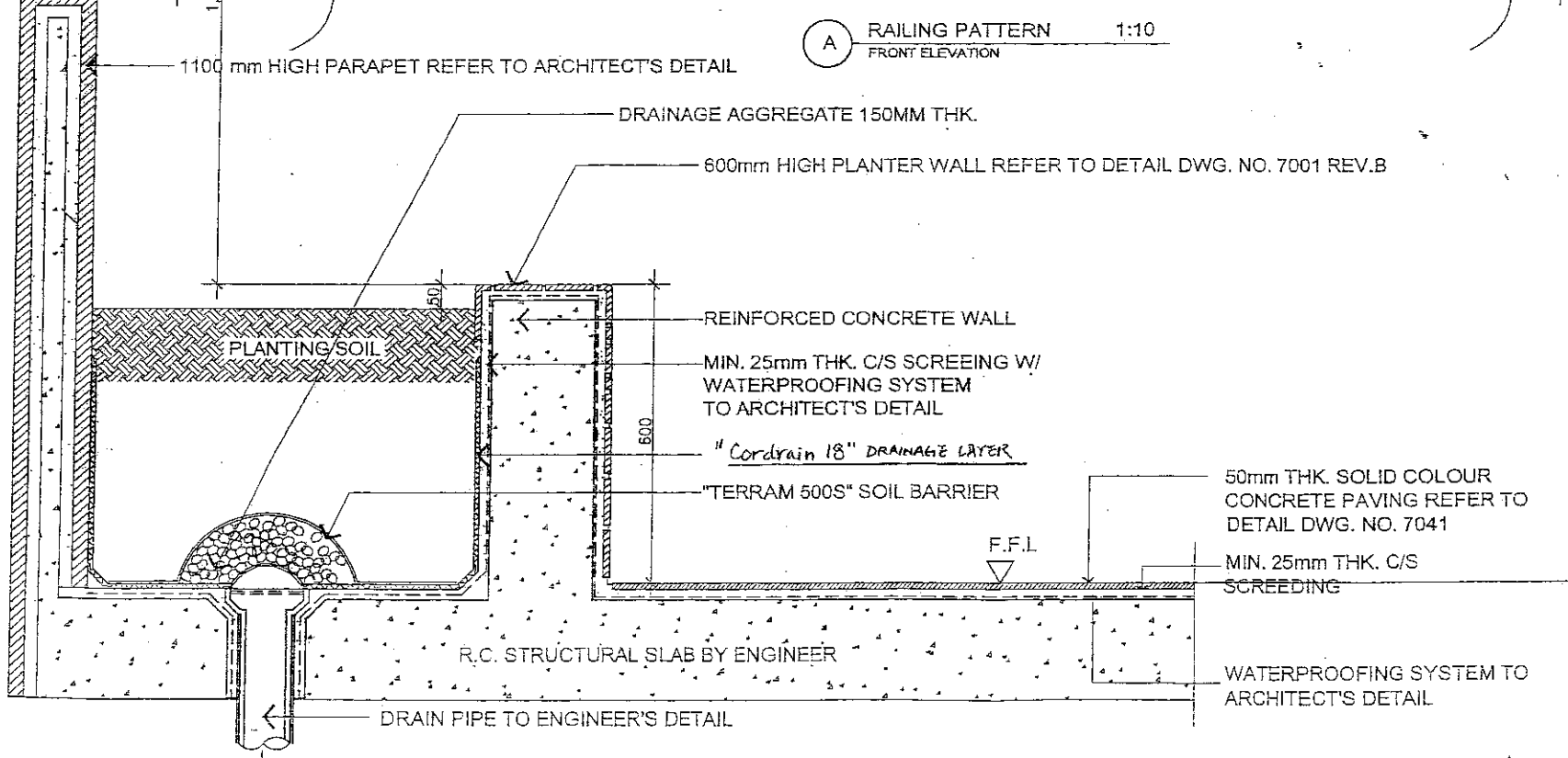
Drawn by V.C.
Checked by A.C.
Date 24.01.2002
Scale 1:10
Drawing Title

LIGHT POLE FIXING
DETAIL - ON STRUCTURE

Project Number
14499
Drawing Number
7017
Revision
C



(A) RAILING PATTERN 1:10
FRONT ELEVATION



(1) RAILING DETAIL (FOR PARAPET WALL) 1:10
SECTION

This drawing is not valid for construction or other purposes unless separately certified.

Notes:

1. This drawing and design are copyright and no portion may be reproduced without the permission of the Landscape Architects.
2. Do not scale. The written dimensions or grid lines only.
3. Measurements to existing work to be checked on site.
4. Report of variations to the Landscape Architects.
5. This drawing is to be read in conjunction with the Specification and Condition of Contract.
6. Drawings not showing the last revision are to be cancelled.

注意:

1. 本圖紙及設計圖樣均屬版權所有，未經人士或單位允許不得翻印或作其他用途。
2. 切勿按圖尺寸或比例代作估價，尺寸及比例均應以圖紙為準。
3. 測量所有現存建築如與圖紙不符，應先向圖紙設計人查核。
4. 此圖紙應與合約圖則及圖說一併閱讀。
5. 本圖紙以合約圖則之圖則為準，如有更改，應先向圖紙設計人查核。

Rev.	Date	Description	Drawn by	Checked by
A	JUN02	DRAINAGE LAYER CHANGED	AJC	

earthasia Ltd.
LANDSCAPE ARCHITECTS & ENVIRONMENTAL PLANNERS
Rm 504, Pacific Plaza, 410 Des Voeux Road West, H.K.
Tel: 2823-0991 Fax: 2823-7898

Project
PROPOSED P.S.P.S. AT
N.K.I.L. LOT NO. 6267,
KING TUNG STREET,
NGAU CHI WAN, KOWLOON

Drawn by: V.C.
Checked by: A.C.
Date: MAR 2001
Scale: 1:10
Drawing Title:

RAILING DETAIL
(FOR PARAPET WALL)

Project Number: 14499
Drawing Number: 7032
Revision: A



Handwritten signature and date: 14.11.02



SYMBOL :

DESCRIPTION
3M HIGH POLE TOP LIGHT FOR ~~COURT DECK~~ AND LANDSCAPE AREA (EXCLUDING ELEVATED DECK)

MODEL
"Maxlite" Type: 1800.154S 1 X 70W HPS lamp




SYMBOL :

DESCRIPTION
WALL MOUNTED POLE TOP LIGHT (FOR E.V.A.) WITH 5.1M CLEARANCE

MODEL
"Maxlite" Type 1000402 + 1010-44 1 X 70W HPS lamp

LIGHTING DETAIL - A NTS



SYMBOL :

DESCRIPTION
3M HIGH POLE TOP LIGHT FOR ELEVATED DECK

MODEL
"ELIPT 45" 1 x 70W SON LAMP



SYMBOL :

DESCRIPTION
5M HIGH POLE TOP LIGHT (FOR E.V.A.)

MODEL
"Maxlite" Type 1800.154S 1 X 70W HPS lamp

This drawing is not valid for construction or other purposes unless accompanied by a contract.

Notes:

- The drawing and design are copyright and no portion may be reproduced without the permission of the Landscape Architects.
- Do not scale. Use either dimensions or grid lines only. Measurements to existing work to be checked on site.
- Report all variations to the Landscape Architects.
- The drawing is to be read in conjunction with the Specifications and Conditions of Contract.
- Drawings not showing the last revision are to be corrected.

Rev.	Date	Description	Drawn by	Checked by
A		REVISED LIGHT FIXTURES FOR ELEVATED DECK ADDED	H.L.	
B		REVISED LIGHT FIXTURES FOR ELEVATED DECK CHANGED	W.C.	

sarithasia ltd.
LANDSCAPE ARCHITECTS & ENVIRONMENTAL PLANNERS
107, 108, 109, 110, 111, 112, 113, 114, 115, 116, 117, 118, 119, 120, 121, 122, 123, 124, 125, 126, 127, 128, 129, 130, 131, 132, 133, 134, 135, 136, 137, 138, 139, 140, 141, 142, 143, 144, 145, 146, 147, 148, 149, 150, 151, 152, 153, 154, 155, 156, 157, 158, 159, 160, 161, 162, 163, 164, 165, 166, 167, 168, 169, 170, 171, 172, 173, 174, 175, 176, 177, 178, 179, 180, 181, 182, 183, 184, 185, 186, 187, 188, 189, 190, 191, 192, 193, 194, 195, 196, 197, 198, 199, 200, 201, 202, 203, 204, 205, 206, 207, 208, 209, 210, 211, 212, 213, 214, 215, 216, 217, 218, 219, 220, 221, 222, 223, 224, 225, 226, 227, 228, 229, 230, 231, 232, 233, 234, 235, 236, 237, 238, 239, 240, 241, 242, 243, 244, 245, 246, 247, 248, 249, 250, 251, 252, 253, 254, 255, 256, 257, 258, 259, 260, 261, 262, 263, 264, 265, 266, 267, 268, 269, 270, 271, 272, 273, 274, 275, 276, 277, 278, 279, 280, 281, 282, 283, 284, 285, 286, 287, 288, 289, 290, 291, 292, 293, 294, 295, 296, 297, 298, 299, 300, 301, 302, 303, 304, 305, 306, 307, 308, 309, 310, 311, 312, 313, 314, 315, 316, 317, 318, 319, 320, 321, 322, 323, 324, 325, 326, 327, 328, 329, 330, 331, 332, 333, 334, 335, 336, 337, 338, 339, 340, 341, 342, 343, 344, 345, 346, 347, 348, 349, 350, 351, 352, 353, 354, 355, 356, 357, 358, 359, 360, 361, 362, 363, 364, 365, 366, 367, 368, 369, 370, 371, 372, 373, 374, 375, 376, 377, 378, 379, 380, 381, 382, 383, 384, 385, 386, 387, 388, 389, 390, 391, 392, 393, 394, 395, 396, 397, 398, 399, 400, 401, 402, 403, 404, 405, 406, 407, 408, 409, 410, 411, 412, 413, 414, 415, 416, 417, 418, 419, 420, 421, 422, 423, 424, 425, 426, 427, 428, 429, 430, 431, 432, 433, 434, 435, 436, 437, 438, 439, 440, 441, 442, 443, 444, 445, 446, 447, 448, 449, 450, 451, 452, 453, 454, 455, 456, 457, 458, 459, 460, 461, 462, 463, 464, 465, 466, 467, 468, 469, 470, 471, 472, 473, 474, 475, 476, 477, 478, 479, 480, 481, 482, 483, 484, 485, 486, 487, 488, 489, 490, 491, 492, 493, 494, 495, 496, 497, 498, 499, 500, 501, 502, 503, 504, 505, 506, 507, 508, 509, 510, 511, 512, 513, 514, 515, 516, 517, 518, 519, 520, 521, 522, 523, 524, 525, 526, 527, 528, 529, 530, 531, 532, 533, 534, 535, 536, 537, 538, 539, 540, 541, 542, 543, 544, 545, 546, 547, 548, 549, 550, 551, 552, 553, 554, 555, 556, 557, 558, 559, 560, 561, 562, 563, 564, 565, 566, 567, 568, 569, 570, 571, 572, 573, 574, 575, 576, 577, 578, 579, 580, 581, 582, 583, 584, 585, 586, 587, 588, 589, 590, 591, 592, 593, 594, 595, 596, 597, 598, 599, 600, 601, 602, 603, 604, 605, 606, 607, 608, 609, 610, 611, 612, 613, 614, 615, 616, 617, 618, 619, 620, 621, 622, 623, 624, 625, 626, 627, 628, 629, 630, 631, 632, 633, 634, 635, 636, 637, 638, 639, 640, 641, 642, 643, 644, 645, 646, 647, 648, 649, 650, 651, 652, 653, 654, 655, 656, 657, 658, 659, 660, 661, 662, 663, 664, 665, 666, 667, 668, 669, 670, 671, 672, 673, 674, 675, 676, 677, 678, 679, 680, 681, 682, 683, 684, 685, 686, 687, 688, 689, 690, 691, 692, 693, 694, 695, 696, 697, 698, 699, 700, 701, 702, 703, 704, 705, 706, 707, 708, 709, 710, 711, 712, 713, 714, 715, 716, 717, 718, 719, 720, 721, 722, 723, 724, 725, 726, 727, 728, 729, 730, 731, 732, 733, 734, 735, 736, 737, 738, 739, 740, 741, 742, 743, 744, 745, 746, 747, 748, 749, 750, 751, 752, 753, 754, 755, 756, 757, 758, 759, 760, 761, 762, 763, 764, 765, 766, 767, 768, 769, 770, 771, 772, 773, 774, 775, 776, 777, 778, 779, 780, 781, 782, 783, 784, 785, 786, 787, 788, 789, 790, 791, 792, 793, 794, 795, 796, 797, 798, 799, 800, 801, 802, 803, 804, 805, 806, 807, 808, 809, 810, 811, 812, 813, 814, 815, 816, 817, 818, 819, 820, 821, 822, 823, 824, 825, 826, 827, 828, 829, 830, 831, 832, 833, 834, 835, 836, 837, 838, 839, 840, 841, 842, 843, 844, 845, 846, 847, 848, 849, 850, 851, 852, 853, 854, 855, 856, 857, 858, 859, 860, 861, 862, 863, 864, 865, 866, 867, 868, 869, 870, 871, 872, 873, 874, 875, 876, 877, 878, 879, 880, 881, 882, 883, 884, 885, 886, 887, 888, 889, 890, 891, 892, 893, 894, 895, 896, 897, 898, 899, 900, 901, 902, 903, 904, 905, 906, 907, 908, 909, 910, 911, 912, 913, 914, 915, 916, 917, 918, 919, 920, 921, 922, 923, 924, 925, 926, 927, 928, 929, 930, 931, 932, 933, 934, 935, 936, 937, 938, 939, 940, 941, 942, 943, 944, 945, 946, 947, 948, 949, 950, 951, 952, 953, 954, 955, 956, 957, 958, 959, 960, 961, 962, 963, 964, 965, 966, 967, 968, 969, 970, 971, 972, 973, 974, 975, 976, 977, 978, 979, 980, 981, 982, 983, 984, 985, 986, 987, 988, 989, 990, 991, 992, 993, 994, 995, 996, 997, 998, 999, 1000.

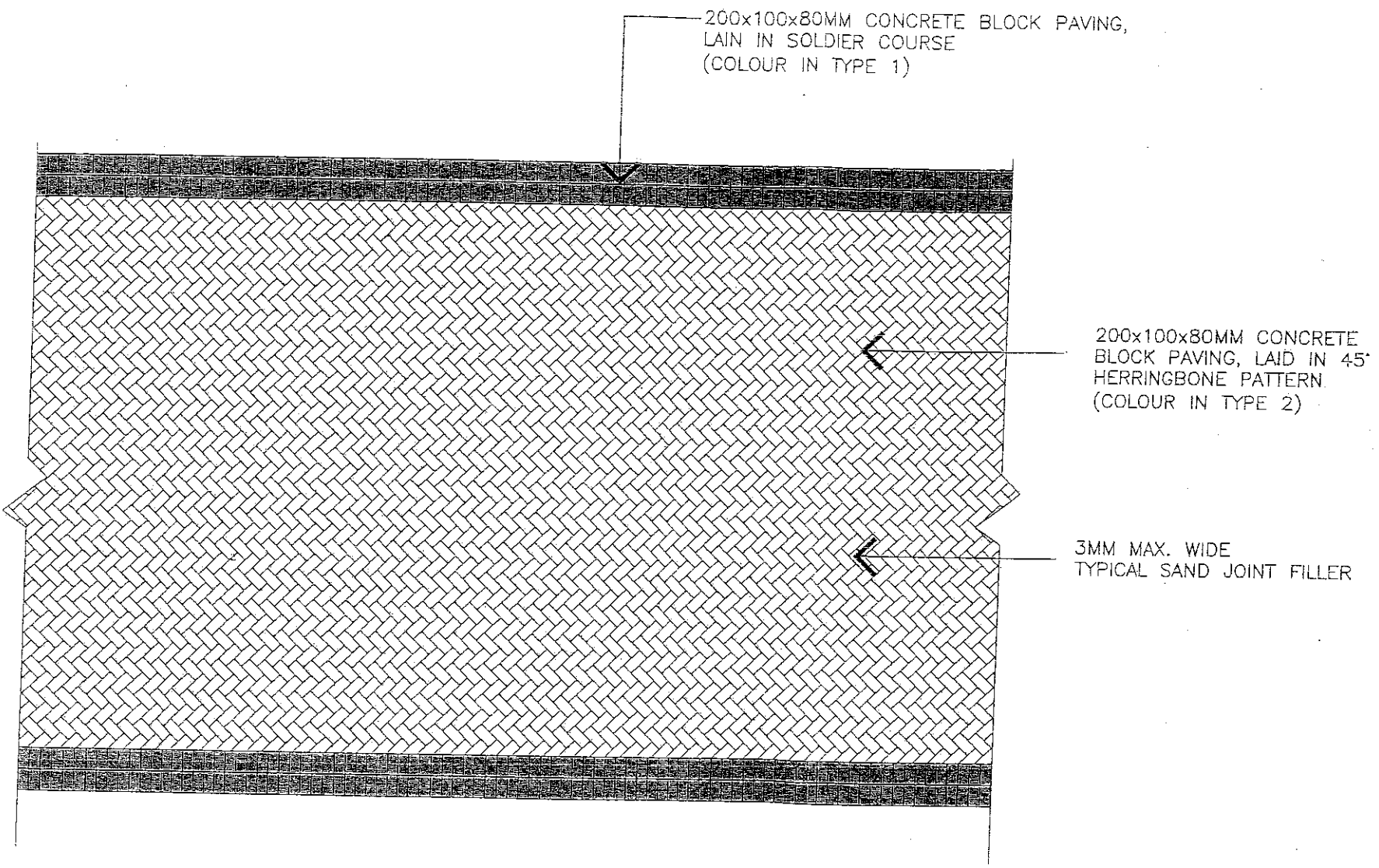
Project
HUNG HOM BAY
RECLAMATION AREA K.I.L.
11076 KOWLOON (P.S.P.S.)

Drawn by VC
Checked by A.C.
Date MAR 2001
Scale N.T.S.
Drawing Title

LIGHTING DETAIL - A

Project Number 14499
Drawing Number 7033
Revision 2

NOTE: ALL MODELS ARE TO BE SIMILAR OR APPROVED



This drawing is not valid for construction or other purposes unless otherwise specified.

Notes:

1. This drawing and design are copyright and no portion may be reproduced without the permission of the Landscape Architects.
2. Do not scale. Use written dimension or grid lines only.
3. Report all omissions to the Landscape Architect.
4. This drawing is to be read in conjunction with the Specifications and Conditions of Contract.
5. Drawings not showing the full extent are to be circular.

此圖乃版權材料，未經許可不得隨意复制或出版。

注意：

1. 此圖及設計圖樣均受版權保護，任何人士如欲複印或出版均須經本圖則師同意。
2. 請勿按圖尺量度，應以圖則師所註之尺寸為準。
3. 如有遺漏之處，請即通知圖則師。
4. 此圖則須與合約之規格及條件一併閱讀。
5. 圖則師未註明之範圍，應以圓形為準。

Rev.	Date	Description	Drawn by	Checked by

earthisia ltd.
LANDSCAPE ARCHITECTS & ENVIRONMENTAL PLANNERS

Project: HUNG HOM BAY RECLAMATION AREA K.I.L. 11076 KOWLOON (P.S.P.S.)

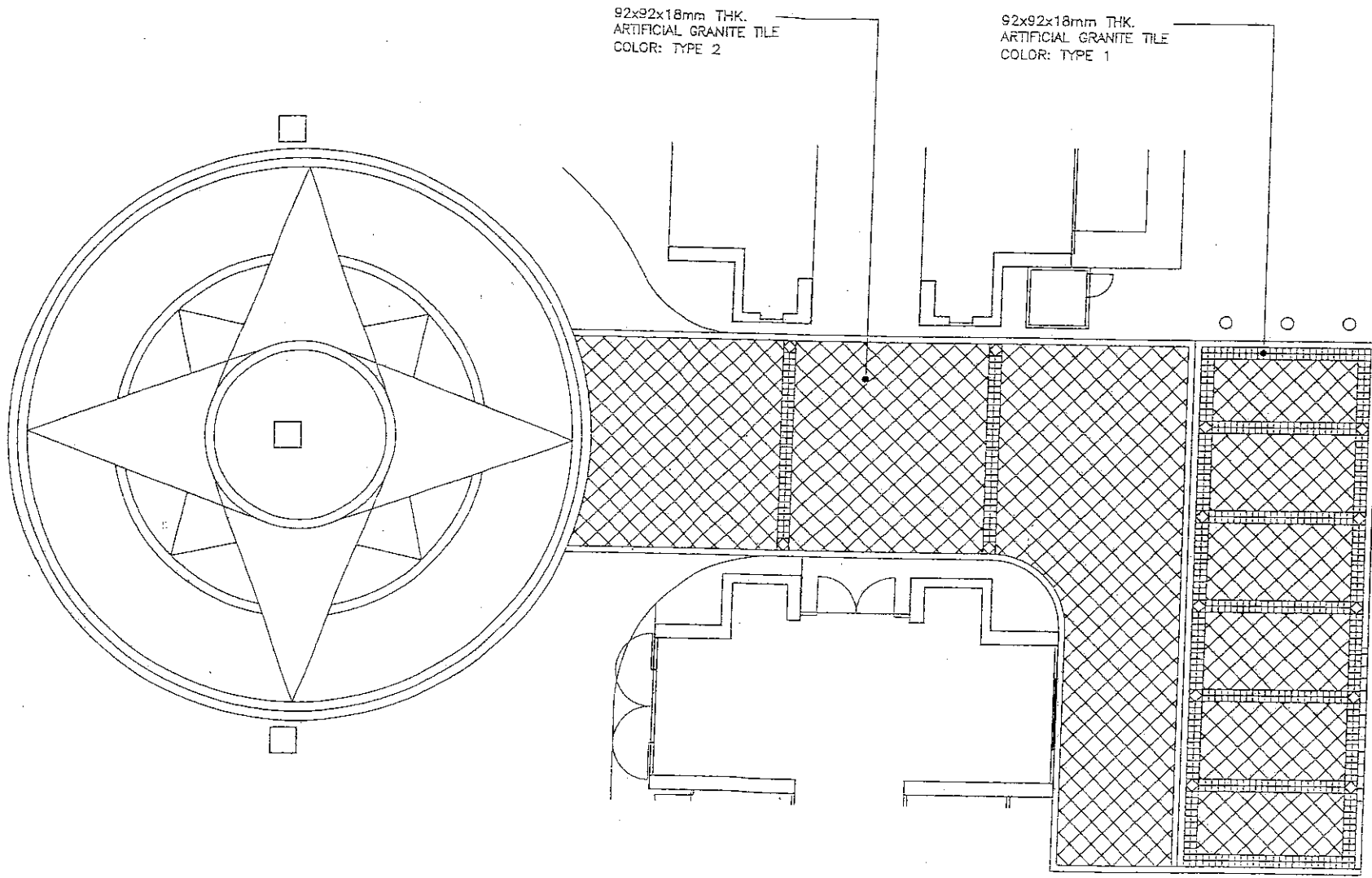
Project: HUNG HOM BAY RECLAMATION AREA K.I.L. 11076 KOWLOON (P.S.P.S.)

Drawn by: V.C.
 Checked by: A.C.
 Date: APRIL 2002
 Scale: 1:30
 Drawing Title: TYPICAL PAVING PATTERN (FOR DRIVEWAY) PLAN

TYPICAL PAVING PATTERN
DETAIL (FOR DRIVEWAY)

Project Number: 14499
 Drawing Number: 7048

1 TYPICAL PAVING PATTERN (FOR DRIVEWAY) PLAN SCALE 1:40



92x92x18mm THK.
ARTIFICIAL GRANITE TILE
COLOR: TYPE 2

92x92x18mm THK.
ARTIFICIAL GRANITE TILE
COLOR: TYPE 1

This drawing is not valid for construction or other purposes unless separately certified.

- Notes:
1. This drawing and design are copyright and no person may be reproduced without the permission of the Landscape Architects.
 2. Do not scale. Use written dimensions or grid lines only. Measurements to existing work to be checked on site.
 3. Report of omissions to the Landscape Architects.
 4. This drawing is to be read in conjunction with the Specification and Condition of Contract.
 5. Drawings not showing the last revision are to be cancelled.

- 此圖等資料均屬本公司之版權，未經許可不得翻印或作其他用途。
1. 本圖等資料均屬本公司之版權，未經許可不得翻印或作其他用途。
 2. 切勿用尺量取尺寸，應以圖面尺寸為準。
 3. 圖面上所有之遺漏須通知專業工程師之簽名。
 4. 此圖等資料須與合約之規格及條件一併閱讀。
 5. 本圖以最後之版本為準，其以前之版本均應作廢。

Rev.	Date	Description

ecorhasia ltd. 綠地設計
LANDSCAPE ARCHITECTS & ENVIRONMENTAL PLANNERS
8th FLR, Pacific Plaza, 410 Des Voeux Road West, H.K.
Tel: 2833-0383 Fax: 2833-7803


Project
HUNG HOM BAY RECLAMATION AREA K.I.L. 11076 KOWLOON (P.S.P.S.)

Drawn by: V.C.
Checked by: A.C.
Date: APRIL 2012
Scale: 1:150
Drawing title:

FEATURE PAVING TYPE I
PAVING PATTERN DETAIL

Project Number
14499

BOLLARD



92x92x18mm THK.
ARTIFICIAL GRANITE
TILE PAVING
COLOR: TYPE 1

92x92x18mm THK.
ARTIFICIAL GRANITE
TILE PAVING
COLOR: TYPE 2

92x92x18mm THK.
ARTIFICIAL GRANITE
TILE PAVING
COLOR: TYPE 3

8mm WIDE
CEMENT SAND
MORTAR JOINT

14.11.02

① TYPICAL PAVING PATTERN DETAIL (FOR E.V.A.) 1:25

This drawing is not valid for construction or other purposes unless separately specified.

- Note:
- The drawing and design are copyright and in portion may be reproduced without the permission of the Landscape Architects.
 - We will issue the section dimensions of grid lines only. Measurements to existing work to be obtained on site.
 - Report of omissions to the Landscape Architects.
 - This drawing is to be read in conjunction with the Specification and Conditions of Contract.
 - Drawings not showing the task revision are to be amended.

- 除圖則外，圖則不得作為建築或工程之用。
- 圖則及設計均受版權保護，未經許可不得复制或重印。
 - 我們只會發出格線尺寸之剖面圖。所有尺寸均須在現場量取。
 - 如有遺漏，請通知景觀建築師。
 - 此圖則須與合約之規格及條件一併閱讀。
 - 圖則未顯示之修訂，必須予以修訂。

Rev.	Date	Description	Drawn by	Checked by

 earihasia Ltd.
LANDSCAPE ARCHITECTS &
ENVIRONMENTAL PLANNERS
8/F, 408, Pacific Place, 412 The Victor Road, H.K.
Tel: 2330-0885 Fax: 2330-7800

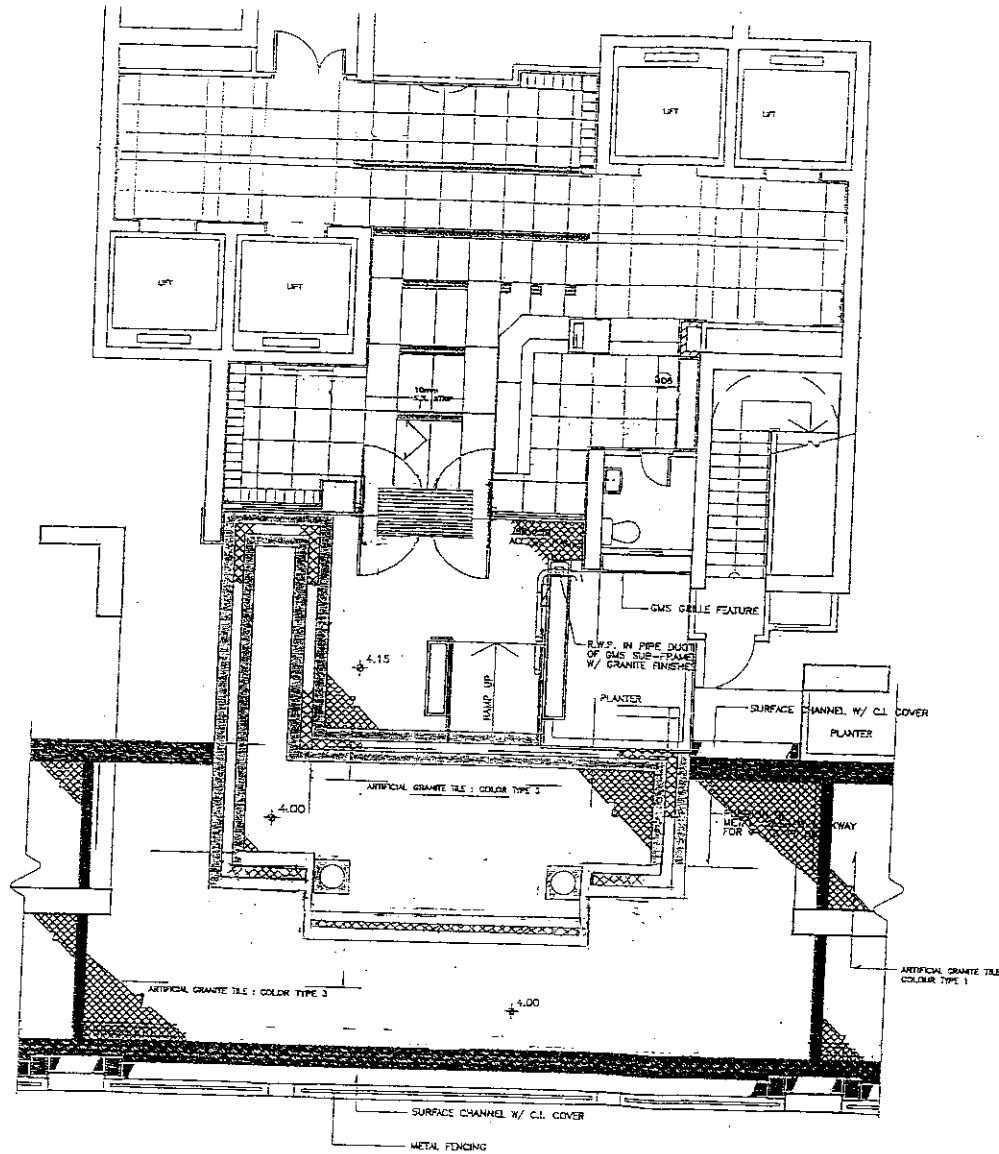
景觀設計

Project
HUNG HOM BAY
RECLAMATION AREA K.I.L.
11076 KOWLOON (P.S.P.S.)

Drawn by V.C.
Checked by A.C.
Date APRIL 2002
Scale 1:25
Drawing Title

TYPICAL PAVING PATTERN
DETAIL (FOR E.V.A.)

Project Number
14499
Drawing Number
705C



- LEGEND:**
- STONE FINISH TO MATCH & LINE UP W/ LIFT LOBBY
 - PLANTER WALL STONE FINISH TO MATCH & LINE UP W/ ADJACENT WALL
 - ARTIFICIAL GRANITE TILE COLOR TYPE 3
 - ARTIFICIAL GRANITE TILE COLOR TYPE 2
 - ARTIFICIAL GRANITE TILE COLOR TYPE 1

FEATURE PAVING PATTERN AT LOBBY ENTRANCE
SCALE 1/100

- This drawing is not valid for construction or other purposes unless expressly certified.
- Notes:
1. This drawing and design are copyright and no portion may be reproduced without the permission of the Landscape Architects.
 2. Do not scale. Use written dimensions or grid lines only. Measurements to existing work to be checked on site.
 3. Report of variations to the Landscape Architects.
 4. This drawing is to be read in conjunction with the Specifications and Conditions of Contract.
 5. Drawings not showing the last revision are to be cancelled.
- 說明:
1. 此圖紙及設計均屬版權所有，任何人不得未經許可擅自翻印。
 2. 不可用尺度。所有尺寸應以圖紙標明為準。
 3. 圖紙上所有之變更須知書面通知建築師。
 4. 本圖紙須與合約之規格及條件一併閱讀。
 5. 本圖紙如無最後修訂之圖紙標明，則應予取消。

Rev.	Date	Description	Drawn by	Checked by

earthsia ltd.
LANSOPE ARCHITECTS & ENVIRONMENTAL PLANNERS
Rm 602, Pacific Place, 419 Des Voeux Road West, H.K.
Tel : 2825-3849 Fax : 2803-7800

茂亞設計

Project
**HUNG HOM BAY
RECLAMATION AREA K.I.L.
11076 KOWLOON (P.S.P.S.)**

Drawn by V.C.
Checked by A.C.
Date APRIL 2002
Scale 1:100
Drawing Title

**FEATURE PAVING PATTERN
AT LOBBY ENTRANCE**

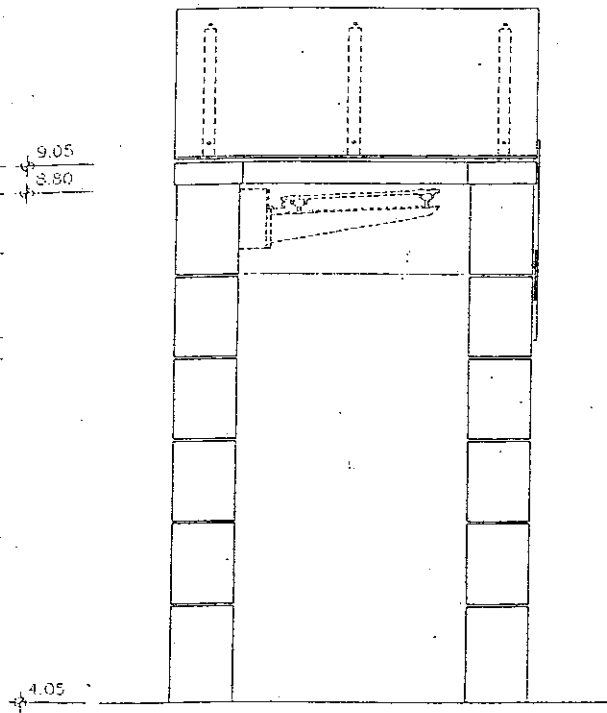
Project Number
14499
Drawing Number **7051** Revisions

APPENDIX E

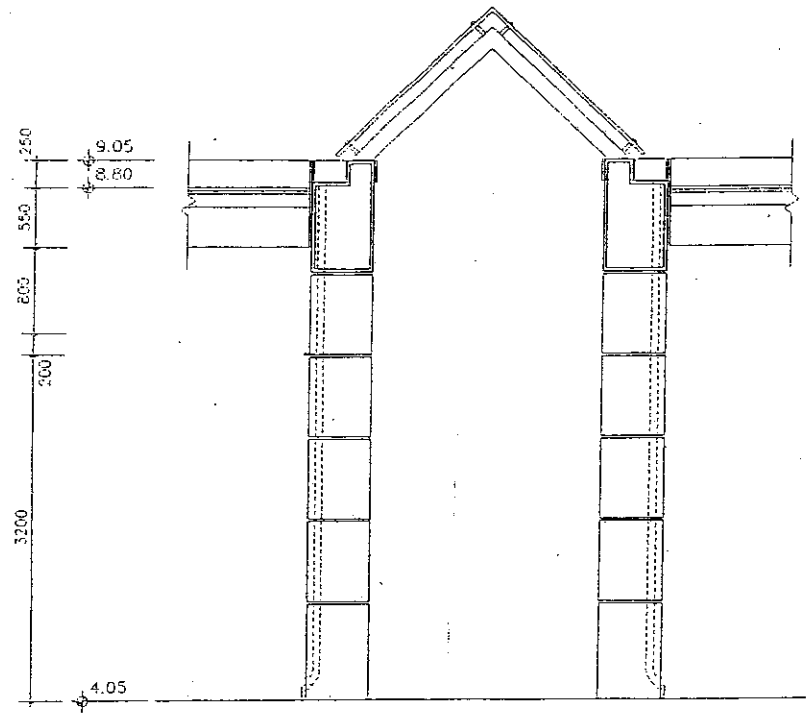
Hung Hom Bay Reclamation Area KIL 11076, Kowloon. (PSPS)

Drawings attached to Appendix E

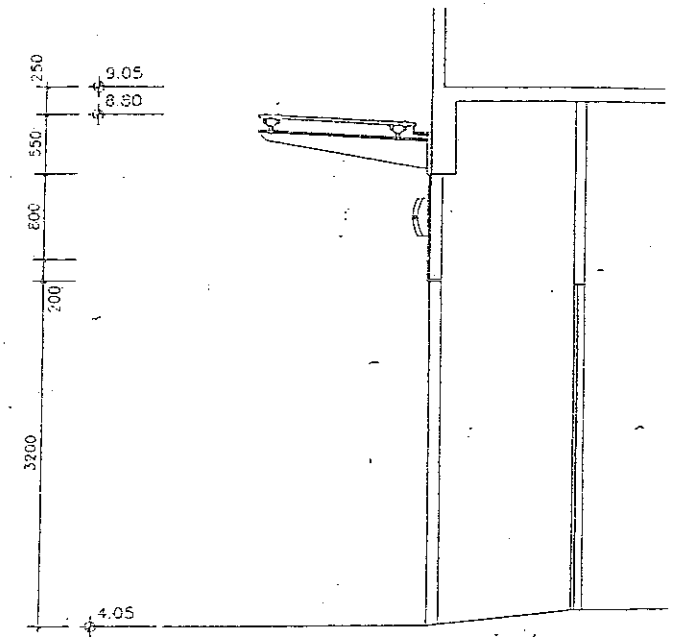
SK-A-01	(-)	Plan of Taxi Lay-by
SK-A-02	(-)	Front Elevation (1)
SK-A-03	(-)	Front Elevation (2)
SK-A-04	(-)	Front Elevation (3)
<u>SK-A-05</u>	(-)	Section X-X, Y-Y & Z-Z
SK-A-06	(-)	Taxi Lay-by
<u>SK-B-01</u>	(-)	Pavilion & Covered Walkway for Landscape Garden
SK-B-01	(-)	Pavilion and Covered Walkway for Landscape Garden
SK-C-01	(-)	Detail of Covered Walkway
SK-C-02	(A)	Detail of Covered Walkway
SK-C-03	(-)	Residential Tower Entrance Plan
SK-C-04	(-)	Residential Tower Entrance Elevation
SK-D-01	(-)	Pipe Screens at Ground Floor
SK-E-01	(-)	Elevation B (Facing Tower 4-7)
AGB-ML-16	(A7)	Master Layout Plan as approved on 26/9/01 <i>Open Space Diagram</i>
AGB-ML-16a	(A8)	Open Space Diagram Calculation (Active Recreation)
AGB-ML-16b	(A8)	Open Space Diagram Calculation (Passive Recreation)
STD/105/A/AS-01	(-)	Type B of Manhole Covers in External Areas
STD/105/A/AS-02	(-)	Manhole Cover and Frame in Concrete Paving
9922/CSD/09	(A)	Combined Services Layout Drawing for Underground Services at (Page 1 and 2) External Area Around Towers No. 4 to 7.
Part of 9922/CSD/08		Ditto (For Towers 1 to 3)



SECTION X - X



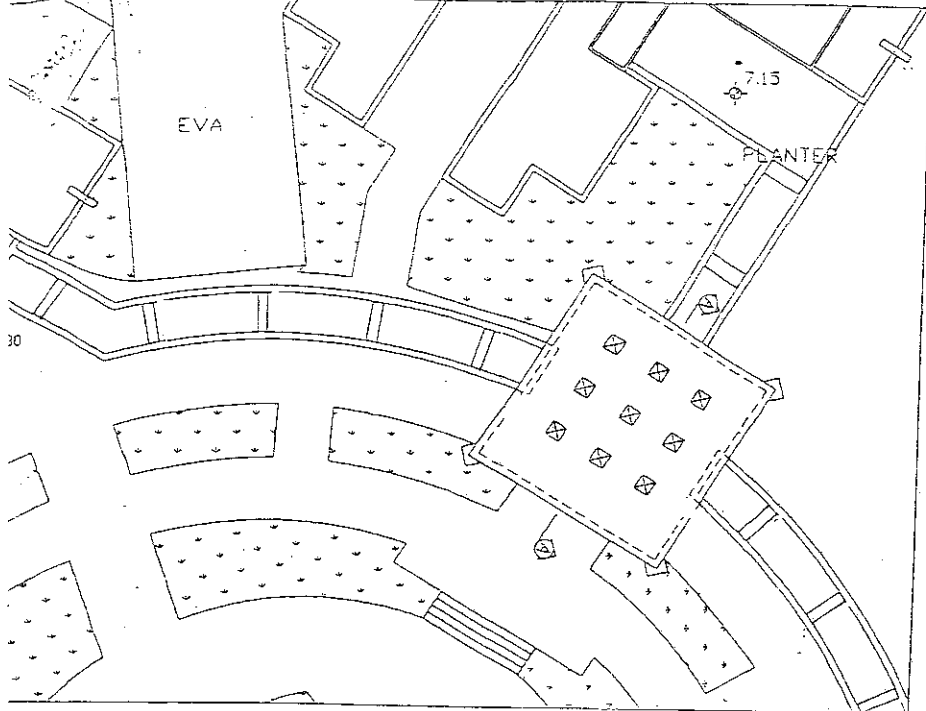
SECTION Y - Y



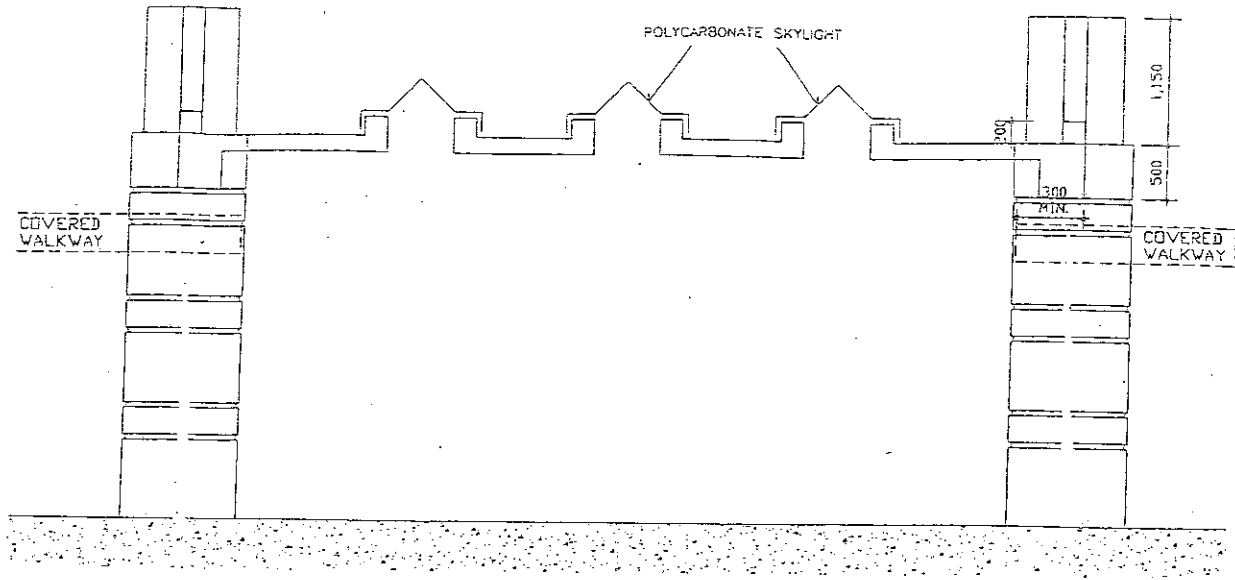
SECTION Z - Z

SECTION X - X, Y - Y & Z - Z DWG. NO. SK-A-05

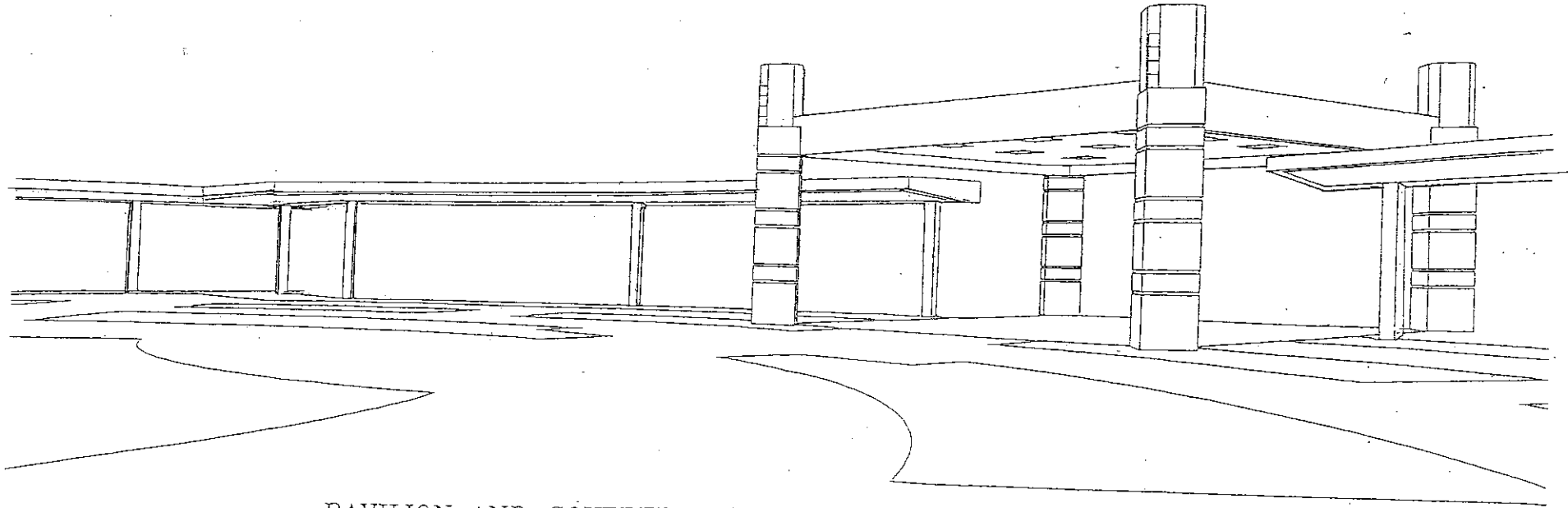
HUNG HOM BAY RECLAMATION AREA, K.I.L. 11076 KOWLOON (P.S.P.S.)



I. PLAN OF LANDSCAPE GARDEN
1 : 200



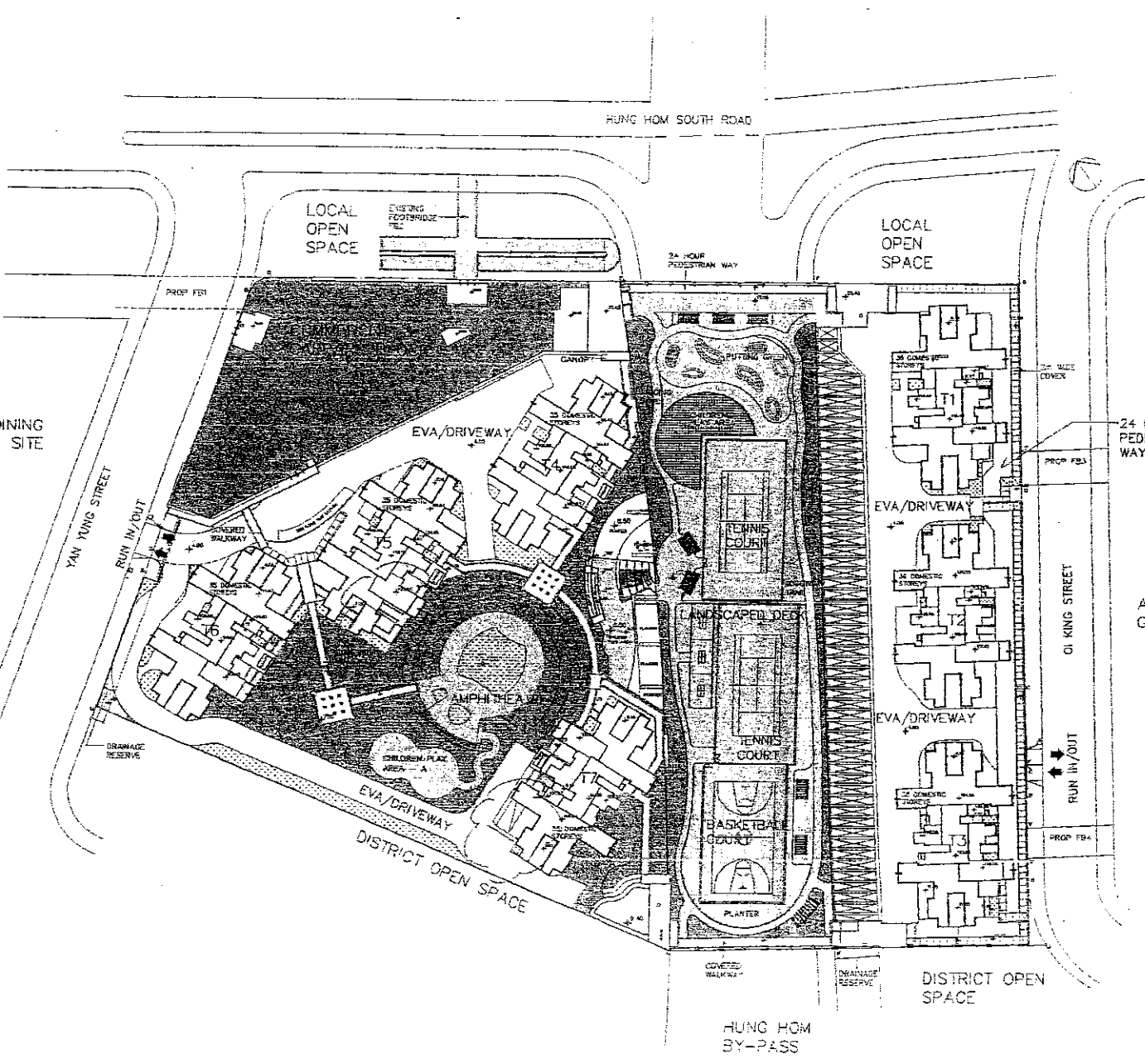
SECTION A-A
SCALE 1 : 50



PAVILION AND COVERED WALKWAY FOR LANDSCAPE GARDEN DWG. NO. SK-B-01

HUNG HOM BAY RECLAMATION AREA, K.I.L. 11076 KOWLOON (P.S.P.S.)

ADJOINING G.I.C. SITE



ADJOINING G.I.C. SITE

- LEGEND :
- OPEN SPACE FOR ACTIVE RECREATION
 - OPEN SPACE FOR PASSIVE RECREATION

OPEN SPACE	REQUIRED (m ²)	PROVIDED (m ²)
ACTIVE	5700	6005
PASSIVE	2900	5579

REFER TO SPECIAL CONDITIONS (15)

DM
12.11.02

OPEN SPACE DIAGRAM

DRAWING NO: 51 MSK KL KNT9706/MLPA/01-02/AGEN 14

Job Title: PROPOSED PSPS DEVELOPMENT IN K.I.L. 11076 HUNG HOM BAY, RECLAMATION AREA, KUN

Job No.: KNT9706

Scale: 1:1000

Date Drawn: 29/08/01

REV	DATE	BY	CHKD	DESCRIPTION
A1				ISSUED FOR PERMIT
A2				REVISED PER PERMIT
A3				REVISED PER PERMIT
A4				REVISED PER PERMIT
A5				REVISED PER PERMIT
A6				REVISED PER PERMIT
A7				REVISED PER PERMIT
A8				REVISED PER PERMIT

AGS-ML-16

Ref.	F.S.D. Ref.	Checked	Approved
11.08.02	MSK / WC	MC	NH
11.08.03	MSK / WC	MC	NH
11.08.04	MN	WC	NH
11.08.05	MIN	WC	NH
11.08.06	MN	ANIC	IRK
11.08.07	MN	ANIC	IRK
11.08.08	MN	ANIC	IRK
11.08.09	MN	ANIC	IRK

HO & PARTNERS ARCHITECTS
 CONSULTANTS & RECREATION ENGINEERS DESIGN

Approved for Dispatch/Construction

Prep. Rev. No. _____
 Approved By: _____
 Date: _____

Signed: _____

This copyright of the contents / drawings remains with HO & PARTNERS ARCHITECTS. No part of this schedule / drawing may be reproduced or stored in a retrieval system without the written permission from HO & PARTNERS ARCHITECTS, Engineers & Development Consultants Ltd.