

香港電力市場未來發展的第二階段諮詢

**Stage II Consultation on Future Development
of the Electricity Market in Hong Kong**

二零零六年三月三十日

30 March 2006



香港電燈有限公司
The Hongkong Electric Co., Ltd.

政府的政策目標

Government's Policy Objective

要確保公眾能夠以合理的價格，享用可靠、安全及有效率的能源供應，並致力將生產和使用能源對環境所造成的影響減至最低。

To ensure that the public can enjoy **reliable**, **safe** and **efficient** energy supplies at **reasonable prices**, and to **minimize the environmental impact** caused by the production and use of energy.

優先次序

Priority

- | | |
|-----------------|---|
| 1 安全可靠及有效率的電力供應 | Safe, Reliable and Efficient Electricity Supply |
| 2 改善環境 | Environmental Improvement |
| 3 合理電費 | Reasonable Prices |

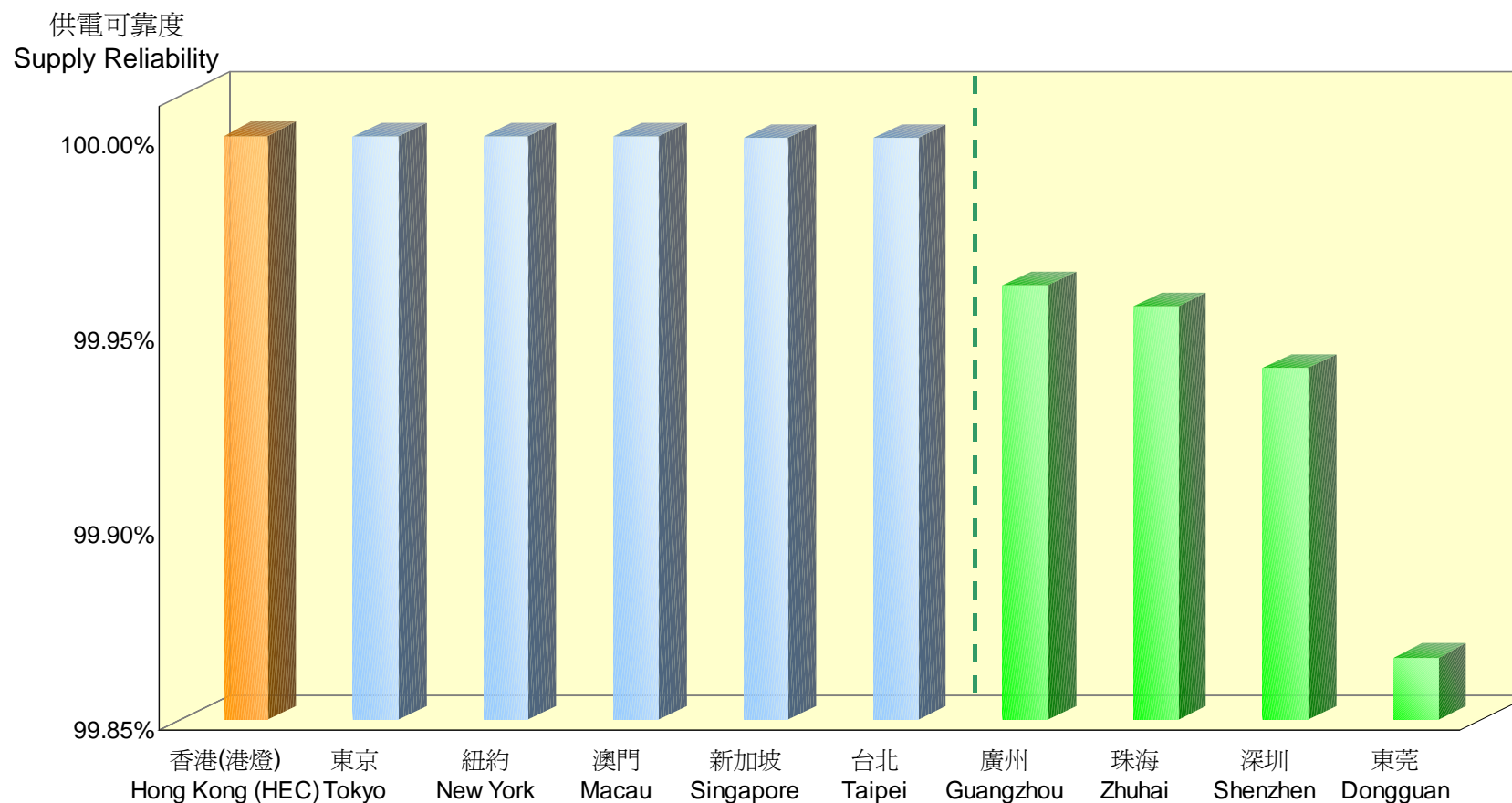
現時電力市場之表現

Performance of the Present Electricity Market

卓越的供電可靠性

Outstanding Supply Reliability

- 港燈供電可靠性自1997年起一直維持於99.999%以上。
HEC's supply reliability has maintained at >99.999% since 1997.



電力之重要性

Importance of Electricity

- 香港擁有全球最多的高樓大廈
Hong Kong has the highest population of high-rise buildings in the world
- 逾五成的香港居民在十五樓以上居住或工作
More than 50% of Hong Kong residents live or work above 15th floor
- 電力是我們日常生活及經濟的命脈
Electricity is the **lifeblood** of our everyday life and economy.

Emporis Skyline 2006 年排名

Emporis Skyline Ranking 2006

排名 Rank	城市 City	人口 Population	高樓大廈 ¹ Buildings ¹	分數 ² Points ²
1	香港 Hong Kong	6,787,000	7,527	118,593
2	紐約市 New York City	8,168,338	5,478	35,736
3	首爾 Seoul	10,331,244	2,839	15,850
5	新加坡 Singapore	3,437,300	3,559	13,629
8	東京 Tokyo	8,130,408	2,289	9,679
17	悉尼 Sydney	4,201,500	827	4,186
27	倫敦 London	7,172,036	1,304	2,746
46	巴黎 Paris	2,152,467	250	1,783
56	台北 Taipei	2,719,293	167	1,426
59	法蘭克福 Frankfurt	652,412	276	1,315

資料來源： Emporis (www.emporis.com)
Source:

註：
Notes:

1 高樓大廈的定義是樓高35米或以上的大廈，並可分為定期租用的樓層。
A high-rise building is defined as a building 35 meters or greater in height, which is divided at regular intervals into occupiable levels.

2 高樓大廈的得分：
Points per Building:

12..19 層floors = 1 分point 60..69 層floors = 200 分points
 20..29 層floors = 5 分points 70..79 層floors = 300 分points
 30..39 層floors = 25 分points 80..89 層floors = 400 分points
 40..49 層floors = 50 分points 90..99 層floors = 500 分points
 50..59 層floors = 100 分points 100+ 層floors = 600 分points

優質的客戶服務

Excellent Customer Services

- 港燈成功達至甚或超越所有承諾的十八項服務標準。
HEC has achieved, and in some cases even surpassed, all our 18 pledged service standards.

十八項服務標準例子：

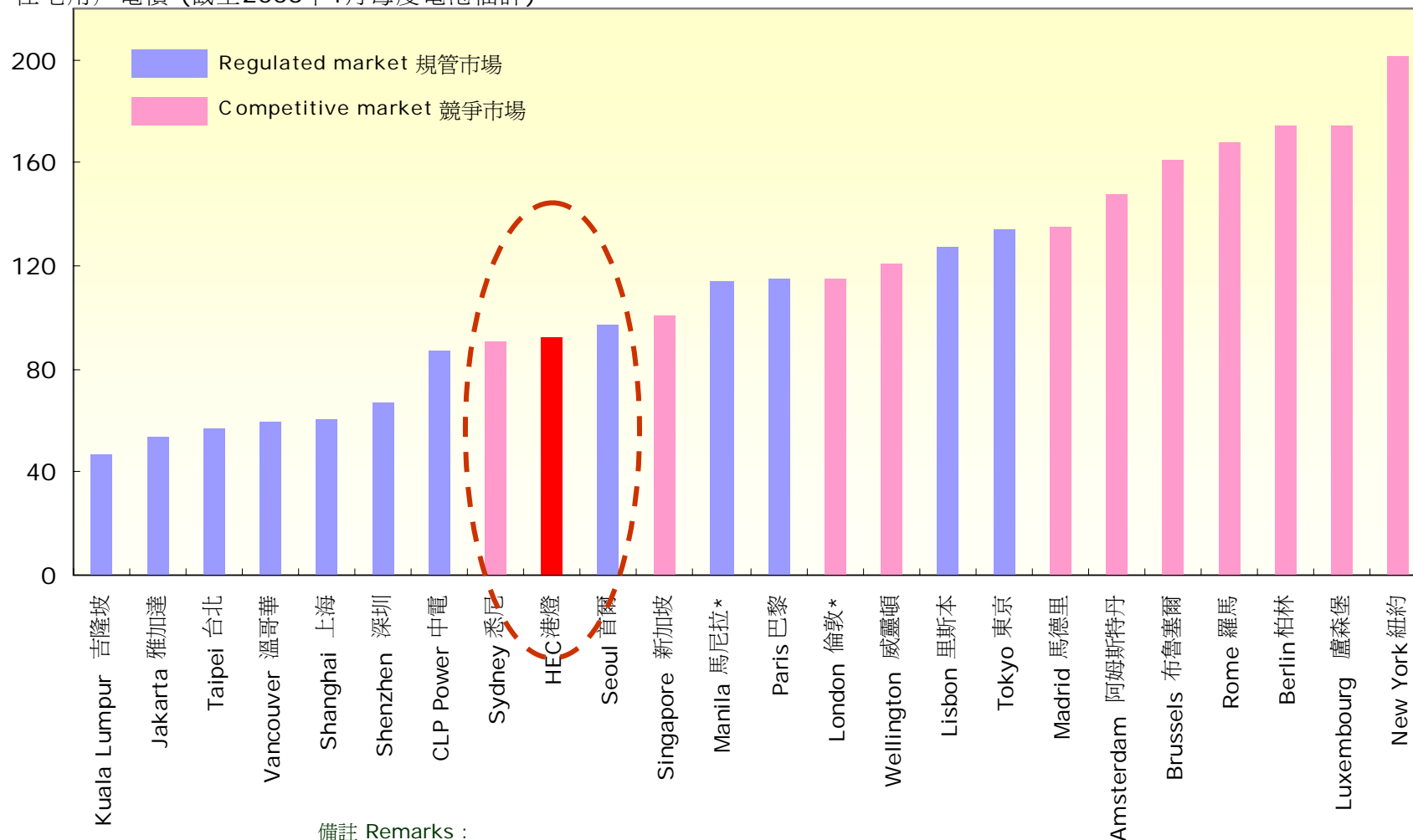
Examples of the 18 pledged service standards :

服務種類 Services Provided	2006 年 優質服務標準 Service standards in 2006	2005 年 成績 Actual results in 2005
電力供應可靠程度 Reliability Rating of Electricity Supply	超過99.998% Better than 99.998%	99.999%
電力中斷後平均恢復電力時間 Average Time for Supply Restoration after Interruption of Supply	兩小時內 Within 2 hours	1 小時19 分鐘 1 hour 19 minutes
由客戶服務代表接聽電話查詢平均等候時間 Average Waiting Time for Telephone Enquiry Services by Customer Services Representatives	少於9 秒 Less than 9 seconds	8.8 秒 8.8 seconds

合理的電價

Reasonable Tariff

Residential Tariff, HKcents/kWh (as of January 2006)
住宅用戶電價 (截至2006年1月每度電港仙計)

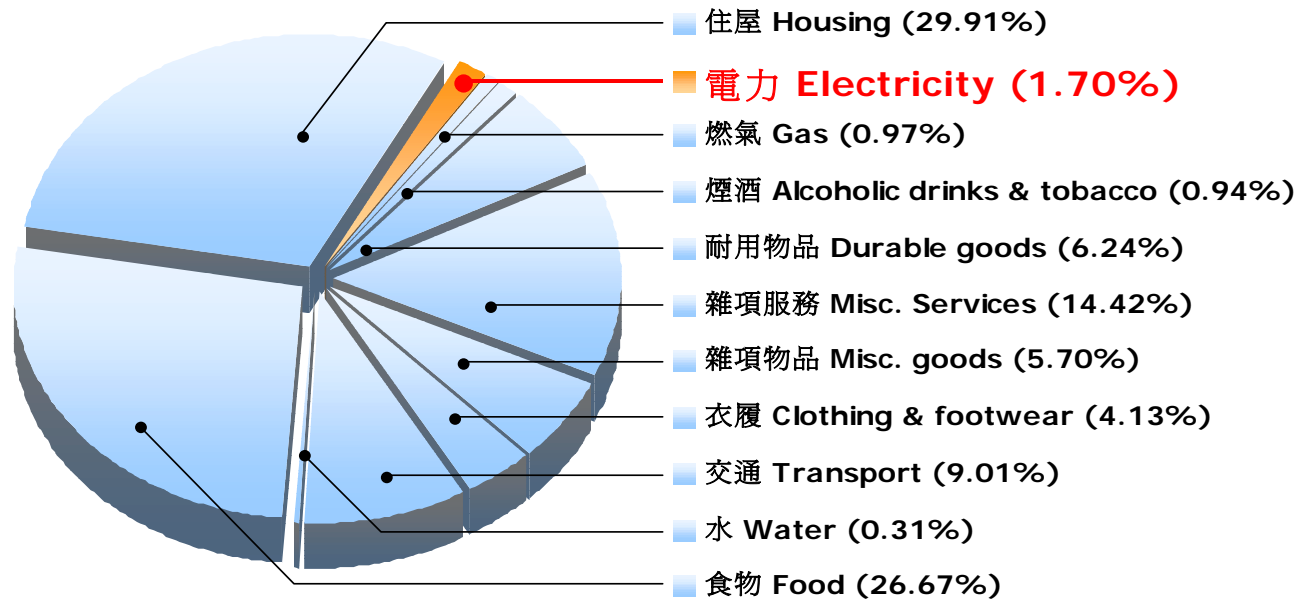


備註 Remarks :

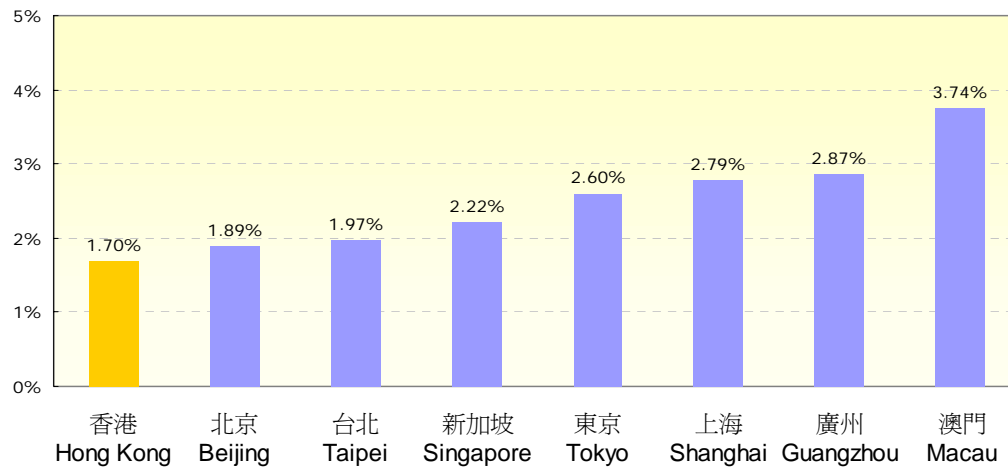
住宅電價按每年用電量3,300度計算。 Comparison based on annual domestic consumption of 3,300kWh.
以上比較資料反映2006年1月電價及匯率，*代表2005年1月電價。
Tariff and exchange rate at Jan 2006, otherwise with * tariff is from Jan 2005.

可負擔的電價 Affordable Tariff

- 與其他服務及日用品之比較
Compared with Other Services & Commodities



比重 Weight %



- 與鄰近城市之比較
Compared with Neighboring Cities

環保表現和項目

Environmental Performance & Projects



港燈榮獲 2005年香港工商業獎 - 環保成就獎
HEC has won the Environmental Performance Award in the 2005 Hong Kong Awards for Industries



港燈於2004年榮獲太平洋盆地經濟理事會環保獎銀獎，是首家亞太區內的電力公司獲此殊榮
HEC was the Silver Award winner of the prestigious PBEA annual Environmental Award (2004). This is the first time that an electricity company in the Region has been honoured



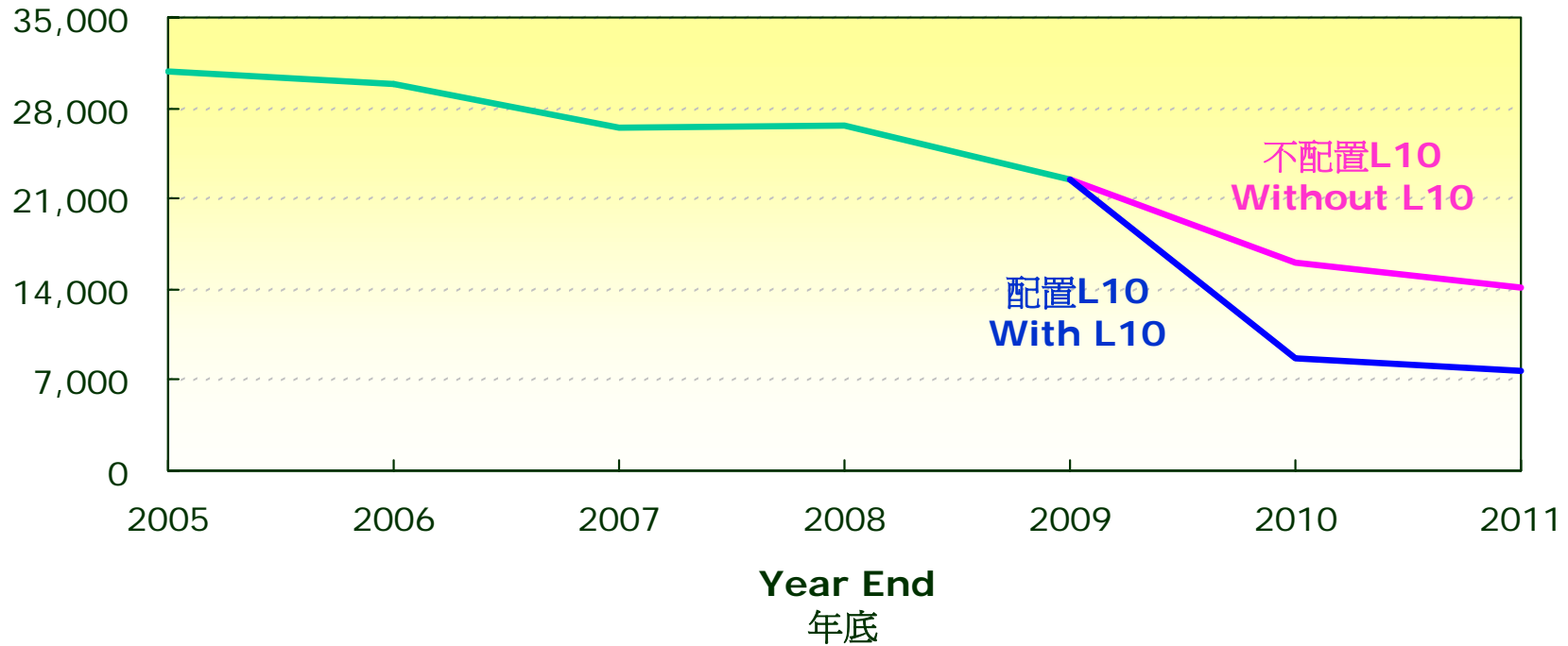
港燈首台天然氣發電機組將於2006年下半年投產
Commissioning of LNG-fired unit in 2nd half of 2006



全港首個風力發電站於2006年2月23日正式落成投產
Commissioning of the territory's first wind power station on 23/2/2006

二氧化硫排放 SO₂ Emissions

SO₂ 二氧化硫
(MT 公噸)



Half-year
operation of L9
L9半年運作

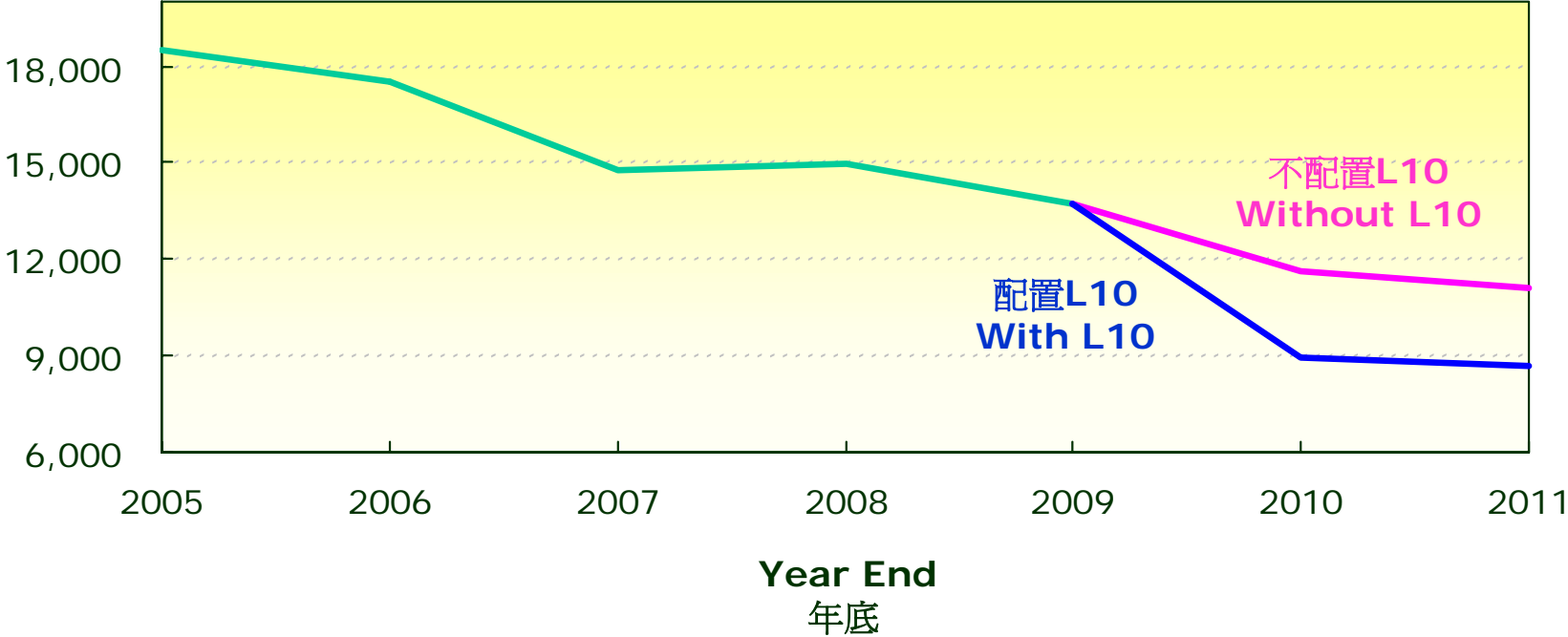
Full-year
operation of L9
L9全年運作

Commissioning
of L5 FGD
L5煙氣脫硫裝置
投產

Commissioning
of L10 & L4
FGD
L10投產及L4 煙
氣脫硫裝置投產

氧化氮排放 NO_x Emissions

NO_x 氧化氮
(MT 公噸)



Half-year operation of L9
L9半年運作

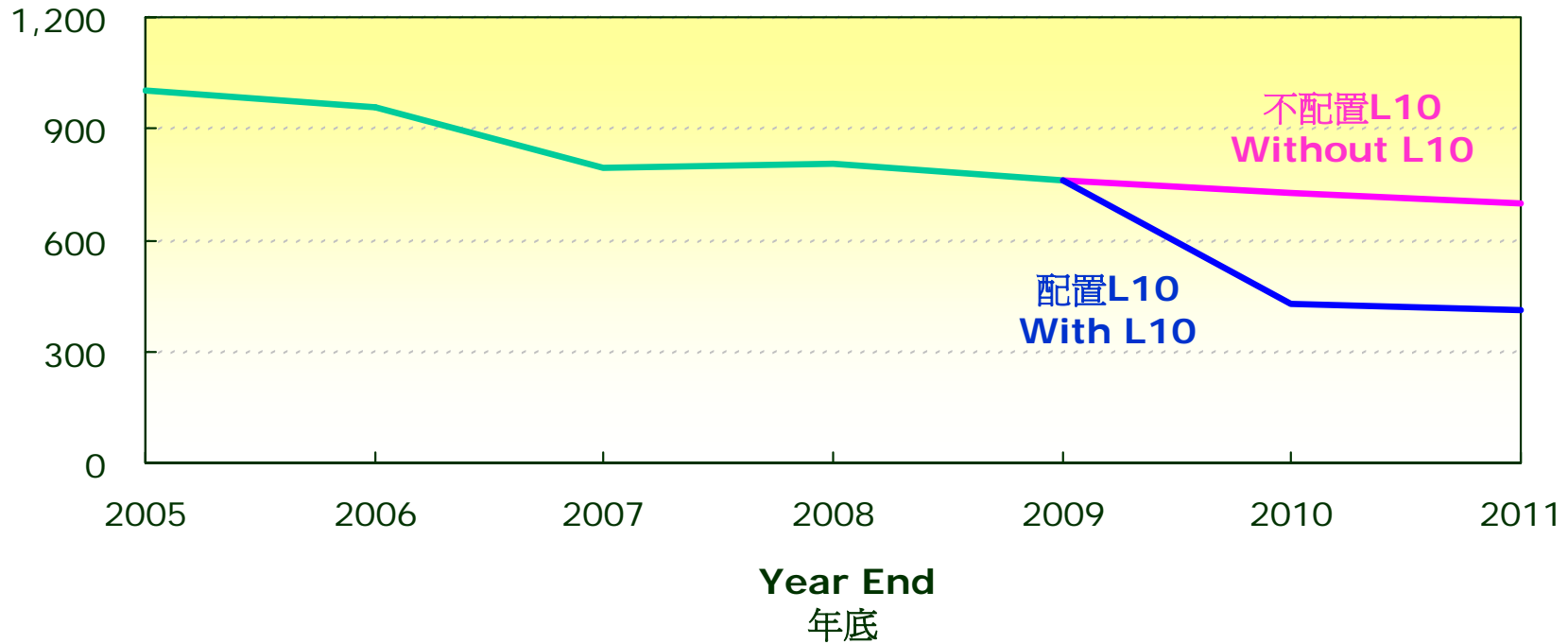
Full-year operation of L9
L9全年運作

Commissioning of L5 FGD
L5煙氣脫硫裝置投產

Commissioning of L10 & L4 FGD
L10投產及L4 煙氣脫硫裝置投產

可吸入懸浮粒子排放 RSP Emissions

RSP 可吸入懸浮粒子
(MT 公噸)



Half-year
operation of L9
L9半年運作

Full-year
operation of L9
L9全年運作

Commissioning
of L10
L10投產

第二階段諮詢之意見

Views on Stage II Consultation

一般意見

General Views

- 港燈支持政府的政策目標，但要求明確優先次序。
HEC supports the policy objectives set by the Government, but needs to know their priority.
- 在現行之管制計劃協議下，以上訂定的所有政策目標均可成功達到。
All the above policy objectives have been successfully achieved under the current Scheme of Control Agreement.
- 28頁的諮詢文件有43項建議，不能提供一個有連貫性、能達致政策目標的規管架構。
The 28-page consultation paper contains 43 proposals which fails to provide a coherent structure capable of meeting the policy objectives.

基本問題

Fundamental Issues

- 大幅削減現時的協議年期和回報率會帶來不可接受的規管風險，很可能減低投資意欲。
The proposed reductions in the term and current rate of return introduce an unacceptable level of regulatory risk and are likely to disincentivise investment.
- 很多建議（尤其是環保建議）沒有具體細節，可能與訂下的目標背道而馳。
Many of the proposals (most notably the environmental changes) are under-developed and are likely to work against the stated objectives.
- 建議主張徹底修訂現有的電力市場架構（如聯網和開放電網），但沒有提供任何細節或考慮可能引起的負面影響，亦未就建議的成本效益進行分析。
The proposals envisage a total overhaul of existing market structures (for example, interconnection and grid access) without providing any detail or considering the adverse impacts that would cause. No cost-benefit analysis of the proposals has been provided.

多謝

Thank You
