

## **For information**

### **Legislative Council Panel on Transport**

#### **Regulation of Cargo Compartments Placed at Roadside**

### **Purpose**

This paper briefs Members on the initiatives taken by the Transport Department (TD) in handling cargo compartments placed at roadside.

### **Background**

2. Cargo compartments (commonly known as "skips" in the trades) placed at roadside are generally used for temporary storage of construction waste generated from fitting-out or modification works carried out in nearby buildings. The waste so collected is subsequently transported to landfills for disposal. The fitting-out and construction trades have a practical need for cargo compartments. To the public, the use of cargo compartments prevents casual dumping of construction waste, thereby alleviating environmental hygiene and traffic nuisance. As cargo compartments are normally left on streets or at roadside for no more than two to three days, the inconvenience caused to traffic and pedestrians is temporary.

### **Guidelines for Mounting and Placing of Skips**


3. To alleviate traffic nuisance caused by cargo compartments placed at roadside, TD has prepared a set of guidelines on the use of skips. The guidelines, distributed to skip users and the public in early 2008 through trade organisations and related government departments, set out safety standards for mounting and placing of skips to ensure safety of road users. For example, the guidelines set out various suggestions on mounting of and locations to place a skip, including attaching yellow flashing lights to each upper corner of the skip or guarding the skip with traffic cones topped with yellow flashing lights at night time for safety purpose. The guidelines are shown in the **Annex**. TD has maintained close contact with trade organisations to encourage voluntary compliance among skip users.

4. If there is a cargo compartment causing serious obstruction or immediate danger to members of the public or traffic, the Police will take appropriate actions, including removing the cargo compartment immediately by a contractor in accordance with the Summary Offences Ordinance. Otherwise, the LandsD will display a notice under the Land (Miscellaneous Provisions) Ordinance, requiring the owner to remove the cargo compartment within a specified period. The LandsD may arrange for its removal by a contractor following expiry of the deadline, and may consider prosecuting the owner and claiming for the expenses incurred.

5. Members are invited to note the paper.

**Transport and Housing Bureau**  
**August 2009**

# Guidelines for Mounting and Placing of Skips



## 1 Introduction

Skips are mostly used for temporary storage of construction wastes generated from building/renovation works and alike. They are often placed near work sites on a short-term basis, pending the delivery of waste to landfills. Their proper use can avoid scattered dumping of waste on roads and improve road environment.

Skip users should plan in advance the delivery, placing and guarding of skips so as not to cause nuisance and safety threats to general public.

## 2 Use of Skips

Public safety is of paramount importance in the use of skips. Skips should not contain inflammable or dangerous materials. Skips at roadside should be carefully placed so as not to cause obstruction or sightline problem to other road users. In case a particular skip is found to pose serious safety threats to road users or severely impede traffic flow, it would be removed by the relevant authority without prior notice.

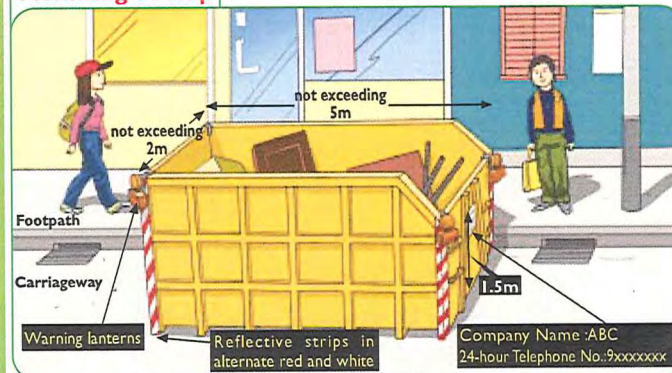
Proper use of skips<sup>1</sup> involves two aspects i.e. mounting and placing. Good practices are recommended below:

### Mounting

- All exposed faces shall be painted bright yellow<sup>2</sup>.
- Company names and emergency contact telephone numbers<sup>3</sup> shall be clearly marked on the lateral sides of skips at 1.5 metres above ground.
- Reflective strips<sup>4</sup> in alternate red and white of minimum width of 200mm should be affixed at the four vertical edges of skips. The strips shall be mounted vertically for a minimum length of 1 metre.

<sup>1</sup> Delivery of skips and handling of construction materials should comply with guidelines issued by other departments.  
<sup>2</sup> The shade of bright yellow should comply with No. 008 E51 in BS 525F:1976 or No. BSC 355 or No. BSC 356 in BS 381C:1996  
<sup>3</sup> Letter and character size should be of minimum 100mm in height.  
<sup>4</sup> Skips should be constructed in "Class Ref 1" or "Class Ref 2" retro-reflective material conforming to BS EN 12899-1:2001

### Mounting of Skip



### Guarding at Night



- During the hours of darkness, yellow flashing lights<sup>5</sup> shall be attached to each upper corner of skip. Alternatively, skip shall be guarded by traffic cones and signs, with yellow flashing lights placed on traffic cones.

<sup>5</sup> The colour of lights should be yellow. Lanterns should be of low intensity battery operated lamps and comply with requirements of BS 3143-2:1990 and should be of flashing type with a flashing rate falling within the range of 90 to 150 times per minute.

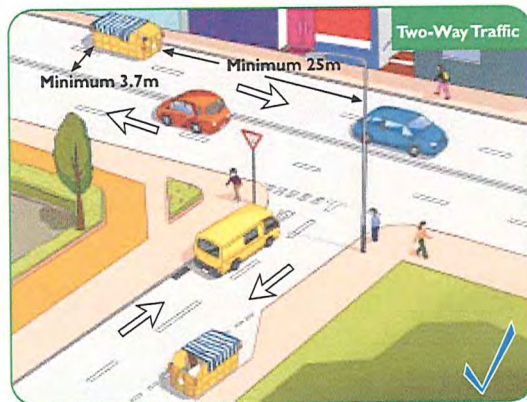
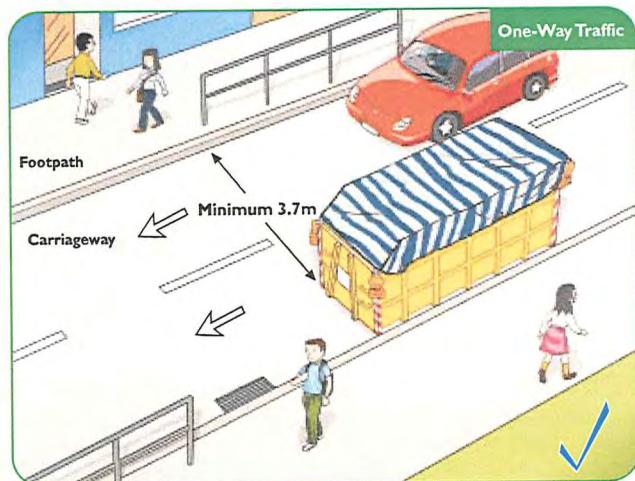


## Placing

Skips at roadside should be carefully placed so that obstruction to both pedestrian and vehicular traffic is kept to a minimum.

## DOs

- Locations for placing skips are subject to approval by relevant government departments. The following locations can be considered for skip placement.
  - general lay-bys (except those with bus stops or no-stopping zones)
  - kerbsides of one-way roads with carriageway width of 6m or more
  - kerbsides of roads with clear carriageway width of not less than 3.7m (each flow direction) after placing
- Skip users should comply with associated traffic-related regulations.
- Skips shall be maintained in a clean and tidy condition.



## DON'Ts

- Skips should not be placed at:
- Public roads with speed limit exceeding 50km/h.
  - Any roadside within 25m of junctions, roundabouts, pedestrian crossings, public transport facilities\*, exits and run-ins of developments.

\* Public transport facilities include designated stops, stands and terminus for bus, taxi, green and red minibuses.



- Don't place skips at locations like:
  - Obstructing emergency exits
  - Road bends
  - "No-stopping" restricted zones
  - Bus routes
  - Cul-de-sacs
  - All footpaths and pedestrianised streets (full-time or part-time)
  - Steep roads
- Skips should not:
  - obscure traffic signs and signals
  - impede road surface drainage
  - block manholes and gullies
  - be placed in rows or groups
  - cause obstruction, nuisance and safety threats to other road users



Remark: Skip users should consult relevant government departments under special circumstances.

Website: [www.td.gov.hk](http://www.td.gov.hk) Enquiry Hotline: 1823