

Index Page

**Replies to supplementary questions raised by
Finance Committee Members in examining the Estimates of Expenditure 2014-15**

Director of Bureau : Secretary for Home Affairs

Session No. : 13

File Name : HAB-2S-e1.doc

Reply Serial No.	Question Serial No.	Name of Member	Head	Programme
S-HAB01	S0111	CHAN Ka-lok, Kenneth	53	(4) Recreation, Sport and Entertainment Licensing
S-HAB02	SV011	IP Kin-yuen	53	(2) Social Harmony and Civic Education
S-HAB03	S0068	LEE Cheuk-yan	53	(2) Social Harmony and Civic Education
S-HAB04	S0069	LEE Cheuk-yan	53	(2) Social Harmony and Civic Education
S-HAB05	S0070	LEE Cheuk-yan	53	(2) Social Harmony and Civic Education
S-HAB06	S0071	LEE Cheuk-yan	53	(2) Social Harmony and Civic Education
S-HAB07	S0072	LEE Cheuk-yan	53	(2) Social Harmony and Civic Education
S-HAB08	S0073	LEE Cheuk-yan	53	(2) Social Harmony and Civic Education
S-HAB09	S0074	LEE Cheuk-yan	53	(2) Social Harmony and Civic Education
S-HAB10	S0075	LEE Cheuk-yan	53	(2) Social Harmony and Civic Education
S-HAB11	S0087	LEUNG, Kenneth	53	(2) Social Harmony and Civic Education
S-HAB12	S0088	LEUNG, Kenneth	53	(2) Social Harmony and Civic Education
S-HAB13	S0099	MA Fung-kwok	53	(6) Subvention: Hong Kong Academy for Performing Arts, Hong Kong Arts Development Council and Major Performing Arts Groups
S-HAB14	S0076	WONG Pik-wan, Helena	53	(2) Social Harmony and Civic Education
S-HAB15	S0077	WONG Pik-wan, Helena	53	(2) Social Harmony and Civic Education
S-HAB16	S0078	WONG Pik-wan, Helena	53	(2) Social Harmony and Civic Education
S-HAB17	S0159	MO, Claudia	63	(2) Community Building
S-HAB18	S0217	KWOK, Dennis	94	(1) Processing of Legal Aid Applications
S-HAB19	S0100	MA Fung-kwok	95	(5) Public Libraries
S-HAB20	S0110	MA Fung-kwok	95	(5) Public Libraries

CONTROLLING OFFICER'S REPLY

S-HAB01

(Question Serial No. S0111)

Head: (53) GS: Home Affairs Bureau

Subhead (No. & title): (-) Not Specified

Programme: (4) Recreation, Sport and Entertainment Licensing

Controlling Officer: Permanent Secretary for Home Affairs (Raymond YOUNG)

Director of Bureau: Secretary for Home Affairs

Question:

At the Special Finance Committee Meeting, the Secretary for Home Affairs said that the Sports Federation & Olympic Committee of Hong Kong, China (SF&OC) was required to submit annual audited financial statements to the Administration. Will the Bureau disclose those financial statements submitted by the SF&OC for the past 5 years? If not, what are the reasons?

Asked by: Hon. CHAN Ka-lok, Kenneth

Reply:

Copies of the annual audited financial statements that the Sports Federation and Olympic Committee of Hong Kong, China (SF&OC) has submitted to the Administration for the period from 2009 to 2013 in respect of the annual subvention to the SF&OC are at Annex.



Report on Income and Expenditure Statements

Sports Federation and Olympic Committee of
Hong Kong, China

Hong Kong Athletes Career and Education
Programme (2008 – 2009)

Contents

	Page
Report of Factual Findings	1
Income and Expenditure Statement - Part 1 : Administrative	3
Income and Expenditure Statement - Part 2 : Programme	4
Notes to Income and Expenditure Statements	5

Expressed in Hong Kong dollars ("HK\$")



Report of Factual Findings

Sports Federation and Olympic Committee of Hong Kong, China Hong Kong Athletes Career and Education Programme (2008 – 2009)

We have performed the procedures agreed with you and enumerated below with respect to the income and expenditure statements of Hong Kong Athletes Career and Education Programme (2008 – 2009) (“the Event”). As agreed our work was conducted in accordance with Hong Kong Standard on related services 4400 “Engagements to perform agreed-upon procedures regarding financial information” issued by the Hong Kong Institute of Certified Public Accountants. The procedures were performed solely to assist you in determining whether the income and expenditure statements properly reflects all income and expenditure relating to the Event subsidised by Home Affairs Bureau and are summarised as follows:

1. Income

Checking of all income items of the Event to relevant supporting documents (such as letter or the copy of cheque issued by third party to confirm the amount of Subvention or Sponsorship).

2. Expenditure

Checking of all expense items of the Event to relevant supporting documents (such as payment vouchers, receipts, invoices or statements).

We report our findings as follows:

- a) With respect to item 1 we have found that all income items are supported by the relevant supporting documents.
- b) With respect to item 2 we have found that all expenses incurred are supported by third party documents.





Our report is solely for the above stated use and is not to be used for any other purpose or to be distributed to any other parties without our prior written consent.

Grant Thornton

Grant Thornton
Certified Public Accountants
6th Floor, Nexus Building
41 Connaught Road Central
Hong Kong

20 August 2009

Income and Expenditure Statement

- Part 1: Administrative

Period from 1 July 2008 to 31 March 2009

	Note	HK\$
INGOME		
Subvention from Home Affairs Bureau	1(a)	2,700,000.00
<hr/>		
EXPENDITURE		
<i>Staff Costs</i>		
Staff salary		473,348.23
Mandatory Provident Fund		13,001.16
Medical Insurance		7,618.44
Employee Compensation Insurance		829.00
		<hr/>
		494,796.83
<i>Office Expenses</i>		
Office Equipment		34,800.00
Printing and Stationery		2,416.60
Telephone		1,688.23
Meeting Expenses		3,273.90
Travelling Expenses		2,652.40
Postage, Fax and Photocopying		2,473.58
Legal and Professional Fees		19,500.00
Marketing and Promotion Expenses		31,400.00
Miscellaneous Expenses		13,200.00
		<hr/>
		111,404.71
<i>Audit Fee</i>		8,000.00
		<hr/>
TOTAL EXPENDITURE		614,201.54
SURPLUS	2(a)	2,085,798.46

The income and expenditure statement was approved by the President and the Honorary Treasurer on 20 August 2009



President



Honorary Treasurer

Income and Expenditure Statement

- Part 2 : Programme

Period from 1 July 2008 to 31 March 2009

	Note	HK\$
INCOME		
Subvention from Home Affairs Bureau	1(b)	8,500,000.00
Sponsorship		3,000,000.00
Interest Income		27,670.30
		<hr/>
		11,527,670.30
EXPENDITURE		
Seminars / Workshops on Career Development and Athletes Affairs		19,339.00
Scholarship for Post-Secondary Education and Vocational Training		15,505.00
Consultation on Career Development		1,082.00
Career Programme – Job Opportunity		21,610.00
		<hr/>
		57,536.00
SURPLUS	2(b)	<hr/>
		11,470,134.30

The income and expenditure statement was approved by the President and the Honorary Treasurer on 20 August 2009



President



Honorary Treasurer

Notes to Income and Expenditure Statements

1. SUBVENTION FROM HOME AFFAIRS BUREAU ("HAB")

- 1(a) A total of HK\$2,700,000.00 was received from HAB on 27 March 2008 to cover the administrative expenses, including staffing and office expenses for the Hong Kong Athletes Career and Education Programme for at least three years (i.e. 2008/09 to 2010/11).
- 1(b) A total of HK\$8,500,000.00 was received on 28 May 2008 from HAB as one-off start up fund to develop a comprehensive retirement scheme for athletes in pursuit of higher education as well as vocational development opportunities for integration into the community.

2. SURPLUS

- 2(a) The surplus of HK\$2,085,798.46 for the period could be retained by the Federation for the administrative expenses of the Hong Kong Athletes Career and Education Programme for at least up to 2010/11.
- 2(b) The surplus of HK\$11,470,134.30 for the period, including the commercial sponsorships and bank interest income, could be retained by the Federation to support and sustain the development of the Hong Kong Athletes Career and Education Programme.



Grant Thornton
均富

Report on Income and Expenditure Statements

Sports Federation and Olympic Committee of
Hong Kong, China

Hong Kong Athletes Career and Education
Programme (2009 – 2010)

Contents

	Page
Report of Factual Findings	1
Income and Expenditure Statement - Part 1 : Administrative	3
Income and Expenditure Statement - Part 2 : Programme	4
Notes to Income and Expenditure Statements	5

Expressed in Hong Kong dollars ("HK\$")

Report of factual findings

Sports Federation and Olympic Committee of Hong Kong, China Hong Kong Athletes Career and Education Programme (2009 – 2010)

We have performed the procedures agreed with you and enumerated below with respect to the income and expenditure statements of Hong Kong Athletes Career and Education Programme (2009 – 2010) ("the Event"). As agreed our work was conducted in accordance with Hong Kong Standard on related services 4400 "Engagements to perform agreed-upon procedures regarding financial information" issued by the Hong Kong Institute of Certified Public Accountants. The procedures were performed solely to assist you in determining whether the income and expenditure statements properly reflects all income and expenditure relating to the Event subsidised by Home Affairs Bureau and are summarised as follows:

1. Income

Checking of all income items of the Event to relevant supporting documents (such as letter issued by third party to confirm the amount subvented).

2. Expenditure

Checking of all expense items of the Event to relevant supporting documents (such as payment vouchers, receipts, invoices or statements).

We report our findings as follows:

- a) With respect to item 1 we have found that all income items are supported by the relevant supporting documents.
- b) With respect to item 2 we have found that all expenses incurred are supported by third party documents.



Our report is solely for the above stated use and is not to be used for any other purpose or to be distributed to any other parties without our prior written consent.

Grant Thornton

Grant Thornton
Certified Public Accountants
6th Floor, Nexxus Building
41 Connaught Road Central
Hong Kong

Date: 8 July 2010


Income and expenditure statement

- Part 1: Administrative

Period from 1 April 2009 to 31 March 2010

	Note	HK\$
Income		
Subvention from Home Affairs Bureau		-
<hr/>		
Expenditure		
<i>Staff Costs</i>		
Staff salary		822,163.54
Mandatory Provident Fund		22,430.18
Medical Insurance		7,618.50
Employee Compensation Insurance		1,404.00
		<hr/> 853,616.22
<i>Office Expenses</i>		
Printing and Stationery		6,107.31
Telephone		2,203.30
Meeting Expenses		1,483.00
Travelling Expenses		3,592.30
Postage, Fax and Photocopying		886.60
Internet and Broadband Service		14,400.00
Miscellaneous		65.00
		<hr/> 28,737.51
<i>Audit Fee</i>		8,000.00
Total expenditure		<hr/> 890,353.73
Balance brought forward	1(a)	2,085,798.46
Surplus carried forward	2(a)	<hr/> 1,195,444.73

The income and expenditure statement was approved by the President and the Honorary Treasurer on 8 July 2010



President



Honorary Treasurer

Income and expenditure statement

- Part 2 : Programme

Period from 1 April 2009 to 31 March 2010

	Note	HK\$
Income		
Interest Income		7,373.50
<hr/>		
Expenditure		
Seminars / Workshops on Career Development and Athletes Affairs		90,998.90
Scholarship for Post-Secondary Education and Vocational Skills Training		30,955.00
Scholarship Programme for Tertiary Education		10,657.50
Consultation on Career Development		905.60
Career Programme – Job Opportunity		38,850.00
Ambassador Programme		59,070.50
		<hr/>
		231,437.50
Surplus brought forward	1(b)	11,470,134.30
Surplus carried forward	2(b)	11,246,070.30

The income and expenditure statement was approved by the President and the Honorary Treasurer on 8 July 2010



President



Honorary Treasurer

Notes to income and expenditure statements

1. SURPLUS BROUGHT FORWARD

- 1(a) A total of HK\$2,700,000.00 was received from HAB on 27 March 2008 to cover the administrative expenses, including staffing and office expenses for the Hong Kong Athletes Career and Education Programme for at least three years (i.e. 2008/09 to 2010/11). As at 31 March 2009, the unspent balance was HK\$2,085,798.46.
- 1(b) A total of HK\$8,500,000.00 was received on 28 May 2008 from HAB as one-off start up fund to develop a comprehensive retirement scheme for athletes in pursuit of higher education as well as vocational development opportunities for integration into the community. As at 31 March 2009, the unspent balance was HK\$11,470,134.30.

2. SURPLUS CARRIED FORWARD

- 2(a) The surplus of HK\$1,195,444.73 for the period could be retained by the Federation for the administrative expenses of the Hong Kong Athletes Career and Education Programme for at least up to 2010/11.
- 2(b) The surplus of HK\$11,246,070.30 for the period, including the commercial sponsorships and bank interest income, could be retained by the Federation to support and sustain the development of the Hong Kong Athletes Career and Education Programme.

*Report on Income and Expenditure Statement
Sports Federation and Olympic Committee
of Hong Kong, China
Hong Kong Athletes Career and Education
Programme (HKACEP)
For the period 1 April 2010 to 31 March 2011*

Report of Factual Findings

Sports Federation and Olympic Committee of Hong Kong, China (“the Federation”) Hong Kong Athletes Career and Education Programme (HKACEP)

For the period 1 April 2010 to 31 March 2011

To : The members of the Sports Federation and Olympic Committee of Hong Kong, China

We have performed the procedures agreed with you and enumerated below with respect to the income and expenditure statement of the HKACEP (“the Program”). Our engagement was undertaken in accordance with Hong Kong Standard on Related Services 4400 “Engagements to Perform Agreed-Upon Procedures Regarding Financial Information” issued by the Hong Kong Institute of Certified Public Accountants (“HKICPA”). The procedures were performed solely to assist you in determining whether the income and expenditure statement properly reflects all income and expenditure of the Program subsidised by Home Affairs Bureau and are summarised as follows:

1. Income

We checked all income items of the Program with the correspondence (such as letter or the copy of cheque issued by third party to confirm the amount of subvention or sponsorship).

2. Expenditure

We checked all expense items of the Program to supporting documents (such as payment vouchers, receipts, invoices or statements).

We report our findings below:

- a) With respect to item 1 we found all income items are agreed with the correspondence.
- b) With respect to item 2 we found all expenses incurred are agreed with supporting documents.

Because the above procedures do not constitute an assurance engagement made in accordance with Hong Kong Standards on Auditing, Hong Kong Standards on Review Engagements or Hong Kong Standards on Assurance Engagements, we do not express any assurance on statement.

Had we performed additional procedures or had we performed an assurance engagement of the financial statements in accordance with Hong Kong Standards on Auditing, Hong Kong Standards on Review Engagements or Hong Kong Standards on Assurance Engagements issued by the HKICPA, other matters might have come to our attention that would have been reported to you.

Report of Factual Findings

**Sports Federation and Olympic Committee of Hong Kong, China (“the Federation”)
Hong Kong Athletes Career and Education Programme (HKACEP)**
For the period 1 April 2010 to 31 March 2011

We report our findings below: (continued)

Our report is solely for the purpose set forth in the first paragraph of this report and for your information and is not to be used for any other purpose or to be distributed to any other parties. This report relates only to the accounts and items specified above and does not extend to any financial statements of the Federation taken as a whole.



Certified Public Accountants
Hong Kong, 15 JUN 2011

**Sports Federation and Olympic Committee of Hong Kong, China
Hong Kong Athletes Career and Education Programme (HKACEP)**

Income and Expenditure Statement – Part 1: Administrative

For the period 1 April 2010 to 31 March 2011

	<i>Note</i>	<i>HK\$</i>	<i>HK\$</i>
Income			
Subvention from Home Affairs Bureau during the period			
Expenditure			
Staff Costs			
Staff Salary		1,062,873.92	
Mandatory Provident Fund		28,494.63	
Medical Insurance		10,076.03	
Employee Compensation Insurance		<u>2,727.10</u>	
		1,104,171.68	
Office Expenses			
Printing and Stationery		7,466.74	
Telephone		1,197.91	
Meeting Expenses		1,614.74	
Travelling Expenses		3,444.10	
Postage, Fax and Photocopying		1,405.19	
Miscellaneous Expenses		<u>9,278.00</u>	
		24,406.68	
Audit Fee		<u>10,000.00</u>	
Total expenditure			<u>1,138,578.36</u>
Deficit for this period			<u>(1,138,578.36)</u>
Surplus brought forward	<i>1(a)</i>		<u>1,195,444.73</u>
Surplus carried forward	<i>1(b)</i>		<u><u>56,866.37</u></u>

The income and expenditure statement was signed by the President and Honorary Treasurer on 15 JUN 2011

President



Honorary Treasurer



**Sports Federation and Olympic Committee of Hong Kong, China
Hong Kong Athletes Career and Education Programme (HKACEP)**

Income and Expenditure Statement – Part 2: Programme

For the period 1 April 2010 to 31 March 2011


	<i>Note</i>	<i>HK\$</i>	<i>HK\$</i>
Income			
Donation - EAG Sub-Fund	2(a)		4,900,000.00
Interest Income			<u>5,695.38</u>
			4,905,695.38
Expenditure			
Seminars / Workshops on Career Development and Athletes Affairs		84,988.30	
Scholarship Programme for Post-Secondary Education & Vocational Skills Training		78,825.00	
Language Enrichment Course		720.00	
Scholarship Programme for Tertiary Education		29,342.50	
Consultation Services on Athletes' Education and Career Development		111,783.00	
Career Programme - Job Opportunity		50,363.00	
Ambassador Programme		<u>30,932.50</u>	
Total expenditure			<u>386,954.30</u>
Surplus for this period			<u>4,518,741.08</u>
Surplus brought forward	2(b)		<u>11,246,070.30</u>
Surplus carried forward	2(c)		<u><u>15,764,811.38</u></u>

The income and expenditure statement was signed by the President and Honorary Treasurer on 15 JUN 2011

President



Honorary Treasurer



**Sports Federation and Olympic Committee of Hong Kong, China
Hong Kong Athletes Career and Education Programme (HKACEP)**

Notes to Income and Expenditure Statement

For the period 1 April 2010 to 31 March 2011

1. ADMINISTRATIVE

1 (a) Surplus brought forward

A total of HK\$2,700,000.00 was received from Home Affairs Bureau ("HAB") on 27 March 2008 to cover the administrative expenses, including staffing and office expenses for the Hong Kong Athletes Career and Education Programme ("the Program") for at least three years (i.e. 2008/09 to 2010/11). As at 31 March 2010, the unspent balance was HK\$1,195,444.73.

1 (b) Surplus carried forward

The surplus of HK\$56,866.37 at the end of the period could be retained by the Federation for the administrative expenses of the Program for at least up to 2011/12.

2. PROGRAMME

2 (a) EAG sub-fund

A total of HK\$4,900,000.00 was received on 30 June 2010 from 2009 East Asian Games (Hong Kong) Limited as donation to the Program for setting up a EAG sub-fund. The beneficiaries of the EAG sub-fund are the serving or retired Hong Kong athletes, who have participated in the Olympic Games, Asian Games or East Asian Games, while priority is given to athletes of East Asian Games. The eligibility criteria, vetting and approval of applications for the EAG sub-fund is in accordance with the existing arrangements being adopted by the Program.

2 (b) Surplus brought forward

A total of HK\$8,500,000.00 was received on 28 May 2008 from HAB as one-off start up fund to develop a comprehensive retirement scheme for athletes in pursuit of higher education as well as vocational development opportunities for integration into the community. Apart from the subvention from HAB, a total of HK\$3,000,000.00 was received in 2008 as commercial sponsorships to be also reserved for the programme expenses. As at 31 March 2010, the unspent balance was HK\$11,246,070.30.

2 (c) Surplus carried forward

The surplus of HK\$15,764,811.38 at the end of the period, including the commercial sponsorships and bank interest income, could be retained by the Federation to support and sustain the development of the Program.

*Report on Income and Expenditure Statement
Sports Federation and Olympic Committee
of Hong Kong, China
Hong Kong Athletes Career and Education
Programme (the "Program")
For the period 1 April 2011 to 31 March 2012*

Report of Factual Findings

Sports Federation and Olympic Committee of Hong Kong, China (the "Federation") Hong Kong Athletes Career and Education Programme (the "Program")

For the period 1 April 2011 to 31 March 2012

To : The members of the Sports Federation and Olympic Committee of Hong Kong, China

We have performed the procedures agreed with you and enumerated below with respect to the income and expenditure statement of the Program. Our engagement was undertaken in accordance with Hong Kong Standard on Related Services 4400 "Engagements to Perform Agreed-Upon Procedures Regarding Financial Information" issued by the Hong Kong Institute of Certified Public Accountants ("HKICPA"). The procedures were performed solely to assist you in determining whether the income and expenditure statement properly reflects all income and expenditure of the Program subsidised by Home Affairs Bureau and are summarised as follows:

1. Income

We checked all income items of the Program with the correspondence in relation to the subsidy from Home Affairs Bureau. We checked all interest income from bank deposit of the Program is supported by relevant bank statements.

2. Expenditure

We checked all expense items of the Program to supporting documents (such as payment vouchers, receipts, invoices or statements).

We report our findings below:

- a) With respect to item 1 we found all income items are agreed with the correspondence.
- b) With respect to item 2 we found all expenses incurred are agreed with supporting documents.

Because the above procedures do not constitute an assurance engagement made in accordance with Hong Kong Standards on Auditing, Hong Kong Standards on Review Engagements or Hong Kong Standards on Assurance Engagements, we do not express any assurance on statement.

Had we performed additional procedures or had we performed an assurance engagement of the financial statements in accordance with Hong Kong Standards on Auditing, Hong Kong Standards on Review Engagements or Hong Kong Standards on Assurance Engagements issued by the HKICPA, other matters might have come to our attention that would have been reported to you.

Report of Factual Findings

Sports Federation and Olympic Committee of Hong Kong, China (the “Federation”) Hong Kong Athletes Career and Education Programme (the “Program”)

For the period 1 April 2011 to 31 March 2012

We report our findings below: (continued)

Our report is solely for the purpose set forth in the first paragraph of this report and for your information and is not to be used for any other purpose or to be distributed to any other parties. This report relates only to the accounts and items specified above and does not extend to any financial statements of the Federation taken as a whole.



Certified Public Accountants
Hong Kong, 19 JUN 2012

Sports Federation and Olympic Committee of Hong Kong, China
Hong Kong Athletes Career and Education Programme (the "Program")

Income and Expenditure Statement – Part 1: Administrative

For the period 1 April 2011 to 31 March 2012

	<i>Note</i>	<i>HK\$</i>	<i>HK\$</i>
Income			
Subvention from Home Affairs Bureau during the period	<i>1(a)</i>		982,000.00
Expenditure			
Staff Costs			
Staff Salary		1,130,827.98	
Mandatory Provident Fund		32,789.41	
Medical Insurance		10,989.75	
Employee Compensation Insurance		<u>2,268.69</u>	
		1,176,875.83	
Office Expenses			
Office Equipment		60,762.00	
Printing and Stationery		16,242.70	
Telephone		1,534.20	
Meeting Expenses		825.00	
Travelling Expenses		4,144.70	
Postage, Fax and Photocopying		9,081.43	
Internet and Broadband Service		4,800.00	
Miscellaneous Expenses		<u>968.60</u>	
		98,358.63	
Audit Fee		<u>10,600.00</u>	
Total expenditure			<u>1,285,834.46</u>
Deficit for this period			<u>(303,834.46)</u>
Surplus brought forward	<i>1(b)</i>		<u>56,866.37</u>
Deficit borne by the Federation	<i>1(c)</i>		<u><u>(246,968.09)</u></u>

The income and expenditure statement was signed by the President and Honorary Treasurer on 19 JUN 2012



President



Honorary Treasurer

Sports Federation and Olympic Committee of Hong Kong, China
Hong Kong Athletes Career and Education Programme (the "Program")

Income and Expenditure Statement – Part 2: Programme

For the period 1 April 2011 to 31 March 2012

	<i>Note</i>	Main Fund HK\$	EAG Sub- fund HK\$	Total HK\$
Income				
Interest Income		13,630.17		13,630.17
Expenditure				
Integrated General English Course		3,900.00	-	3,900.00
Seminars and Workshops on Education, Career Development and Athletes Affairs		33,861.50	-	33,861.50
Scholarship Programme for Post – Secondary Education & Vocational Skills Training		62,721.00	52,771.45	115,492.45
Language Enrichment Course		2,318.40	-	2,318.40
Scholarship Programme for Tertiary Education		65,255.00	9,262.50	74,517.50
Academic Enhancement Scheme for Post – Secondary and Undergraduate		12,655.50	-	12,655.50
Consultation Services on Athletes' Education and Career Development		15,646.00	-	15,646.00
Career Programme - Job Opportunity		20,000.00	-	20,000.00
Athletes' Education		69,168.00	-	69,168.00
Website and I.T. Communication with Athletes		100,160.00	-	100,160.00
		<u>385,685.40</u>	<u>62,033.95</u>	<u>447,719.35</u>
Deficit for this year		(372,055.23)	(62,033.95)	(434,089.18)
Surplus brought forward	2(a)	<u>10,864,811.38</u>	<u>4,900,000.00</u>	<u>15,764,811.38</u>
Surplus carried forward	2(b)	<u>10,492,756.15</u>	<u>4,837,966.05</u>	<u>15,330,722.20</u>

The income and expenditure statement was signed by the President and Honorary Treasurer on 19 JUN 2012

President



Honorary Treasurer



**Sports Federation and Olympic Committee of Hong Kong, China
Hong Kong Athletes Career and Education Programme (the "Program")**

Notes to Income and Expenditure Statement

For the period 1 April 2011 to 31 March 2012

1. ADMINISTRATIVE

1(a) Subvention from Home Affairs Bureau ("HAB")

The subvention, which was received on a recurrent basis to cover the administrative expenses, including staffing and office expenses for the Program, was capped at HK\$982,000 for 2011-12.

1(b) Surplus brought forward

A total of HK\$2,700,000.00 was received from Home Affairs Bureau ("HAB") on 27 March 2008 to cover the administrative expenses of the Program up to 2010-11. As at 31 March 2011, the surplus was HK\$56,866.67 which, as agreed by the HAB, could be retained by the Federation to cover the administrative expenses for 2011-12.

1(c) Deficit borne by the Federation

The Federation has agreed to absorb the deficit at a ceiling amount of HK\$500,000.

2. PROGRAMME

2(a) Surplus brought forward

A total of HK\$8,500,000.00 was received on 28 May 2008 from HAB as one-off start up fund (the "Main Fund") to develop a comprehensive retirement scheme for athletes in pursuit of higher education, life skills, as well as vocational development opportunities for integration into the community. Besides, a total of HK\$3,000,000.00 as commercial sponsorships was received in 2008 for the Program. As at 31 March 2011, the unspent balance was HK\$10,864,811.38.

A total of HK\$4,900,000.00 was received on 30 June 2010 from 2009 East Asian Games (Hong Kong) Limited as donation to the Programme for setting up a EAG Sub-fund. The beneficiaries of the EAG Sub-fund are the serving or retired Hong Kong athletes, who have participated in the Olympic Games, Asian Games or East Asian Games (EAG), while priority is given to EAG athletes. The eligibility criteria, vetting and approval of applications for the EAG Sub-fund are in accordance with those of the Main Fund. As at 31 March 2011, the unspent balance was HK\$4,900,000.00.

2(b) Surplus carried forward

The surplus of HK\$15,330,722.20 at the end of the period, including HK\$10,492,756.15 of the Main Fund and HK\$4,837,966.05 of the EAG Sub-fund, could be retained by the Federation to support and sustain the development of the Program.

*Report on Income and Expenditure Statement
Sports Federation and Olympic Committee
of Hong Kong, China
Hong Kong Athletes Career and Education
Programme (the "Program")
For the period 1 April 2012 to 31 March 2013*

Report of Factual Findings

Sports Federation and Olympic Committee of Hong Kong, China (the "Federation") Hong Kong Athletes Career and Education Programme (the "Program")

For the period 1 April 2012 to 31 March 2013

To : The members of the Sports Federation and Olympic Committee of Hong Kong, China

We have performed the procedures agreed with you and enumerated below with respect to the income and expenditure statement of the Program. Our engagement was undertaken in accordance with Hong Kong Standard on Related Services 4400 "Engagements to Perform Agreed-Upon Procedures Regarding Financial Information" issued by the Hong Kong Institute of Certified Public Accountants ("HKICPA"). The procedures were performed solely to assist you in determining whether the income and expenditure statement properly reflects all income and expenditure of the Program subsidised by Home Affairs Bureau and are summarised as follows:

1. Income

We checked all income items of the Program with the correspondence in relation to the subsidy from Home Affairs Bureau. We checked all interest income from bank deposit of the Program with relevant bank statements.

2. Expenditure

We checked all expense items of the Program to supporting documents (such as payment vouchers, receipts, invoices or statements).

We report our findings below:

- a) With respect to item 1 we found all income items are agreed with the correspondence and relevant supporting documents.
- b) With respect to item 2 we found all expenses incurred are agreed with supporting documents.

Because the above procedures do not constitute an assurance engagement made in accordance with Hong Kong Standards on Auditing, Hong Kong Standards on Review Engagements or Hong Kong Standards on Assurance Engagements, we do not express any assurance on statement.

Had we performed additional procedures or had we performed an assurance engagement of the financial statements in accordance with Hong Kong Standards on Auditing, Hong Kong Standards on Review Engagements or Hong Kong Standards on Assurance Engagements issued by the HKICPA, other matters might have come to our attention that would have been reported to you.

Report of Factual Findings

**Sports Federation and Olympic Committee of Hong Kong, China (the “Federation”)
Hong Kong Athletes Career and Education Programme (the “Program”)**
For the period 1 April 2012 to 31 March 2013

We report our findings below: (continued)

Our report is solely for the purpose set forth in the first paragraph of this report and for your information and is not to be used for any other purpose or to be distributed to any other parties. This report relates only to the accounts and items specified above and does not extend to any financial statements of the Federation taken as a whole.



Certified Public Accountants
Hong Kong, 18 JUN 2013

**Sports Federation and Olympic Committee of Hong Kong, China
Hong Kong Athletes Career and Education Programme (the "Program")**

Income and Expenditure Statement – Part 1: Administrative


For the period 1 April 2012 to 31 March 2013

	<i>Note</i>	<i>HK\$</i>	<i>HK\$</i>
Income			
Subvention from Home Affairs Bureau	<i>1</i>		1,540,000.00
Expenditure			
Staff Costs			
Staff Salary		1,286,569.40	
Mandatory Provident Fund		38,533.66	
Medical Insurance		10,989.69	
Employee Compensation Insurance		2,475.32	
		<u>1,338,568.07</u>	
Office Expenses			
Office Equipment		84,397.00	
Printing and Stationery		18,896.50	
Telephone		2,724.42	
Meeting Expenses		1,075.40	
Travelling Expenses		6,674.70	
Postage, Fax and Photocopying		9,261.69	
Marketing and Promotion Expenses		64,546.20	
Miscellaneous Expenses		8,808.70	
		<u>196,384.61</u>	
Audit Fee		<u>11,000.00</u>	
Total expenditure			<u>1,545,952.68</u>
Deficit for the period			<u><u>(5,952.68)</u></u>

The income and expenditure statement was signed by the President and Honorary Treasurer on 18 JUN 2013



President



Honorary Treasurer

Sports Federation and Olympic Committee of Hong Kong, China
Hong Kong Athletes Career and Education Programme (the "Program")

Income and Expenditure Statement – Part 2: Programme

For the period 1 April 2012 to 31 March 2013

	<i>Note</i>	Main Fund HK\$	EAG Sub- fund HK\$	Total HK\$
Income				
Interest Income		100,579.98	46,991.10	147,571.08
Expenditure				
Integrated General English Course		6,397.70	-	6,397.70
Seminars and Workshops on Education, Career Development and Athletes Affairs		28,722.60	-	28,722.60
Scholarship Programme for Post – Secondary Education & Vocational Skills Training		51,130.50	29,943.00	81,073.50
Language Enrichment Course		3,383.00	-	3,383.00
Scholarship Programme for Undergraduate Academic Enhancement Scheme for Post – Secondary and Undergraduate		198,664.00	52,625.00	251,289.00
Consultation Services on Athletes' Education and Career Development		10,659.00	-	10,659.00
Life Skills and Mentorship Programme		139.00	-	139.00
Website and I.T. Communication with Athletes		4,775.60	-	4,775.60
First Olympism Camp 2013		66,197.00	-	66,197.00
		20,196.50	-	20,196.50
		<u>390,264.90</u>	<u>82,568.00</u>	<u>472,832.90</u>
Deficit for the period		(289,684.92)	(35,576.90)	(325,261.82)
Surplus brought forward	2(a)	<u>10,492,756.15</u>	<u>4,837,966.05</u>	<u>15,330,722.20</u>
Surplus carried forward	2(b)	<u>10,203,071.23</u>	<u>4,802,389.15</u>	<u>15,005,460.38</u>

The income and expenditure statement was signed by the President and Honorary Treasurer on 18 JUN 2013

President



Honorary Treasurer



Sports Federation and Olympic Committee of Hong Kong, China
Hong Kong Athletes Career and Education Programme (the "Program")

Notes to Income and Expenditure Statement

For the period 1 April 2012 to 31 March 2013

1. ADMINISTRATIVE

Subvention from Home Affairs Bureau ("HAB")

The subvention, which was received on a recurrent basis to cover the administrative expenses, including staffing and office expenses for the Program, was capped at HK\$1,540,000 for 2012-13.

2. PROGRAMME

2(a) Surplus brought forward

A total of HK\$8,500,000.00 was received on 28 May 2008 from HAB as one-off start up fund (the "Main Fund") to develop a comprehensive retirement scheme for athletes in pursuit of higher education, life skills, as well as vocational development opportunities for integration into the community. Besides, a total of HK\$3,000,000.00 as commercial sponsorships was received in 2008 for the Program. As at 31 March 2012, the unspent balance was HK\$10,492,756.15.

A total of HK\$4,900,000.00 was received on 30 June 2010 from 2009 East Asian Games (Hong Kong) Limited as donation to the Programme for setting up a EAG Sub-fund. The beneficiaries of the EAG Sub-fund are the serving or retired Hong Kong athletes, who have participated in the Olympic Games, Asian Games or East Asian Games (EAG), while priority is given to EAG athletes. The eligibility criteria, vetting and approval of applications for the EAG Sub-fund are in accordance with those of the Main Fund. As at 31 March 2012, the unspent balance was HK\$4,837,966.05.

2(b) Surplus carried forward

The surplus of HK\$15,005,460.38 at the end of the period, including HK\$10,203,071.23 of the Main Fund and HK\$4,802,389.15 of the EAG Sub-fund, could be retained by the Federation to support and sustain the development of the Program.



Grant Thornton
均富

Reports and Financial Statements

Management Company of Olympic House Limited

For the year ended 31 March 2009

Contents

	Page
Directors' Report	1
Independent Auditors' Report	3
Income and Expenditure Account	5
Balance Sheet	6
Cash Flow Statement	7
Statement of Changes in Equity	8
Notes to the Financial Statements	9

Expressed in Hong Kong dollars ("HK\$")

Directors' report for the year ended 31 March 2009

The directors have pleasure in submitting their report and audited financial statements for the year ended 31 March 2009.

PRINCIPAL ACTIVITIES

The principal activities of the Company are the operation, management and maintenance of the Olympic House as a prestigious building for the promotion and administration of sports in Hong Kong. There were no significant changes in the nature of the Company's principal activities during the year.

RESULTS

The results of the Company for the year ended 31 March 2009 and the state of affairs at that day are set out in the financial statements on pages 5 to 19.

RESERVES

Details of movements in reserves of the Company during the year are set out in note 9 to the financial statements.

DIRECTORS

The directors who held office during the year and up to the date of this report were:

Fok Timothy Tsun Ting

Hui Chun Fui

Lau Chiang Chu Vivien

Leung Mee Lee

Pang Chung

Wong Leung Wai

Wong Man Chiu Ronnie

Conway Anthony Francis Martin (appointed on 17 August 2008)

According to the Articles of Association of the Company, all directors are appointed to take office until the conclusion of the second annual general meeting following their appointment, and shall then retire at that annual general meeting. A retiring director shall be eligible for re-election.

DIRECTORS' INTERESTS

No contracts of significance to which the Company was a party and in which a director of the Company had a material interest, whether directly or indirectly, subsisted at the end of the year or at any time during the year.

At no time during the year was the Company, a party to any arrangements to enable the directors of the Company to acquire benefits by means of acquisition of shares in or debentures of the Company or any other body corporate.

PROPERTY, PLANT AND EQUIPMENT

Details of significant changes in the property, plant and equipment of the Company during the year are set out in note 6 to the financial statements.

SHARE CAPITAL

The Company is limited by guarantee and therefore does not have a share capital.

Every member of the Company undertakes to contribute to the assets of the Company, in the event of its being wound up while he is a member, or within one year afterwards for payment of the debts and liabilities of the Company contracted before he ceases to be a member, and of the costs, charges and expenses of winding up, and for the adjustment of the rights of the contributories among themselves, such amount as may be required not exceeding HK\$ 100.


MANAGEMENT CONTRACTS

No contracts concerning the management and administration of the whole or any substantial part of the business of the Company were entered into or existed during the year.

AUDITORS

The Company's auditors, Grant Thornton retire and, being eligible, offer themselves for re-appointment.

For and on behalf of the Board



Director

Hong Kong,

31 AUG 2009



Independent auditors' report

**To the members of Management Company of Olympic House Limited
(incorporated in Hong Kong with limited liability by guarantee and not having a
share capital)**

We have audited the financial statements of Management Company of Olympic House Limited (the "Company") set out on pages 5 to 19, which comprise the balance sheet as at 31 March 2009, and the income and expenditure account, the statement of changes in equity and the cash flow statement for the year then ended, and a summary of significant accounting policies and other explanatory notes.

Directors' responsibility for the financial statements

The directors of the Company are responsible for the preparation and the true and fair presentation of these financial statements in accordance with Hong Kong Financial Reporting Standards issued by the Hong Kong Institute of Certified Public Accountants and the Hong Kong Companies Ordinance. This responsibility includes designing, implementing and maintaining internal control relevant to the preparation and the true and fair presentation of financial statements that are free from material misstatement, whether due to fraud or error; selecting and applying appropriate accounting policies; and making accounting estimates that are reasonable in the circumstances.

Auditors' responsibility

Our responsibility is to express an opinion on these financial statements based on our audit and to report our opinion solely to you, as a body, in accordance with section 141 of the Hong Kong Companies Ordinance, and for no other purpose. We do not assume responsibility towards or accept liability to any other person for the contents of this report.

We conducted our audit in accordance with Hong Kong Standards on Auditing issued by the Hong Kong Institute of Certified Public Accountants. Those standards require that we comply with ethical requirements and plan and perform the audit to obtain reasonable assurance as to whether the financial statements are free from material misstatement.





Auditors' responsibility (Continued)

An audit involves performing procedures to obtain audit evidence about the amounts and disclosures in the financial statements. The procedures selected depend on the auditors' judgement, including the assessment of the risks of material misstatement of the financial statements, whether due to fraud or error. In making those risk assessments, the auditors consider internal control relevant to the entity's preparation and true and fair presentation of the financial statements in order to design audit procedures that are appropriate in the circumstances, but not for the purpose of expressing an opinion on the effectiveness of the entity's internal control. An audit also includes evaluating the appropriateness of accounting policies used and the reasonableness of accounting estimates made by the directors, as well as evaluating the overall presentation of the financial statements.

We believe that the audit evidence we have obtained is sufficient and appropriate to provide a basis for our audit opinion.

Opinion

In our opinion, the financial statements give a true and fair view of the state of the Company's affairs as at 31 March 2009 and its surplus and cash flows for the year then ended in accordance with Hong Kong Financial Reporting Standards and have been properly prepared in accordance with the Hong Kong Companies Ordinance.

Grant Thornton

Grant Thornton
Certified Public Accountants
6th Floor, Nexus Building
41 Connaught Road Central
Hong Kong

31 AUG 2009

Income and expenditure account for the year ended 31 March 2009


	2009 HK\$	2008 HK\$
Income		
Subvention from Home Affairs Bureau ("HAB") – one-off grant	802,634	747,002
HAB Subvention – recurrent subvention	6,000,000	6,000,000
Income from commercial activities	2,532,273	1,909,296
Income from tenants	1,306,627	1,305,741
Interest income	3	172
Other income	40,338	20,823
	10,681,875	9,983,034
Expenditure reimbursed by one-off grant		
Major repairs and maintenance work	67,681	199,500
Provision for depreciation	734,953	547,502
	802,634	747,002
Other expenditure		
Audit fee	24,000	24,000
Bank charges	710	610
Cleaning services	452,509	443,568
Consumables for restrooms, pantry and electrical appliance	72,421	63,762
Electricity and water	1,989,109	2,039,167
Facilities operating insurance	98,251	156,284
Legal fees	-	40,442
Mandatory Provident Fund contributions	98,101	99,000
Marketing expenses	9,550	27,367
Other facilities operating expenses	4,970	4,967
Photocopying	12,786	9,970
Postage, travelling, delivery and sundries	86,018	114,624
Printing and stationeries	35,459	27,573
Provision for depreciation	462,783	323,507
Rent and rates	1,523,027	1,394,400
Repairs and maintenance	873,733	765,290
Security and car park services	946,200	832,000
Staffing cost and related expenses	2,467,936	2,314,928
Tea refreshment services	38,254	26,926
Telephone and facsimile expenses	96,018	79,927
	9,291,835	8,788,312
Total expenditure	10,094,469	9,535,314
Surplus transferred to general reserve	587,406	447,720

Balance sheet as at 31 March 2009

	Notes	2009 HK\$	2008 HK\$
ASSETS AND LIABILITIES			
Non-current assets			
Property, plant and equipment	6	3,320,730	2,505,977
Current assets			
Accounts receivable	7	105,221	104,605
Prepayments and other debtors		174,795	185,973
Deposits		594,600	488,400
Cash and bank balances		1,247,029	1,074,110
		2,121,645	1,853,088
Current liabilities			
Other payables and accruals		503,337	626,052
Receipts in advance		184,620	80,735
Deferred income – government grants	8	734,953	547,502
		1,422,910	1,254,289
Net current assets		698,735	598,799
Non-current liabilities			
Deferred income - government grants	8	1,261,019	933,736
Net assets		2,758,446	2,171,040
Reserves			
General reserve	9	2,758,446	2,171,040



Director



Director

Cash flow statement for the year ended 31 March 2009

	2009 HK\$	2008 HK\$
Cash flows from operating activities		
Surplus for the year	587,406	447,720
Adjustments for :		
Provision for depreciation	1,197,736	871,009
Interest income	(3)	(172)
Operating profit before working capital changes	1,785,139	1,318,557
Accounts receivable	(616)	682
Prepayments and other debtors	11,178	(47,249)
Deposits	(106,200)	(5,700)
Other payables and accruals	(122,715)	85,933
Receipts in advance	103,885	(348,121)
Deferred income	514,734	(386,711)
<i>Cash generated from operations</i>	2,185,405	617,391
Cash flows from investing activities		
Interest received	3	172
Purchase of property, plant and equipment	(2,012,489)	(919,592)
<i>Net cash used in investing activities</i>	(2,012,486)	(919,420)
Net increase (decrease) in cash and cash equivalents	172,919	(302,029)
Cash and cash equivalents at beginning of year	1,074,110	1,376,139
Cash and cash equivalents at end of year, represented by cash and bank balances	1,247,029	1,074,110

Statement of changes in equity for the year ended 31 March 2009

	General reserve HK\$
At 1 April 2007	1,723,320
Surplus for the year	447,720
At 31 March 2008	2,171,040
Surplus for the year	587,406
At 31 March 2009	2,758,446

Notes to the financial statements for the year ended 31 March 2009

1. GENERAL INFORMATION

Management Company of Olympic House Limited is a company incorporated in Hong Kong with liability limited by guarantee. The Company's registered office is located at 1/F, Olympic House, 1 Stadium Path, So Kon Po, Causeway Bay, Hong Kong. The principal activities of the Company are the operation, management and maintenance of the Olympic House as a prestigious building for the promotion and administration of sports in Hong Kong.

The financial statements for the year ended 31 March 2009 were approved for issue by the board of directors on 31 August 2009.

2. FUTURE CHANGES IN HONG KONG FINANCIAL REPORTING STANDARDS ("HKFRSs")

At the date of authorisation of these financial statements, the Hong Kong Institute of Certified Public Accountants ("HKICPA") has issued a number of new / revised HKFRSs that are not yet effective for the current year.

The directors anticipate that all pronouncements relevant to the Company's operations will be adopted in the Company's accounting policy for the first accounting period beginning after the effective dates of the pronouncements. Information on these new pronouncements that are expected to be relevant to the Company's financial statements is provided below.

HKAS 1 (Revised) Presentation of Financial Statements (effective from 1 January 2009)

The amendment affects the presentation of the financial statements and introduces a statement of comprehensive income. The Company will have the option of presenting items of income and expenses and components of other comprehensive income either in a single "Statement of Comprehensive Income" with sub-totals, or presented in two separate statements under "Income Statement" and "Statement of Comprehensive Income". This amendment does not affect the financial position or results of the Company but will give rise to additional disclosures.

Certain other new standards and interpretations have also been issued but are not expected to have material impact on the Company's financial statements.

3. SUMMARY OF SIGNIFICANT ACCOUNTING POLICIES

3.1 Basis of preparation

The significant accounting policies that have been used in the preparation of these financial statements are summarised below. These policies have been consistently applied to all the years presented.

The financial statements of the Company on pages 5 to 19 have been prepared in accordance with HKFRSs, which collective term include all applicable individual Hong Kong Financial Reporting Standards, Hong Kong Accounting Standards and Interpretations issued by the HKICPA, and the requirements of the Hong Kong Companies Ordinance.

The financial statements have been prepared on the historical cost basis.

3.2 Revenue recognition

Revenue is recognised when it is probable that the economic benefits will flow to the Company and when the revenue and costs, if applicable, can be measured reliably and on the following basis.

Subventions are recognised when the right to receive payment is established. Specific grants are recognised to the extent that the corresponding expenditure is taken up in the income and expenditure account.

Rental income is recognised in the period in which the properties are let out and on the straight-line basis over the lease terms.

3.3 Property, plant and equipment

Property, plant and equipment are stated at cost less accumulated depreciation and impairment losses.

The cost of an item of property, plant and equipment comprises its purchase price and any directly attributable costs of bringing the asset to its working condition and location for its intended use.

Depreciation is provided to write off the cost less impairment losses and residual values of property, plant and equipment over their estimated useful lives from the date on which they are available for use, using the straight-line method at the following rates per annum:

Furniture and fixtures	15%
Machinery and equipment	20%

The gain or loss arising on retirement or disposal is determined as the difference between the sales proceeds and the carrying amount of the asset and is recognised in the income and expenditure account.

3. SUMMARY OF SIGNIFICANT ACCOUNTING POLICIES (Continued)

3.3 Property, plant and equipment (Continued)

Subsequent costs are included in the asset's carrying amount or recognised as a separate asset, as appropriate, only when it is probable that future economic benefits associated with the item will flow to the Company and the cost of the item can be measured reliably. All other costs, such as repairs and maintenance, are charged to the income and expenditure account during the financial period in which they are incurred.

3.4 Impairment of non-financial assets

Property, plant and equipment are subject to impairment testing whenever there are indications that the asset's carrying amount may not be recoverable.

An impairment loss is recognised as an expense immediately for the amount by which the asset's carrying amount exceeds its recoverable amount. The recoverable amount is the higher of fair value, reflecting market conditions less costs to sell, and value in use. In assessing value in use, the estimated future cash flows are discounted to their present value using a pre-tax discount rate that reflects current market assessment of time value of money and the risk specific to the asset.

For the purposes of assessing impairment, where an asset does not generate cash inflows largely independent from those from other assets, the recoverable amount is determined for the smallest group of assets that generate cash inflows independently (i.e. a cash-generating unit). As a result, some assets are tested individually for impairment and some are tested at cash-generating unit level.

An impairment loss is reversed if there has been a favourable change in the estimates used to determine the asset's recoverable amount and only to the extent that the asset's carrying amount does not exceed the carrying amount that would have been determined, net of depreciation or amortisation, if no impairment loss had been recognised.

3.5 Lease

An arrangement, comprising a transaction or series of transactions, is or contains a lease if the Company determines that the arrangement conveys a right to use a specific asset or assets for an agreed period of time in return for a payment or series of payments. Such a determination is made based on an evaluation of the substance of the arrangement and is regardless of whether the arrangement takes the legal form of a lease.

Classification of assets leased to the Company

Assets that are held by the Company under leases which transfer to the Company substantially all the risks and rewards of ownership are classified as being held under finance leases. Leases which do not transfer substantially all the risks and rewards of ownership of the assets to the Company are classified as operating leases.

3. SUMMARY OF SIGNIFICANT ACCOUNTING POLICIES (Continued)

3.5 Lease (Continued)

Operating leases charges as the lessee

Where the Company has the right to use of assets held under operating leases, payments made under the leases are charged to the income and expenditure account on a straight-line basis over the lease terms except where an alternative basis is more representative of the pattern of benefits to be derived from the leased assets. Lease incentives received are recognised in the income and expenditure account as an integral part of the aggregate net lease payments made. Contingent rentals are charged to the income and expenditure account in the accounting period in which they are incurred.

Assets leased out under operating leases as the lessor

Rental receivable from operating leases is recognised in the income and expenditure account on a straight-line basis over the periods covered by the lease term, except where an alternative basis is more representative of the pattern of benefits to be derived from the use of the leased asset. Lease incentives granted are recognised in the income and expenditure account as an integral part of the aggregate net lease payments receivable. Contingent rentals are recognised as income in the accounting period in which they are earned.

3.6 Financial assets

Management determines the classification of its financial assets at initial recognition depending on the purpose for which the financial assets were acquired and where allowed and appropriate, re-evaluates this designation at every reporting date.

All financial assets are recognised when, and only when, the Company becomes a party to the contractual provisions of the instrument. When financial assets are recognised initially, they are measured at fair value, plus, in the case of investments not at fair value through profit or loss, directly attributable transaction costs.

Derecognition of financial assets occurs when the rights to receive cash flows from the assets expire or are transferred and substantially all of the risks and rewards of ownership have been transferred.

At each balance sheet date, financial assets are reviewed to assess whether there is objective evidence of impairment. If any such evidence exists, impairment loss is determined and recognised based on the classification of the financial asset.

Loans and receivables

Loans and receivables including accounts receivable, other receivables, cash and bank balances are non-derivative financial assets with fixed or determinable payments that are not quoted in an active market. Loans and receivables are subsequently measured at amortised cost using the effective interest method, less any impairment losses. Amortised cost is calculated taking into account any discount or premium on acquisition and includes fees that are an integral part of the effective interest rate and transaction cost.

3. SUMMARY OF SIGNIFICANT ACCOUNTING POLICIES (Continued)

3.6 Financial assets (Continued)

Impairment of financial assets

At each balance sheet date, financial assets are reviewed to determine whether there is any objective evidence of impairment.

Objective evidence of impairment of individual financial assets includes observable data that comes to the attention of the Company about one or more of the following loss events:

- significant financial difficulty of the debtor;
- a breach of contract, such as a default or delinquency in interest or principal payments;
- it becoming probable that the debtor will enter bankruptcy or other financial reorganisation;
- significant changes in the technological, market, economic or legal environment that have an adverse effect on the debtor.

Loss events in respect of a group of financial assets include observable data indicating that there is a measurable decrease in the estimated future cash flows from the group of financial assets. Such observable data includes but not limited to adverse changes in the payment status of debtors and, national or local economic conditions that correlate with defaults on the financial assets.

If there is objective evidence that an impairment loss on loans and receivables carried at amortised cost has been incurred, the amount of the loss is measured as the difference between the asset's carrying amount and the present value of estimated future cash flows (excluding future credit losses that have not been incurred) discounted at the financial asset's original effective interest rate (i.e. the effective interest rate computed at initial recognition). The amount of the loss is recognised in the income and expenditure account of the period in which the impairment occurs.

If, in subsequent period, the amount of the impairment loss decreases and the decrease can be related objectively to an event occurring after the impairment was recognised, the previously recognised impairment loss is reversed to the extent that it does not result in a carrying amount of the financial asset exceeding what the amortised cost would have been had the impairment not been recognised at the date the impairment is reversed. The amount of the reversal is recognised in the income and expenditure account of the period in which the reversal occurs.

3.7 Cash and cash equivalents

Cash and cash equivalents include cash at bank and in hand.

3. SUMMARY OF SIGNIFICANT ACCOUNTING POLICIES (Continued)

3.8 Employee benefits

Retirement benefits to employees are provided through a defined contribution plan.

Defined contribution plans

The Company operates a defined contribution Mandatory Provident Fund retirement benefits scheme (the "MPF Scheme") under the Mandatory Provident Fund Schemes Ordinance for all of its employees. Contributions are made based on a percentage of the employees' basic salaries and are charged to the income and expenditure account as they become payable in accordance with the rules of the MPF Scheme. The assets of the MPF Scheme are held separately from those of the Company in an independently administered fund. The Company's employer contributions vest fully with the employees when contributed into the MPF Scheme.

Short-term employee benefits

Employee entitlements to annual leave are recognised when they accrue to employees. A provision is made for the estimated liability for annual leave as a result of services rendered by employees up to the balance sheet date.

Non-accumulating compensated absences such as sick leave and maternity leave are not recognised until the time of leave.

3.9 Receipts in advance

Receipts in advance mainly include grants received for future use. The receipts are recognised as subvention income to the extent that the corresponding expenditure is taken up in the income and expenditure account.

3.10 Financial liabilities

The Company's financial liabilities include other payables and accruals.

Financial liabilities are recognised when the Company becomes a party to the contractual provisions of the instrument. All interest related charges are recognised as an expense in finance cost in the income and expenditure account.

A financial liability is derecognised when the obligation under the liability is discharged or cancelled or expires.

Where an existing financial liability is replaced by another from the same lender on substantially different terms, or the terms of an existing liability are substantially modified, such an exchange or modification is treated as a derecognition of the original liability and the recognition of a new liability, and the difference in the respective carrying amount is recognised in the income and expenditure account.

Other payables and accruals are recognised initially at their fair value and subsequently measured at amortised cost, using the effective interest method.

3. SUMMARY OF SIGNIFICANT ACCOUNTING POLICIES (Continued)

3.11 Government grants

Grants from the government are recognised at their fair value where there is reasonable assurance that the grant will be received and the Company will comply with all attached conditions. Government grants relating to costs are deferred and recognised in the income and expenditure account over the period necessary to match them with the costs that they are intended to compensate. Government grants relate to the purchase of property, plant and equipment are included in non-current liabilities as deferred government grants and are recognised in the income and expenditure account on a straight-line basis over the expected lives of related assets.

3.12 Related parties

For the purpose of these financial statements, a party is considered to be related to the Company if:

- (i) the party has the ability, directly or indirectly through one or more intermediaries, to control the Company or exercise significant influence over the Company in making financial and operating policy decisions, or has joint control over the Company;
- (ii) the Company and the party are subject to common control;
- (iii) the party is a member of key management personnel of the Company, or a close family member of such an individual, or is an entity under the control, joint control or significant influence of such individuals;
- (iv) the party is a close family member of a party referred to in (i) or is an entity under the control, joint control or significant influence of such individuals; or
- (v) the party is a post-employment benefit plan which is for the benefit of employees of the Company or of any entity that is a related party of the Company.

4. DIRECTORS' REMUNERATION

Remuneration of the directors disclosed pursuant to section 161 of the Hong Kong Companies Ordinance is as follows:

	2009 HK\$	2008 HK\$
Fee	-	-
Other emoluments	-	-

5. TAXATION

No provision for taxation has been made as the Company is exempted from Hong Kong Profits Tax under Section 88 of the Inland Revenue Ordinance.

6. PROPERTY, PLANT AND EQUIPMENT

	Furniture and fixtures HK\$	Machinery and equipment HK\$	Total HK\$
At 31 March 2007			
Cost	2,195,860	1,828,879	4,024,739
Accumulated depreciation	(644,162)	(923,183)	(1,567,345)
Net book amount	1,551,698	905,696	2,457,394
Year ended 31 March 2008			
Opening net book amount	1,551,698	905,696	2,457,394
Additions	161,400	758,192	919,592
Depreciation	(353,592)	(517,417)	(871,009)
Closing net book amount	1,359,506	1,146,471	2,505,977
At 31 March 2008			
Cost	2,357,260	2,587,071	4,944,331
Accumulated depreciation	(997,754)	(1,440,600)	(2,438,354)
Net book amount	1,359,506	1,146,471	2,505,977
Year ended 31 March 2009			
Opening net book amount	1,359,506	1,146,471	2,505,977
Additions	1,515,291	497,198	2,012,489
Depreciation	(580,882)	(616,854)	(1,197,736)
Closing net book amount	2,293,915	1,026,815	3,320,730
At 31 March 2009			
Cost	3,872,551	3,084,269	6,956,820
Accumulated depreciation	(1,578,636)	(2,057,454)	(3,636,090)
Net book amount	2,293,915	1,026,815	3,320,730

7. ACCOUNTS RECEIVABLE

The aging analysis of accounts receivable (net of impairment loss) that are past due but not individually considered to be impaired are analysed as follows:

	2009 HK\$	2008 HK\$
Within one month past due	101,418	104,275
Over one month but within two months past due	966	330
Over two months past due	2,837	-
	105,221	104,605

Details of credit policies are set out in note 12.

No impairment allowance in respect of accounts receivable was provided since these tenants have good payment track records with the Company based on their past credit histories and there were no significant changes in credit qualities of these tenants. The carrying amount of accounts receivable is considered to be reasonable approximation of its fair value due to short term of maturities.

8. DEFERRED INCOME

In connection with the change in property management of the Olympic House in December 2004, a one-off grant in the amount of HK\$5.64 million was provided by the Hong Kong Government. At the balance sheet date, the whole amount of the one-off grant had been fully utilised. The accounting policy for the recognition of government grant and the related expenditure is detailed in note 3.11.

Deferred income represents unamortised government grants relating to property, plant and equipment at the balance sheet date.

	2009 HK\$	2008 HK\$
Deferred income	1,995,972	1,481,238
Portion classified as current liabilities	(734,953)	(547,502)
Non-current portion	1,261,019	933,736

9. GENERAL RESERVE

	2009 HK\$	2008 HK\$
At beginning of year	2,171,040	1,723,320
Surplus transferred from income and expenditure account	587,406	447,720
At balance sheet date	2,758,446	2,171,040

10. COMMITMENTS UNDER OPERATING LEASES

At the balance sheet date, the Company had total future minimum lease payments under non-cancellable operating leases, which are payable as follows:

	2009 HK\$	2008 HK\$
Within one year	1,048,800	1,154,400
In the second to fifth years inclusive	-	769,600
	1,048,800	1,924,000

At the balance sheet date, the total future minimum sublease payments expected to be received under non-cancellable subleases are as follows:

	2009 HK\$	2008 HK\$
Within one year	824,573	1,260,847
In the second to fifth years inclusive	-	840,565
	824,573	2,101,412

11. RELATED PARTY TRANSACTIONS

In addition to the information disclosed elsewhere in these financial statements, during the year, the Company had the following transactions with its related parties.

	2009 HK\$	2008 HK\$
Key management compensation, which includes the manager and two assistant managers:		
Salaries, allowances and gratuities	1,062,327	1,031,603
Mandatory provident fund contributions	32,958	35,302

12. FINANCIAL RISK MANAGEMENT OBJECTIVES AND POLICIES

The Company is exposed to financial risk through its use of financial instruments which arise from ordinary course of operation. The main risks associated with these instruments are credit risk and liquidity risk. The Company does not have written risk management policies and guidelines. However, the Company's directors generally adopt conservative strategies on its risk management and limit the Company's exposure to these risks to a minimum.

Categories of financial instruments

	2009 HK\$	2008 HK\$
Financial assets measured at amortised costs		
Accounts receivables	105,221	104,605
Other debtors	25,813	43,604
Cash and bank balances	1,247,029	1,074,110
	1,378,063	1,222,319
Financial liabilities measured at amortised costs		
Other payables and accruals	503,337	626,052

Credit risk

Credit risk relates to the risk that the counterparty to a financial instrument would fail to discharge its obligations under the terms of the financial instrument and cause a financial loss to the Company. The Company's exposure to credit risk mainly arises from granting credit to tenants in the ordinary course of its operations and placing deposits with banks.

At balance sheet date, the Company's maximum exposure to credit risk on recognised financial assets is limited to each of their carrying amount as summarised below:

	2009 HK\$	2008 HK\$
Financial assets measured at amortised costs		
Accounts receivables	105,221	104,605
Other debtors	25,813	43,604
Cash and bank balances	1,247,029	1,074,110
	1,378,063	1,222,319

To limit its exposure to credit risk, the Company places deposits only with major financial institutions in Hong Kong with good credit rating.

12. FINANCIAL RISK MANAGEMENT OBJECTIVES AND POLICIES (Continued)**Credit risk (Continued)**

The Company offers 14 days credit terms to its tenants. The Company did not hold any collateral from its tenants.

As at the balance sheet date, the Company exposed to concentration of credit risk since the Company had a debtor accounted for approximately 72% (2008: 80%) of the total amount of accounts receivable.

Liquidity risk

The Company's policy is to regularly monitor current and expected liquidity requirements to ensure that it maintains sufficient reserves of cash to meet its liquidity requirements.

All financial liabilities were matured within one year, the undiscounted amount of the financial liabilities are not materially different from their carrying amount because of the immediate or short term maturity.



Grant Thornton
均富

Reports and Financial Statements

Management Company of Olympic House Limited

For the year ended 31 March 2010

Contents

	Page
Directors' Report	1
Independent Auditors' Report	3
Statement of Comprehensive Income	5
Statement of Financial Position	6
Statement of Cash Flows	7
Statement of Changes in Equity	8
Notes to the Financial Statements	9

Expressed in Hong Kong dollars ("HK\$")

Directors' report for the year ended 31 March 2010

The directors present their report and audited financial statements for the year ended 31 March 2010.

PRINCIPAL ACTIVITIES

The principal activities of the Company are the operation, management and maintenance of the Olympic House as a prestigious building for the promotion and administration of sports in Hong Kong. There were no significant changes in the nature of the Company's principal activities during the year.

RESULTS

The results of the Company for the year ended 31 March 2010 and the state of affairs at that day are set out in the financial statements on pages 5 to 20.

SHARE CAPITAL

The Company is limited by guarantee and therefore does not have a share capital.

Every member of the Company undertakes to contribute to the assets of the Company, in the event of its being wound up while he/she is a member, or within one year afterwards for payment of the debts and liabilities of the Company contracted before he/she ceases to be a member, and of the costs, charges and expenses of winding up, and for the adjustment of the rights of the contributories among themselves, such amount as may be required not exceeding HK\$ 100.

RESERVES

Details of movements in reserves of the Company during the year are set out in note 9 to the financial statements.

PROPERTY, PLANT AND EQUIPMENT

Details of significant changes in the property, plant and equipment of the Company during the year are set out in note 6 to the financial statements.

DIRECTORS

The directors who held office during the year and up to the date of this report were:

Fok Timothy Tsun Ting, Chairman
Conway Anthony Francis Martin
Hui Chun Fui
Lau Chiang Chu Vivien
Leung Mee Lee
Pang Chung
Wong Leung Wai
Wong Man Chiu Ronnie

According to the Articles of Association of the Company, all directors are appointed to take office until the conclusion of the second annual general meeting following their appointment, and shall then retire at that annual general meeting. A retiring director shall be eligible for re-election.

DIRECTORS' INTERESTS

No contracts of significance to which the Company was a party and in which a director of the Company had a material interest, whether directly or indirectly, subsisted at the end of the year or at any time during the year.

At no time during the year was the Company a party to any arrangements to enable the directors of the Company to acquire benefits by means of acquisition of shares in or debentures of the Company or any other body corporate.


MANAGEMENT CONTRACTS

No contracts concerning the management and administration of the whole or any substantial part of the business of the Company were entered into or existed during the year.

AUDITORS

The Company's auditors, Grant Thornton retire and, being eligible, offer themselves for re-appointment.

For and on behalf of the Board



Director

4 October 2010



Independent auditors' report

**To the members of Management Company of Olympic House Limited
(incorporated in Hong Kong with liability limited by guarantee and not having a
share capital)**

We have audited the financial statements of Management Company of Olympic House Limited (the "Company") set out on pages 5 to 20, which comprise the statement of financial position as at 31 March 2010, and the statement of comprehensive income, the statement of changes in equity and the statement of cash flows for the year then ended, and a summary of significant accounting policies and other explanatory notes.

Directors' responsibility for the financial statements

The directors of the Company are responsible for the preparation and the true and fair presentation of these financial statements in accordance with Hong Kong Financial Reporting Standards issued by the Hong Kong Institute of Certified Public Accountants and the Hong Kong Companies Ordinance. This responsibility includes designing, implementing and maintaining internal control relevant to the preparation and the true and fair presentation of financial statements that are free from material misstatement, whether due to fraud or error; selecting and applying appropriate accounting policies; and making accounting estimates that are reasonable in the circumstances.

Auditors' responsibility

Our responsibility is to express an opinion on these financial statements based on our audit and to report our opinion solely to you, as a body, in accordance with section 141 of the Hong Kong Companies Ordinance, and for no other purpose. We do not assume responsibility towards or accept liability to any other person for the contents of this report.

We conducted our audit in accordance with Hong Kong Standards on Auditing issued by the Hong Kong Institute of Certified Public Accountants. Those standards require that we comply with ethical requirements and plan and perform the audit to obtain reasonable assurance as to whether the financial statements are free from material misstatement.



Auditors' responsibility (Continued)

An audit involves performing procedures to obtain audit evidence about the amounts and disclosures in the financial statements. The procedures selected depend on the auditors' judgement, including the assessment of the risks of material misstatement of the financial statements, whether due to fraud or error. In making those risk assessments, the auditors consider internal control relevant to the entity's preparation and true and fair presentation of the financial statements in order to design audit procedures that are appropriate in the circumstances, but not for the purpose of expressing an opinion on the effectiveness of the entity's internal control. An audit also includes evaluating the appropriateness of accounting policies used and the reasonableness of accounting estimates made by the directors, as well as evaluating the overall presentation of the financial statements.

We believe that the audit evidence we have obtained is sufficient and appropriate to provide a basis for our audit opinion.

Opinion

In our opinion, the financial statements give a true and fair view of the state of the Company's affairs as at 31 March 2010 and of its surplus and cash flows for the year then ended in accordance with Hong Kong Financial Reporting Standards and have been properly prepared in accordance with the Hong Kong Companies Ordinance.

Grant Thornton
Certified Public Accountants
6th Floor, Nexxus Building
41 Connaught Road Central
Hong Kong

4 October 2010

Statement of comprehensive income for the year ended 31 March 2010

	2010 HK\$	2009 HK\$
Income		
Subvention from Home Affairs Bureau ("HAB") – one-off grant	806,592	802,634
HAB Subvention – recurrent subvention	6,480,000	6,000,000
Income from commercial activities	2,281,525	2,532,273
Income from tenants	1,274,697	1,306,627
Interest income	1	3
Other income	19,816	40,338
	10,862,631	10,681,875
Expenditure reimbursed by one-off grant		
Professional fees	2,000	-
Major repairs and maintenance work	277,133	67,681
Provision for depreciation	527,459	734,953
	806,592	802,634
Other expenditure		
Audit fee	24,000	24,000
Bank charges	1,260	710
Cleaning services	496,652	452,509
Consumables for restrooms, pantry and electrical appliance	78,770	72,421
Electricity and water	1,718,510	1,989,109
Facilities operating insurance	98,251	98,251
Mandatory Provident Fund contributions	100,731	98,101
Marketing expenses	-	9,550
Other facilities operating expenses	5,220	4,970
Photocopying	7,383	12,786
Postage, travelling, delivery and sundries	106,013	86,018
Printing and stationeries	29,491	35,459
Provision for Bad debts	8,528	-
Provision for depreciation	643,081	462,783
Rent and rates	1,672,080	1,523,027
Repairs and maintenance	691,854	873,733
Security and car park services	972,000	946,200
Staffing cost and related expenses	2,413,300	2,467,936
Tea refreshment services	23,170	38,254
Telephone and facsimile expenses	94,465	96,018
	9,184,759	9,291,835
Total expenditure	9,991,351	10,094,469
Surplus and total comprehensive income for the year	871,280	587,406

Statement of financial position as at 31 March 2010

	Notes	2010 HK\$	2009 HK\$
ASSETS AND LIABILITIES			
Non-current assets			
Property, plant and equipment	6	3,300,782	3,320,730
Current assets			
Accounts receivable	7	95,954	105,221
Prepayments and other debtors		168,366	174,795
Deposits		594,600	594,600
Cash and bank balances		1,493,844	1,247,029
		2,352,764	2,121,645
Current liabilities			
Other payables and accruals		443,893	503,337
Receipts in advance		111,414	184,620
Deferred income – government grants	8	516,059	734,953
		1,071,366	1,422,910
Net current assets		1,281,398	698,735
Non-current liabilities			
Deferred income - government grants	8	952,454	1,261,019
Net assets		3,629,726	2,758,446
Reserves			
General reserve	9	3,629,726	2,758,446



 Director



 Director

Statement of cash flows for the year ended 31 March 2010

	2010 HK\$	2009 HK\$
Cash flows from operating activities		
Surplus for the year	871,280	587,406
Adjustments for :		
Impairment loss on accounts receivable	8,528	-
Provision for depreciation	1,170,540	1,197,736
Interest income	(1)	(3)
Operating cash flows before working capital changes	2,050,347	1,785,139
Accounts receivable	739	(616)
Prepayments and other debtors	6,429	11,178
Deposits	-	(106,200)
Other payables and accruals	(59,444)	(122,715)
Receipts in advance	(73,206)	103,885
Deferred income	(527,459)	514,734
<i>Cash generated from operations</i>	1,397,406	2,185,405
Cash flows from investing activities		
Interest received	1	3
Purchase of property, plant and equipment	(1,150,592)	(2,012,489)
<i>Net cash used in investing activities</i>	(1,150,591)	(2,012,486)
Net increase in cash and cash equivalents	246,815	172,919
Cash and cash equivalents at beginning of the year	1,247,029	1,074,110
Cash and cash equivalents at end of the year represented by cash and bank balances	1,493,844	1,247,029

Statement of changes in equity for the year ended 31 March 2010

	General reserve HK\$
At 1 April 2008	2,171,040
Total comprehensive income for the year	587,406
<hr/>	
At 31 March 2009	2,758,446
Total comprehensive income for the year	871,280
<hr/>	
At 31 March 2010	3,629,726

Notes to the financial statements for the year ended 31 March 2010

1. GENERAL INFORMATION

Management Company of Olympic House Limited is a company incorporated in Hong Kong with liability limited by guarantee. The Company's registered office is located at 1/F, Olympic House, 1 Stadium Path, So Kon Po, Causeway Bay, Hong Kong. The principal activities of the Company are the operation, management and maintenance of the Olympic House as a prestigious building for the promotion and administration of sports in Hong Kong.

The financial statements for the year ended 31 March 2010 were approved for issue by the board of directors on 4 October 2010.

2. SUMMARY OF SIGNIFICANT ACCOUNTING POLICIES

2.1 Basis of preparation

The financial statements on pages 5 to 20 have been prepared in accordance with Hong Kong Financial Reporting Standards ("HKFRSs"), which collective term includes all applicable individual Hong Kong Financial Reporting Standards, Hong Kong Accounting Standards and Interpretations issued by the Hong Kong Institute of Certified Public Accountants and the Hong Kong Companies Ordinance.

The significant accounting policies that have been used in the preparation of these financial statements are summarised below. These policies have been consistently applied to all the years presented.

The financial statements have been prepared on the historical cost basis.

2.3 Property, plant and equipment

Property, plant and equipment are stated at cost less accumulated depreciation and impairment losses.

The cost of an item of property, plant and equipment comprises its purchase price and any directly attributable costs of bringing the asset to its working condition and location for its intended use.

2. SUMMARY OF SIGNIFICANT ACCOUNTING POLICIES (Continued)

2.3 Property, plant and equipment (Continued)

Depreciation is provided to write-off the cost less impairment losses and residual values of property, plant and equipment over their estimated useful lives using the straight-line method at the following rates per annum:

Furniture and fixtures	15%
Machinery and equipment	20%

The gain or loss arising on retirement or disposal is determined as the difference between the sales proceeds and the carrying amount of the asset and is recognised in the statement of comprehensive income.

Subsequent costs are included in the asset's carrying amount or recognised as a separate asset, as appropriate, only when it is probable that future economic benefits associated with the item will flow to the Company and the cost of the item can be measured reliably. All other costs, such as repairs and maintenance, are charged to the statement of comprehensive income during the financial period in which they are incurred.

2.4 Financial assets

Management determines the classification of its financial assets at initial recognition depending on the purpose for which the financial assets were acquired and where allowed and appropriate, re-evaluates this designation at every reporting date.

All financial assets are recognised when, and only when, the Company becomes a party to the contractual provisions of the instrument. When financial assets are recognised initially, they are measured at fair value, plus, in the case of investments not at fair value through profit or loss, directly attributable transaction costs.

Derecognition of financial assets occurs when the rights to receive cash flows from the assets expire or are transferred and substantially all of the risks and rewards of ownership have been transferred.

At each reporting date, financial assets are reviewed to assess whether there is objective evidence of impairment. If any such evidence exists, impairment loss is determined and recognised based on the classification of the financial asset.

Loans and receivables

Loans and receivables including accounts receivable, other receivables, cash and bank balances are non-derivative financial assets with fixed or determinable payments that are not quoted in an active market. Loans and receivables are subsequently measured at amortised cost using the effective interest method, less any impairment losses. Amortised cost is calculated taking into account any discount or premium on acquisition and includes fees that are an integral part of the effective interest rate and transaction cost.

2. SUMMARY OF SIGNIFICANT ACCOUNTING POLICIES (Continued)

2.4 Financial assets (Continued)

Impairment of financial assets

At each reporting date, financial assets are reviewed to determine whether there is any objective evidence of impairment.

Objective evidence of impairment of individual financial assets includes observable data that comes to the attention of the Company about one or more of the following loss events:

- significant financial difficulty of the debtor;
- a breach of contract, such as a default or delinquency in interest or principal payments;
- it becoming probable that the debtor will enter bankruptcy or other financial reorganisation;
- significant changes in the technological, market, economic or legal environment that have an adverse effect on the debtor.

Loss events in respect of a group of financial assets include observable data indicating that there is a measurable decrease in the estimated future cash flows from the group of financial assets. Such observable data includes but not limited to adverse changes in the payment status of debtors and, national or local economic conditions that correlate with defaults on the financial assets.

If there is objective evidence that an impairment loss on loans and receivables carried at amortised cost has been incurred, the amount of the loss is measured as the difference between the asset's carrying amount and the present value of estimated future cash flows (excluding future credit losses that have not been incurred) discounted at the financial asset's original effective interest rate (i.e. the effective interest rate computed at initial recognition). The amount of the loss is recognised in the statement of comprehensive income of the period in which the impairment occurs.

If, in subsequent period, the amount of the impairment loss decreases and the decrease can be related objectively to an event occurring after the impairment was recognised, the previously recognised impairment loss is reversed to the extent that it does not result in a carrying amount of the financial asset exceeding what the amortised cost would have been had the impairment not been recognised at the date the impairment is reversed. The amount of the reversal is recognised in the statement of comprehensive income of the period in which the reversal occurs.

2. SUMMARY OF SIGNIFICANT ACCOUNTING POLICIES (Continued)

2.5 Cash and cash equivalents

Cash and cash equivalents include cash at bank and in hand, demand deposits with banks and short term highly liquid investments with original maturities of three months or less that are readily convertible into known amounts of cash and which are subject to an insignificant risk of changes in value.

2.6 Financial liabilities

The Company's financial liabilities include other payables and accruals.

Financial liabilities are recognised when the Company becomes a party to the contractual provisions of the instrument. All interest related charges are recognised as an expense in finance cost in the statement of comprehensive income.

A financial liability is derecognised when the obligation under the liability is discharged or cancelled or expires.

Where an existing financial liability is replaced by another from the same lender on substantially different terms, or the terms of an existing liability are substantially modified, such an exchange or modification is treated as a derecognition of the original liability and the recognition of a new liability, and the difference in the respective carrying amount is recognised in the statement of comprehensive income.

Other payables and accruals are recognised initially at their fair value and subsequently measured at amortised cost, using the effective interest method.

2.7 Receipts in advance

Receipts in advance mainly include grants received for future use. The receipts are recognised as subvention income to the extent that the corresponding expenditure is taken up in the statement of comprehensive income.

2.8 Lease

An arrangement, comprising a transaction or series of transactions, is or contains a lease if the Company determines that the arrangement conveys a right to use a specific asset or assets for an agreed period of time in return for a payment or series of payments. Such a determination is made based on an evaluation of the substance of the arrangement and is regardless of whether the arrangement takes the legal form of a lease.

Classification of assets leased to the Company

Assets that are held by the Company under leases which transfer to the Company substantially all the risks and rewards of ownership are classified as being held under finance leases. Leases which do not transfer substantially all the risks and rewards of ownership of the assets to the Company are classified as operating leases.

2. SUMMARY OF SIGNIFICANT ACCOUNTING POLICIES (Continued)

2.8 Lease (Continued)

Operating leases charges as the lessee

Where the Company has the right to use of assets held under operating leases, payments made under the leases are charged to the statement of comprehensive income on a straight-line basis over the lease terms except where an alternative basis is more representative of the pattern of benefits to be derived from the leased assets. Lease incentives received are recognised in the statement of comprehensive income as an integral part of the aggregate net lease payments made. Contingent rentals are charged to the statement of comprehensive income in the accounting period in which they are incurred.

Assets leased out under operating leases as the lessor

Rental receivable from operating leases is recognised in the statement of comprehensive income on a straight-line basis over the periods covered by the lease term, except where an alternative basis is more representative of the pattern of benefits to be derived from the use of the leased asset. Lease incentives granted are recognised in the statement of comprehensive income as an integral part of the aggregate net lease payments receivable. Contingent rentals are recognised as income in the accounting period in which they are earned.

2.9 Revenue recognition

Revenue is recognised when it is probable that the economic benefits will flow to the Company and when the revenue and costs, if applicable, can be measured reliably and on the following basis.

Rental income is recognised in the period in which the properties are let out and on the straight-line basis over the lease terms.

2.10 Government grants

Grants from the government are recognised at their fair value where there is reasonable assurance that the grant will be received and the Company will comply with all attached conditions. Government grants relating to costs are deferred and recognised in the statement of comprehensive income over the period necessary to match them with the costs that they are intended to compensate. Government grants relate to the purchase of property, plant and equipment are included in non-current liabilities as deferred government grants and are recognised in the statement of comprehensive income on a straight-line basis over the expected lives of related assets.

2. SUMMARY OF SIGNIFICANT ACCOUNTING POLICIES (Continued)

2.11 Impairment of non-financial assets

Property, plant and equipment are subject to impairment testing whenever there are indications that the asset's carrying amount may not be recoverable.

An impairment loss is recognised as an expense immediately for the amount by which the asset's carrying amount exceeds its recoverable amount. The recoverable amount is the higher of fair value, reflecting market conditions less costs to sell, and value in use. In assessing value in use, the estimated future cash flows are discounted to their present value using a pre-tax discount rate that reflects current market assessment of time value of money and the risk specific to the asset.

For the purposes of assessing impairment, where an asset does not generate cash inflows largely independent from those from other assets, the recoverable amount is determined for the smallest group of assets that generate cash inflows independently (i.e. a cash-generating unit). As a result, some assets are tested individually for impairment and some are tested at cash-generating unit level.

An impairment loss is reversed if there has been a favourable change in the estimates used to determine the asset's recoverable amount and only to the extent that the asset's carrying amount does not exceed the carrying amount that would have been determined, net of depreciation or amortisation, if no impairment loss had been recognised.

2.12 Employee benefits

Retirement benefits to employees are provided through a defined contribution plan.

Defined contribution plans

The Company operates a defined contribution Mandatory Provident Fund retirement benefits scheme (the "MPF Scheme") under the Mandatory Provident Fund Schemes Ordinance for all of its employees. Contributions are made based on a percentage of the employees' basic salaries and are charged to the statement of comprehensive income as they become payable in accordance with the rules of the MPF Scheme. The assets of the MPF Scheme are held separately from those of the Company in an independently administered fund. The Company's employer contributions vest fully with the employees when contributed into the MPF Scheme.

Short-term employee benefits

Employee entitlements to annual leave are recognised when they accrue to employees. A provision is made for the estimated liability for annual leave as a result of services rendered by employees up to the reporting date.

Non-accumulating compensated absences such as sick leave and maternity leave are not recognised until the time of leave.

2. SUMMARY OF SIGNIFICANT ACCOUNTING POLICIES (Continued)**2.13 Related parties**

For the purpose of these financial statements, a party is considered to be related to the Company if:

- (i) the party has the ability, directly or indirectly through one or more intermediaries, to control the Company or exercise significant influence over the Company in making financial and operating policy decisions, or has joint control over the Company;
- (ii) the Company and the party are subject to common control;
- (iii) the party is a member of key management personnel of the Company, or a close family member of such an individual, or is an entity under the control, joint control or significant influence of such individuals;
- (iv) the party is a close family member of a party referred to in (i) or is an entity under the control, joint control or significant influence of such individuals.

Close family members of an individual are those family members who may be expected to influence, or be influenced by, that individual in their dealings with the Company.

3. ADOPTION OF NEW OR AMENDED HKFRSs

In the current year, the Company has applied, for the first time, HKAS 1(Revised 2007) - Presentation of Financial Statements issued by the HKICPA, which is relevant to and effective for the Company's financial statements for the annual period beginning on 1 April 2009.

The adoption of HKAS 1 (Revised 2007) makes certain changes to the format and titles of the primary financial statements and to the presentation of some items within these statements. The change in presentation has no effect on reported surplus or deficit, total income and expenditure or net assets for any period presented.

At the date of authorisation of these financial statements, certain new or amended HKFRSs have been published but are not yet effective, and have not been adopted early by the Company.

The directors of the Company anticipate that all of the pronouncements relevant to the Company's operation will be adopted in the Company's accounting policy for the first period beginning after the effective date of the pronouncement. The directors are currently assessing the impact of these HKFRSs but are not yet in the position to state whether they would have any material financial impact on the Company's financial statements.

4. DIRECTORS' REMUNERATION

Remuneration of the directors disclosed pursuant to section 161 of the Hong Kong Companies Ordinance is as follows:

	2010 HK\$	2009 HK\$
Fee	-	-
Other emoluments	-	-

5. TAXATION

No provision for taxation has been made as the Company is exempted from Hong Kong Profits Tax under Section 88 of the Inland Revenue Ordinance.

6. PROPERTY, PLANT AND EQUIPMENT

	Furniture and fixtures HK\$	Machinery and equipment HK\$	Total HK\$
At 31 March 2008			
Cost	2,357,260	2,587,071	4,944,331
Accumulated depreciation	(997,754)	(1,440,600)	(2,438,354)
Net book amount	1,359,506	1,146,471	2,505,977
Year ended 31 March 2009			
Opening net book amount	1,359,506	1,146,471	2,505,977
Additions	1,515,291	497,198	2,012,489
Depreciation	(580,882)	(616,854)	(1,197,736)
Closing net book amount	2,293,915	1,026,815	3,320,730
At 31 March 2009			
Cost	3,872,551	3,084,269	6,956,820
Accumulated depreciation	(1,578,636)	(2,057,454)	(3,636,090)
Net book amount	2,293,915	1,026,815	3,320,730
Year ended 31 March 2010			
Opening net book amount	2,293,915	1,026,815	3,320,730
Additions	571,710	578,882	1,150,592
Depreciation	(666,639)	(503,901)	(1,170,540)
Closing net book amount	2,198,986	1,101,796	3,300,782
At 31 March 2010			
Cost	4,444,261	3,663,151	8,107,412
Accumulated depreciation	(2,245,275)	(2,561,355)	(4,806,630)
Net book amount	2,198,986	1,101,796	3,300,782

7. ACCOUNTS RECEIVABLE

	2010 HK\$	2009 HK\$
Accounts receivable	104,482	105,221
Less: Provision for impairment	(8,528)	-
	95,954	105,221

The ageing analysis of the Company's accounts receivable that were past due as at the reporting date but not impaired are as follows:

	2010 HK\$	2009 HK\$
Within one month past due	95,911	101,418
Over one month but within two months past due	42	966
Over two months past due	1	2,837
	95,954	105,221

Accounts receivable that were past due but not impaired related to a number of independent tenants that have good payment track records with the Company. Based on past experiences, management believes that no impairment allowance is necessary in respect of these balances as there have not been significant changes in credit quality and the balances are considered to be fully recoverable. The Company did not hold any collateral from its tenants. Details of credit policies are set out in note 12.

The movement in provision for impairment loss on accounts receivable is as follows:

	2010 HK\$	2009 HK\$
At beginning of the year	-	-
Provision for the year	8,528	-
At end of the year	8,528	-

At each reporting date, the Company reviews receivables for evidence of impairment on both individual and collective basis. As at 31 March 2010, the Company had determined accounts receivable of HK\$8,528 (2009: HK\$Nil) as individually impaired. The individual impaired accounts receivable are due from tenants with prolonged delay in payments over the agreed credit terms. Based on the assessment, impairment loss of HK\$8,528 (2009: HK\$Nil) had been recognised during the year.

8. DEFERRED INCOME

In connection with the improvement work of the Olympic House, one-off grants in the amount of HK\$5,640,000 and HK\$1,396,500 have been provided by the Hong Kong Government since 2004, associated with HK\$200,000 from Sir David Trench Fund for Recreation (Main Fund). At the reporting date, all these one-off grants had been fully utilised. The accounting policy for the recognition of government grant and the related expenditure is detailed in note 2.10.

Deferred income represents unamortised government grants relating to property, plant and equipment at the reporting date.

	2010 HK\$	2009 HK\$
Deferred income	1,468,513	1,995,972
Portion classified as current liabilities	(516,059)	(734,953)
Non-current portion	952,454	1,261,019

9. GENERAL RESERVE

	2010 HK\$	2009 HK\$
At beginning of the year	2,758,446	2,171,040
Total comprehensive income for the year	871,280	587,406
At end of the year	3,629,726	2,758,446

10. COMMITMENTS UNDER OPERATING LEASES

At the reporting date, the Company had total future minimum lease payments under non-cancellable operating leases, which are payable as follows:

	2010 HK\$	2009 HK\$
Within one year	1,573,200	1,048,800
In the second to fifth years inclusive	5,768,400	-
	7,341,600	1,048,800

At the reporting date, the total future minimum sublease payments expected to be received under non-cancellable subleases are as follows:

	2010 HK\$	2009 HK\$
Within one year	1,189,447	824,573
In the second to fifth years inclusive	1,982,412	-
	3,171,859	824,573

11. RELATED PARTY TRANSACTIONS

In addition to the information disclosed elsewhere in these financial statements, during the year, the Company had the following transactions with its related parties.

	2010 HK\$	2009 HK\$
Key management compensation, which includes the manager and two assistant managers:		
Salaries, allowances and gratuities	967,836	1,062,327
Mandatory provident fund contributions	33,000	32,958

12. FINANCIAL RISK MANAGEMENT OBJECTIVES AND POLICIES

The Company is exposed to financial risk through its use of financial instruments which arise from ordinary course of operation. The main risks associated with these instruments are credit risk and liquidity risk. The Company does not have written risk management policies and guidelines. However, the Company's directors generally adopt conservative strategies on its risk management and limit the Company's exposure to these risks to a minimum.

Categories of financial instruments

The carrying amounts presented in the statement of financial position relate to the following categories of financial assets and financial liabilities.

	2010 HK\$	2009 HK\$
Financial assets measured at amortised costs		
Accounts receivable	95,954	105,221
Other debtors	1,132	25,813
Cash and bank balances	1,493,844	1,247,029
	1,590,930	1,378,063
Financial liabilities measured at amortised costs		
Other payables and accruals	443,893	503,337

Credit risk

Credit risk relates to the risk that the counterparty to a financial instrument would fail to discharge its obligations under the terms of the financial instrument and cause a financial loss to the Company. The Company's exposure to credit risk mainly arises from granting credit to debtors in the ordinary course of its operations and placing deposits with banks.

At reporting date, the Company's maximum exposure to credit risk on recognised financial assets is limited to each of their carrying amount as summarised below:

	2010 HK\$	2009 HK\$
Financial assets measured at amortised costs		
Accounts receivable	95,954	105,221
Other debtors	1,132	25,813
Cash and bank balances	1,493,844	1,247,029
	1,590,930	1,378,063

12. FINANCIAL RISK MANAGEMENT OBJECTIVES AND POLICIES (Continued)**Credit risk (Continued)**

To limit its exposure to credit risk, the Company places deposits only with major financial institutions in Hong Kong with good credit rating.

The Company offers 14 days credit terms to its tenants. The Company did not hold any collateral from its tenants.

As at the reporting date, the Company exposed to concentration of credit risk since the Company had a debtor accounted for approximately 84% (2009: 72%) of the total amount of accounts receivable.

Liquidity risk

The Company's policy is to regularly monitor current and expected liquidity requirements to ensure that it maintains sufficient reserves of cash to meet its liquidity requirements.

All financial liabilities were matured within one year. The undiscounted amount of the financial liabilities is not materially different from their carrying amount because of the immediate or short term maturity.

Directors' Report
Audited Financial Statements
Management Company of Olympic House
Limited
31 March 2011

Management Company of Olympic House Limited

Directors' Report

The directors have pleasure in submitting their report and audited financial statements for the year ended 31 March 2011.

Principal activities

The principal activities of the Company are the operation, management and maintenance of the Olympic House as a prestigious building for the promotion and administration of sports in Hong Kong.

Results

The results of the Company for the year ended 31 March 2011 are set out in the statement of comprehensive income on page 5.

Reserves

Movements in the reserves of the Company during the year are set out in the statement of changes in equity on page 7.

Directors

The directors who held office during the year and up to the date for this report were:

Fok Timothy Tsun Ting, Chairman
Conway Anthony Francis Martin
Hui Chun Fui
Lau Chiang Chu Vivien
Leung Mee Lee
Pang Chung
Wong Leung Wai
Wong Man Chiu Ronnie

According to the Articles of Association of the Company, all directors are appointed to take office until the conclusion of the second annual general meeting following their appointment, and shall then retire at that annual general meeting. A retiring director shall be eligible for re-election.

Directors' interests

No contracts of significance to which the Company was a party and in which a director of the Company had a material interest, whether directly or indirectly, subsisted at the end of the year or at any time during the year.

At no time during the year was the Company a party to any arrangements to enable the directors of the Company to acquire benefits by means of the acquisition of shares in or, debentures of, the Company or any other body corporate.

Property, plant and equipment

Details of significant changes in the property, plant and equipment of the Company during the year are set out in note 6 to the financial statements.

Management contracts

No contracts concerning the management and administration of the whole or any substantial part of the business of the Company were entered into or existed during the year.

Management Company of Olympic House Limited

Directors' Report

Auditor

During the year, the auditor, JBPB & Co. (formerly known as Grant Thornton in Hong Kong) resigned and Mazars CPA Limited, *Certified Public Accountants*, was appointed as auditor of the Company. The Company's auditor, Mazars CPA Limited retire and, being eligible, offer themselves for re-appointment.

On behalf of the Board



Director
- 8 NOV 2011

Independent Auditor's Report

To the members of

Management Company of Olympic House Limited

(incorporated in Hong Kong with liability limited by guarantee and not having a share capital)

We have audited the financial statements of Management Company of Olympic House Limited ("the Company") set out on pages 5 to 19, which comprise the statement of financial position as at 31 March 2011, and the statement of comprehensive income, the statement of changes in equity and the statement of cash flows for the year then ended, and a summary of significant accounting policies and other explanatory information.

Directors' responsibility for the financial statements

The directors of the Company are responsible for the preparation of financial statements that give a true and fair view in accordance with Hong Kong Financial Reporting Standards issued by the Hong Kong Institute of Certified Public Accountants and the Hong Kong Companies Ordinance, and for such internal control as the directors determine is necessary to enable the preparation of financial statements that are free from material misstatement, whether due to fraud or error.

Auditor's responsibility

Our responsibility is to express an opinion on these financial statements based on our audit and to report our opinion solely to you, as a body, in accordance with section 141 of the Hong Kong Companies Ordinance, and for no other purpose. We do not assume responsibility towards or accept liability to any other person for the contents of this report. We conducted our audit in accordance with Hong Kong Standards on Auditing issued by the Hong Kong Institute of Certified Public Accountants. Those standards require that we comply with ethical requirements and plan and perform the audit to obtain reasonable assurance about whether the financial statements are free from material misstatement.

An audit involves performing procedures to obtain audit evidence about the amounts and disclosures in the financial statements. The procedures selected depend on the auditor's judgement, including the assessment of the risks of material misstatement of the financial statements, whether due to fraud or error. In making those risk assessments, the auditor considers internal control relevant to the entity's preparation of the financial statements that give a true and fair view in order to design audit procedures that are appropriate in the circumstances, but not for the purpose of expressing an opinion on the effectiveness of the entity's internal control. An audit also includes evaluating the appropriateness of accounting policies used and the reasonableness of accounting estimates made by the directors, as well as evaluating the overall presentation of the financial statements.

We believe that the audit evidence we have obtained is sufficient and appropriate to provide a basis for our audit opinion.

Independent Auditor's Report

To the members of

Management Company of Olympic House Limited

(incorporated in Hong Kong with liability limited by guarantee and not having a share capital)

Opinion

In our opinion, the financial statements give a true and fair view of the state of the Company's affairs as at 31 March 2011 and of its deficit and cash flows for the year then ended in accordance with Hong Kong Financial Reporting Standards and have been properly prepared in accordance with the Hong Kong Companies Ordinance.



Certified Public Accountants
Hong Kong, - 8 NOV 2011

Chan Wai Man

Practising Certificate number: P02487

Management Company of Olympic House Limited

Statement of Comprehensive Income

Year ended 31 March 2011

	<i>Note</i>	2011 <i>HK\$</i>	2010 <i>HK\$</i>
Income			
Subvention from Home Affairs Bureau ("HAB") – one-off grant		3,388,070	806,592
HAB Subvention – recurrent subvention		6,480,000	6,480,000
Income from commercial activities		1,893,874	2,281,525
Rental income from tenants		1,262,534	1,274,697
Interest income		1	1
Total revenue		13,024,479	10,842,815
Other income	3	113,498	19,816
Expenditure reimbursed by one-off grant			
Depreciation		616,705	527,459
Major repairs and maintenance work		2,770,705	277,133
Professional fees		-	2,000
Sundry expenses		660	-
		3,388,070	806,592
Staff costs			
Staffing cost and related expenses		2,631,958	2,413,300
Mandatory Provident Fund contributions		106,457	100,731
		2,738,415	2,514,031
Other expenditure			
Audit fee		25,000	24,000
Bank charges		960	1,260
Cleaning services		567,592	496,652
Consumables for restrooms, pantry and electrical appliance		47,620	78,770
Depreciation		757,945	643,081
Electricity and water		1,695,464	1,718,510
Facilities operating insurance		96,002	98,251
Legal fee		40,370	-
Marketing expenses		3,180	-
Other facilities operating expenses		5,430	5,220
Photocopying		5,777	7,383
Postage, travelling, delivery and sundries		103,927	106,013
Printing and stationeries		31,009	29,491
Provision for bad debts		-	8,528
Operating lease payments for premises		1,613,600	1,415,880
Rents and rates		255,300	256,200
Repairs and maintenance		649,676	691,854
Security and car park services		1,045,600	972,000
Tea refreshment services		16,278	23,170
Telephone and facsimile expenses		97,470	94,465
		7,058,200	6,670,728
Total expenditure		13,184,685	9,991,351
(Deficit) Surplus for the year		(46,708)	871,280
Other comprehensive income for the year, net of tax		-	-
Total comprehensive (loss) income for the year		(46,708)	871,280

Management Company of Olympic House Limited

Statement of Financial Position

At 31 March 2011

	<i>Note</i>	2011 <i>HK\$</i>	2010 <i>HK\$</i>
Non-current assets			
Property, plant and equipment	6	<u>3,552,773</u>	<u>3,300,782</u>
Current assets			
Accounts receivables	7	240,089	95,954
Prepayment and other debtors		237,904	168,366
Deposits		624,900	594,600
Cash and bank balances		<u>2,611,901</u>	<u>1,493,844</u>
		<u>3,714,794</u>	<u>2,352,764</u>
Current liabilities			
Receipts in advance		1,016,989	111,414
Due to a related company	8	800,000	-
Other payables and accruals		316,813	443,893
Deferred income	9	<u>548,548</u>	<u>516,059</u>
		<u>2,682,350</u>	<u>1,071,366</u>
Net current assets		<u>1,032,444</u>	<u>1,281,398</u>
Non-current liabilities			
Deferred income	9	<u>1,002,199</u>	<u>952,454</u>
NET ASSETS		<u>3,583,018</u>	<u>3,629,726</u>
RESERVES			
General reserve		<u>3,583,018</u>	<u>3,629,726</u>

Approved and authorised for issue by the Board of Directors on - 8 NOV 2011

Director

Director




Management Company of Olympic House Limited

Statement of Changes in Equity

Year ended 31 March 2011

	General reserve HK\$
At 1 April 2009	2,758,446
Surplus for the year and total comprehensive income for the year	<u>871,280</u>
At 31 March 2010 and 1 April 2010	3,629,726
Deficit for the year and total comprehensive loss for the year	<u>(46,708)</u>
At 31 March 2011	<u>3,583,018</u>

Management Company of Olympic House Limited

Statement of Cash Flows

Year ended 31 March 2011

	2011 <i>HK\$</i>	2010 <i>HK\$</i>
OPERATING ACTIVITIES		
(Deficit) Surplus for the year	(46,708)	871,280
Impairment loss on accounts receivable	-	8,528
Depreciation	1,374,650	1,170,540
Interest income	(1)	(1)
Changes in working capital:		
Trade and other receivables	(243,973)	7,168
Other payables	778,495	(132,650)
Deferred income	82,234	(527,459)
Net cash from operating activities	<u>1,944,697</u>	<u>1,397,406</u>
INVESTING ACTIVITIES		
Interest received	1	1
Purchase of property, plant and equipment	(1,626,641)	(1,150,592)
Net cash used in investing activities	<u>(1,626,640)</u>	<u>(1,150,591)</u>
FINANCING ACTIVITIES		
Advanced from related company	800,000	-
Net cash from financing activities	<u>800,000</u>	<u>-</u>
Net increase in cash and cash equivalents	1,118,057	246,815
Cash and cash equivalents at beginning of year	<u>1,493,844</u>	<u>1,247,029</u>
Cash and cash equivalents at end of year, represented by bank balances and cash	<u>2,611,901</u>	<u>1,493,844</u>

Management Company of Olympic House Limited

Notes to the Financial Statements

Year ended 31 March 2011

1. CORPORATE INFORMATION

Management Company of Olympic House Limited (the "Company") is incorporated in Hong Kong with liability limited by guarantee and not having a share capital. The Company's registered office is located at 1/F, Olympic House, 1 Stadium Path, So Kon Po, Causeway Bay, Hong Kong.

Every member of the Company undertakes to contribute to the assets of the Company, in the event of its being wound up while he/she is a member, or within one year after he/she ceases to be a member, for payment of the debts and liabilities of the Company contracted before he/she ceases to be a member, and of the costs, charges and expenses of winding up, and for the adjustment of the rights of the contributories among themselves, such amount as may be required but not exceeding the sum of one hundred dollars.

The principal activities of the Company are the operation, management and maintenance of the Olympic House as a prestigious building for the promotion and administration of sports in Hong Kong.

2. PRINCIPAL ACCOUNTING POLICIES

Basis of preparation

These financial statements have been prepared in accordance with Hong Kong Financial Reporting Standards ("HKFRSs"), which collective term includes all applicable individual Hong Kong Financial Reporting Standards, Hong Kong Accounting Standards ("HKASs") and Interpretations issued by the Hong Kong Institute of Certified Public Accountants ("HKICPA"), accounting principles generally accepted in Hong Kong and the Hong Kong Companies Ordinance.

These financial statements have been prepared on a basis consistent with the accounting policies adopted in the 2010 financial statements. The new / revised HKFRS that are relevant to the Company and effective from the current year had no significant effects on the results and financial position of the Company for the current and prior years. A summary of the principal accounting policies adopted by the Company is set out below.

Basis of measurement

The measurement basis used in the preparation of the financial statements is historical cost.

Property, plant and equipment

Property, plant and equipment are stated at cost less accumulated depreciation and accumulated impairment losses. The cost of an item of property, plant and equipment comprises its purchase price and any directly attributable costs of bringing the asset to its working condition and location for its intended use. Repairs and maintenance are charged to profit or loss during the period in which they are incurred.

Management Company of Olympic House Limited

Notes to the Financial Statements

Year ended 31 March 2011

2. PRINCIPAL ACCOUNTING POLICIES (CONTINUED)

Property, plant and equipment (Continued)

Depreciation is provided to write off the cost less accumulated impairment losses of property, plant and equipment over their estimated useful lives as set out below from the date on which they are available for use and after taking into account their estimated residual values, using the straight-line method. Where parts of an item of property, plant and equipment have different useful lives, the cost or valuation of the item is allocated on a reasonable basis and depreciated separately:

Furniture and fixtures	15%
Machinery and equipment	20%

An item of property, plant and equipment is derecognised upon disposal or when no future economic benefits are expected to arise from the continued use of the asset. Any gain or loss arising on derecognition of the asset (calculated as the difference between the net disposal proceeds and the carrying amount of the item) is included in profit or loss in the year in which the item is derecognised.

Financial instruments

Financial assets and financial liabilities are recognised when the Company becomes a party to the contractual provisions of the instruments and on a trade date basis.

A financial asset is derecognised when the Company's contractual rights to receive future cash flows from the financial asset expire or when the Company transfers the financial asset together with substantially all the risks and rewards of ownership of the financial asset. A financial liability is derecognised when the liability is extinguished, that is, when the obligation specified in the relevant contract is discharged, cancelled or expires. Gains and losses arising from derecognition, impairment or through the amortisation process are recognised in profit or loss.

Loans and receivables

Loans and receivables are non-derivative financial assets with fixed or determinable payments that are not quoted in an active market and are not held for trading. They are recognised initially at fair value on the trade date and are subsequently measured at amortised cost using the effective interest method, except for interest-free loans without any fixed repayment term or the effect of discounting being insignificant which are measured at cost less impairment loss. Amortised cost is calculated by taking into account any discount or premium on acquisition over the period to maturity.

Impairment of financial assets

At the end of each reporting period, the Company assesses whether there is objective evidence that financial assets, other than those at fair value through profit or loss, are impaired. The impairment loss of financial assets carried at amortised cost is measured as the difference between the asset's carrying amount and the present value of estimated future cash flows discounted at the financial asset's original effective interest rate. Such impairment loss is reversed in subsequent periods through profit or loss when an increase in the asset's recoverable amount can be related objectively to an event occurring after the impairment was recognised, subject to a restriction that the carrying amount of the asset at the date the impairment is reversed does not exceed what the amortised cost would have been had the impairment not been recognised.

Management Company of Olympic House Limited

Notes to the Financial Statements

Year ended 31 March 2011

2. PRINCIPAL ACCOUNTING POLICIES (CONTINUED)

Financial instruments (Continued)

Financial liabilities

The Company's financial liabilities include other payables and accruals. All financial liabilities except derivatives are recognised initially at their fair value and subsequently measured at amortised cost, using the effective interest method, unless the effect of discounting would be insignificant, in which case they are stated at cost.

Cash equivalents

For the purpose of the statement of cash flows, cash equivalents represent short-term highly liquid investments which are readily convertible into known amounts of cash and which are subject to an insignificant risk of changes in value.

Leases

Leases are classified as finance leases whenever the terms of the lease transfer substantially all the risks and rewards of ownership to the lessee. All other leases are classified as operating leases.

Rentals payable and receivable under operating leases are charged to profit or loss on a straight-line basis over the term of the relevant lease.

Revenue recognition

Revenue is recognised when it is probable that the economic benefits will flow to the Company and when the revenue and costs, if applicable, can be measured reliably and on the following bases:

Subvention income and income from commercial activities are recognised when the rights to receive payment have been established.

Rental income from tenants is recognised when the properties are let out and on the straight-line basis over the lease terms.

Interest income from financial asset is accrued on a time proportion basis, by reference to the principal outstanding and at the effective interest rate applicable.

Impairment of non-financial assets

At the end of each reporting period, the Company reviews internal and external sources of information to determine whether its property, plant and equipment have suffered an impairment loss or impairment loss previously recognised no longer exists or may be reduced. If any such indication exists, the recoverable amount of the asset is estimated, based on the higher of its fair value less costs to sell and value in use. Where it is not possible to estimate the recoverable amount of an individual asset, the Company estimates the recoverable amount of the smallest group of assets that generates cash flows independently (i.e. a cash-generating unit).

Management Company of Olympic House Limited

Notes to the Financial Statements

Year ended 31 March 2011

2. PRINCIPAL ACCOUNTING POLICIES (CONTINUED)

Impairment of non-financial assets (Continued)

If the recoverable amount of an asset or a cash-generating unit is estimated to be less than its carrying amount, the carrying amount of the asset or cash-generating unit is reduced to its recoverable amount. Impairment losses are recognised as an expense immediately.

A reversal of impairment loss is limited to the carrying amount of the asset or cash-generating unit that would have been determined had no impairment loss been recognised in prior years. Reversal of impairment loss is recognised as income immediately.

Employee benefits

Short-term employee benefits

Salaries, annual bonuses, paid annual leave, contributions to defined contribution retirement plans and the cost of non-monetary benefits are accrued in the year in which the associated services are rendered by employees. Where payment or settlement is deferred and the effect would be material, these amounts are stated at their present values.

Defined contribution plans

The obligations for contributions to defined contribution retirement scheme are recognised as an expense in profit or loss as incurred. The assets of the scheme are held separately from those of the Company in an independently administered fund.

Government grants and Sports Federation & Olympic Committee of Hong Kong, China's ("SF&OC") subsidy

Government grants and subsidies from SF & OC are recognised at their fair value where there is reasonable assurance that the grant or subsidy will be received and all attaching conditions will be complied with. When the grant or subsidy relates to an expense item, it is recognised as income over the period necessary to match the grant on a systematic basis to the costs that it is intended to compensate. Where the grant or subsidy relates to an asset, the fair value is credited to a deferred income account and is released to profit or loss over the expected useful life of the relevant asset to match the depreciation charge.

Related parties

A party is related to the Company if

- (a) directly, or indirectly through one or more intermediaries, the party controls, is controlled by, or is under common control with, the Company; or has an interest in the Company that gives it significant influence over the Company; or has joint control over the Company;
- (b) the party is a member of the key management personnel of the Company;
- (c) the party is a close member of the family of any individual referred to in (a) or (b); or
- (d) the party is an entity that is controlled, jointly controlled or significantly influenced by or for which significant voting power in such entity resides with, directly or indirectly, any individual referred to in (b) or (c).

Management Company of Olympic House Limited

Notes to the Financial Statements

Year ended 31 March 2011

2. PRINCIPAL ACCOUNTING POLICIES (CONTINUED)

Future changes in HKFRS

At the date of authorisation of these financial statements, the HKICPA has issued a number of new / revised HKFRS that are not yet effective for the current year, which the Company has not early adopted. The directors do not anticipate that the adoption of these new HKFRS in the future periods will have any material impact on the results of the Company.

3. OTHER INCOME

	2011 <i>HK\$</i>	2010 <i>HK\$</i>
Short-term hiring income of spare storage closet	64,000	10,600
Amortisation of deferred income of SF&OC subsidy relating to property, plant and equipment	39,400	-
Forfeited of deposits received	7,631	9,116
Others	2,467	100
	<u>113,498</u>	<u>19,816</u>

4. DIRECTORS' EMOLUMENTS

Directors' emoluments disclosed pursuant to section 161 of the Hong Kong Companies Ordinance are as follows:

	2011 <i>HK\$</i>	2010 <i>HK\$</i>
Directors' emoluments		
Fee	-	-
Other emoluments	-	-
	<u>-</u>	<u>-</u>

5. INCOME TAX EXPENSE

No provision for Hong Kong Profits Tax has been made as the Company is exempt from Hong Kong profits tax under Section 88 of the Hong Kong Inland Revenue Ordinance.

Management Company of Olympic House Limited

Notes to the Financial Statements

Year ended 31 March 2011

6. PROPERTY, PLANT AND EQUIPMENT

	Furniture and fixtures <i>HK\$</i>	Machinery and equipment <i>HK\$</i>	Total <i>HK\$</i>
Reconciliation of carrying amount - year ended 31 March 2010			
At beginning of the year	2,293,915	1,026,815	3,320,730
Additions	571,710	578,882	1,150,592
Depreciation	(666,639)	(503,901)	(1,170,540)
At the end of the reporting period	<u>2,198,986</u>	<u>1,101,796</u>	<u>3,300,782</u>
Reconciliation of carrying amount - year ended 31 March 2011			
At beginning of the year	2,198,986	1,101,796	3,300,782
Additions	425,329	1,201,312	1,626,641
Depreciation	(730,438)	(644,212)	(1,374,650)
At the end of the reporting period	<u>1,893,877</u>	<u>1,658,896</u>	<u>3,552,773</u>
At 1 April 2010			
Cost	4,444,261	3,663,151	8,107,412
Accumulated depreciation	(2,245,275)	(2,561,355)	(4,806,630)
	<u>2,198,986</u>	<u>1,101,796</u>	<u>3,300,782</u>
At 31 March 2011			
Cost	4,869,590	4,864,463	9,734,053
Accumulated depreciation	(2,975,713)	(3,205,567)	(6,181,280)
	<u>1,893,877</u>	<u>1,658,896</u>	<u>3,552,773</u>

Management Company of Olympic House Limited

Notes to the Financial Statements

Year ended 31 March 2011

7. ACCOUNTS RECEIVABLE

	2011 <i>HK\$</i>	2010 <i>HK\$</i>
Accounts receivable	240,089	104,482
Less: Provision for impairment	-	(8,528)
	<u>240,089</u>	<u>95,954</u>

The ageing analysis of the Company's accounts receivable that were past due as at the reporting date but not impaired are as follows:

	2011 <i>HK\$</i>	2010 <i>HK\$</i>
Within one month past due	87,686	95,911
Over one month but within two months past due	39	42
Over two months past due	152,364	1
	<u>240,089</u>	<u>95,954</u>

Accounts receivable that were past due but not impaired related to a number of independent tenants that have good payment track records with the Company. Based on past experiences, management believes that no impairment allowance is necessary in respect of these balances as there have not been significant changes in credit quality and the balances are considered to be fully recoverable. The Company did not hold any collateral from its tenants. Details of credit policies are set out in note 11.

The movement in provision for impairment loss on accounts receivable is as follows:

	2011 <i>HK\$</i>	2010 <i>HK\$</i>
At beginning of the year	8,528	-
Impairment losses recognised on receivables	-	8,528
Amounts written off as uncollectible	(8,528)	-
At end of the year	<u>-</u>	<u>8,528</u>

8. DUE TO A RELATED COMPANY

The amount due is unsecured, interest-free and has no fixed repayment term.

Management Company of Olympic House Limited

Notes to the Financial Statements

Year ended 31 March 2011

9. DEFERRED INCOME

The accounting policy for the recognition of government grant and the related expenditure is detailed in note 2 "Government grants".

Deferred income for unamortised government grants relating to property, plant and equipment at the end of the reporting period.

	2011 <i>HK\$</i>	2010 <i>HK\$</i>
Deferred income	1,393,147	1,468,513
Portion classified as current liabilities	<u>(509,148)</u>	<u>(516,059)</u>
Non-current portion	<u>883,999</u>	<u>952,454</u>

Deferred income for unamortised SF&OC subsidy relating to property, plant and equipment at the end of the reporting period.

	2011 <i>HK\$</i>	2010 <i>HK\$</i>
Deferred income	157,600	-
Portion classified as current liabilities	<u>(39,400)</u>	<u>-</u>
Non-current portion	<u>118,200</u>	<u>-</u>

	2011 <i>HK\$</i>	2010 <i>HK\$</i>
Total		
Deferred income	1,550,747	1,468,513
Portion classified as current liabilities	<u>(548,548)</u>	<u>(516,059)</u>
Non-current portion	<u>1,002,199</u>	<u>952,454</u>

Management Company of Olympic House Limited

Notes to the Financial Statements

Year ended 31 March 2011

10. RELATED PARTIES TRANSACTIONS

In addition to the transactions / information disclosed elsewhere in these financial statements, during the year, the Company had the following significant transactions with its related parties.

Related party relationship	Nature of transaction	2011 HK\$	2010 HK\$
Key management compensation, which includes the manager and two assistant managers	Salaries, allowances and gratuities	1,063,487	967,836
	Mandatory provident fund contributions	36,000	33,000
An entity controlled by directors of the Company	Office rental income (free of charge)	-	-

11. FINANCIAL RISK MANAGEMENT OBJECTIVES AND POLICIES

The Company is exposed to financial risk through its use of financial instruments which arise from ordinary course of operation. The main risks associated with these instruments are credit risk and liquidity risk. The Company does not have written risk management policies and guidelines. However, the Company's directors generally adopt conservative strategies on its risk management and limit the Company's exposure to these risks to a minimum.

Credit risk

Credit risk relates to the risk that the counterparty to a financial instrument would fail to discharge its obligations under the terms of the financial instrument and cause a financial loss to the Company. The Company's exposure to credit risk mainly arises from granting credit to debtors in the ordinary course of its operations and placing deposits with banks.

At reporting date, the Company's maximum exposure to credit risk on recognised financial assets is limited to each of their carrying amount as summarised below:

	2011 HK\$	2010 HK\$
Financial assets measured at amortised costs		
Accounts receivable	240,089	95,954
Other debtors	22,805	1,132
Cash and bank balances	2,611,901	1,493,844
	<u>2,874,795</u>	<u>1,590,930</u>

To limit its exposure to credit risk, the Company places deposits only with major financial institutions in Hong Kong with good credit rating.

Management closely monitors all outstanding debts and reviews collectability of debtors periodically.

Management Company of Olympic House Limited

Notes to the Financial Statements

Year ended 31 March 2011

11. FINANCIAL RISK MANAGEMENT OBJECTIVES AND POLICIES (CONTINUED)

Credit risk (Continued)

The Company offers 14 days credit terms to its tenants. The Company did not hold any collateral from its tenants.

As at the reporting date, the Company was exposed to a concentration of credit risk since the Company had a debtor accounted for approximately 63% (2010: 84%) of the total amount of accounts receivable.

Liquidity risk

The Company's policy is to regularly monitor current and expected liquidity requirements to ensure that it maintains sufficient reserves of cash to meet its liquidity requirements.

The maturity profile of the Company's financial liabilities at the end of the reporting period based on contractual undiscounted payments is summarised below:

	<u>On demand or within one year</u>	
	2011	2010
	<i>HK\$</i>	<i>HK\$</i>
Other payables and accruals	316,813	443,893
Due to a related company	<u>800,000</u>	<u>-</u>
	<u>1,116,813</u>	<u>443,893</u>

Fair values

The financial assets and financial liabilities are carried at amounts which approximate their fair values.

12. COMMITMENTS

	2011	2010
	<i>HK\$</i>	<i>HK\$</i>
Contracted but not provided for net of deposit paid	<u>3,025,030</u>	<u>-</u>

At the end of the reporting period, the Company had commitment of HK\$3,025,030 for the replacement of carpet tile and electricity supply and air-conditioning system at Olympic House.

Management Company of Olympic House Limited

Notes to the Financial Statements

Year ended 31 March 2011

13. COMMITMENTS UNDER OPERATING LEASES

The Company as lessee

At the end of the reporting period, the Company had total future minimum lease payments under non-cancellable operating leases, which are payable as follows:

	2011 <i>HK\$</i>	2010 <i>HK\$</i>
With one year	1,694,400	1,573,200
In the second to fifth years inclusive	<u>4,518,400</u>	<u>5,768,400</u>
	<u><u>6,212,800</u></u>	<u><u>7,341,600</u></u>

The Company as lessor

At the end of the reporting period, the Company had total future minimum sublease payments to be received under non-cancellable subleases are as follows:

	2011 <i>HK\$</i>	2010 <i>HK\$</i>
With one year	1,298,819	1,189,447
In the second to fifth years inclusive	<u>865,879</u>	<u>1,982,412</u>
	<u><u>2,164,698</u></u>	<u><u>3,171,859</u></u>

14. CAPITAL MANAGEMENT

The objectives of the Company's capital management are to safeguard its ability to continue as a going concern and to manage the Olympic House as a prestigious building for the promotion and administration of sports in Hong Kong. The Company manages its capital structure and makes adjustments to it in light of changes in economic conditions and business strategies. To maintain or adjust the capital structure, the Company may adjust the use of its general reserve or raise and repay debts. No changes were made in the objectives, policies or processes during the years ended 31 March 2011 and 2010.

Directors' Report
Audited Financial Statements
Management Company of Olympic House
Limited
31 March 2012

Management Company of Olympic House Limited

Directors' Report

The directors have pleasure in submitting their report and audited financial statements for the year ended 31 March 2012.

Principal activities

The principal activities of the Company are the operation, management and maintenance of the Olympic House as a prestigious building for the promotion and administration of sports in Hong Kong.

Results

The results of the Company for the year ended 31 March 2012 are set out in the statement of comprehensive income on page 5.

Reserves

Movements in the reserves of the Company during the year are set out in the statement of changes in equity on page 7.

Directors

The directors who held office during the year and up to the date for this report were:

Fok Timothy Tsun Ting, Chairman
Conway Anthony Francis Martin (Cessation on 8 September 2012)
Hui Chun Fui
Lau Chiang Chu Vivien
Leung Mee Lee
Pang Chung
Wong Leung Wai
Wong Man Chiu Ronnie

According to the Articles of Association of the Company, all directors are appointed to take office until the conclusion of the second annual general meeting following their appointment, and shall then retire at that annual general meeting. A retiring director shall be eligible for re-election.

Directors' interests

No contracts of significance to which the Company was a party and in which a director of the Company had a material interest, whether directly or indirectly, subsisted at the end of the year or at any time during the year.

At no time during the year was the Company a party to any arrangements to enable the directors of the Company to acquire benefits by means of the acquisition of shares in or, debentures of, the Company or any other body corporate.

Property, plant and equipment

Details of significant changes in the property, plant and equipment of the Company during the year are set out in note 6 to the financial statements.

Management contracts

No contracts concerning the management and administration of the whole or any substantial part of the business of the Company were entered into or existed during the year.

Management Company of Olympic House Limited

Directors' Report

Auditor

A resolution will be submitted to the annual general meeting to re-appoint Mazars CPA Limited, *Certified Public Accountants*, as the auditor of the Company.

On behalf of the Board


Director
19 OCT 2012

Independent Auditor's Report

To the members of

Management Company of Olympic House Limited

(incorporated in Hong Kong with liability limited by guarantee and not having a share capital)

We have audited the financial statements of Management Company of Olympic House Limited ("the Company") set out on pages 5 to 20, which comprise the statement of financial position as at 31 March 2012, and the statement of comprehensive income, the statement of changes in equity and the statement of cash flows for the year then ended, and a summary of significant accounting policies and other explanatory information.

Directors' responsibility for the financial statements

The directors of the Company are responsible for the preparation of financial statements that give a true and fair view in accordance with Hong Kong Financial Reporting Standards ("HKFRSs") issued by the Hong Kong Institute of Certified Public Accountants ("HKICPA") and the Hong Kong Companies Ordinance, and for such internal control as the directors determine is necessary to enable the preparation of financial statements that are free from material misstatement, whether due to fraud or error.

Auditor's responsibility

Our responsibility is to express an opinion on these financial statements based on our audit and to report our opinion solely to you, as a body, in accordance with section 141 of the Hong Kong Companies Ordinance, and for no other purpose. We do not assume responsibility towards or accept liability to any other person for the contents of this report. We conducted our audit in accordance with Hong Kong Standards on Auditing issued by the HKICPA. Those standards require that we comply with ethical requirements and plan and perform the audit to obtain reasonable assurance about whether the financial statements are free from material misstatement.

An audit involves performing procedures to obtain audit evidence about the amounts and disclosures in the financial statements. The procedures selected depend on the auditor's judgement, including the assessment of the risks of material misstatement of the financial statements, whether due to fraud or error. In making those risk assessments, the auditor considers internal control relevant to the entity's preparation of the financial statements that give a true and fair view in order to design audit procedures that are appropriate in the circumstances, but not for the purpose of expressing an opinion on the effectiveness of the entity's internal control. An audit also includes evaluating the appropriateness of accounting policies used and the reasonableness of accounting estimates made by the directors, as well as evaluating the overall presentation of the financial statements.

We believe that the audit evidence we have obtained is sufficient and appropriate to provide a basis for our audit opinion.

Independent Auditor's Report

To the members of

Management Company of Olympic House Limited

(incorporated in Hong Kong with liability limited by guarantee and not having a share capital)

Opinion

In our opinion, the financial statements give a true and fair view of the state of the Company's affairs as at 31 March 2012 and of its deficit and cash flows for the year then ended in accordance with HKFRSs and have been properly prepared in accordance with the Hong Kong Companies Ordinance.



Certified Public Accountants
Hong Kong, 19 OCT 2012

Chan Wai Man

Practising Certificate number: P02487

Management Company of Olympic House Limited

Statement of Comprehensive Income

Year ended 31 March 2012

	<i>Note</i>	2012 <i>HK\$</i>	2011 <i>HK\$</i>
Revenue			
Subvention from Home Affairs Bureau ("HAB")			
- Recurrent subvention		6,621,900	6,480,000
- One-off grant		4,249,902	3,388,070
Income from commercial activities		1,987,453	1,893,874
Rental income from tenants		1,334,546	1,262,534
Interest income		1	1
Total revenue		14,193,802	13,024,479
Other income	3	224,691	113,498
Expenditure reimbursed by one-off grant			
Depreciation		641,453	616,705
Major repairs and maintenance work		3,608,449	2,770,705
Sundry expenses		-	660
		4,249,902	3,388,070
Staff costs			
Staffing cost and related expenses		2,979,816	2,631,958
Mandatory Provident Fund contributions		114,875	106,457
		3,094,691	2,738,415
Other expenditure			
Audit fee		27,425	25,000
Bank charges		1,600	960
Cleaning services		636,911	567,592
Consumables for restrooms, pantry and electrical appliance		46,936	47,620
Depreciation		827,151	757,945
Electricity and water		1,627,206	1,695,464
Facilities operating insurance		94,551	96,002
Legal fee		8,000	40,370
Loss on disposal of fixed assets		15,372	-
Marketing expenses		25,100	3,180
Other facilities operating expenses		5,434	5,430
Photocopying		5,345	5,777
Postage, travelling, delivery and sundries		172,007	103,927
Printing and stationeries		26,308	31,009
Operating lease payments for premises		1,694,400	1,613,600
Rents and rates		268,320	255,300
Repairs and maintenance		625,339	649,676
Security and car park services		1,131,091	1,045,600
Tea refreshment services		14,301	16,278
Telephone and facsimile expenses		97,505	97,470
		7,350,302	7,058,200
Total expenditure		14,694,895	13,184,685
Deficit for the year		(276,402)	(46,708)
Other comprehensive income for the year, net of tax		-	-
Total comprehensive loss for the year		(276,402)	(46,708)

Management Company of Olympic House Limited

Statement of Financial Position


At 31 March 2012

	Note	2012 HK\$	2011 HK\$
Non-current assets			
Property, plant and equipment	6	<u>3,544,974</u>	<u>3,552,773</u>
Current assets			
Accounts receivable	7	582,981	240,089
Prepayments and other debtors		210,718	237,904
Deposits		626,756	624,900
Cash and bank balances		<u>7,119,631</u>	<u>2,611,901</u>
		<u>8,540,086</u>	<u>3,714,794</u>
Current liabilities			
Receipts in advance		6,138,811	1,016,989
Amount due to a related company	8	29,200	800,000
Other payables and accruals		946,473	316,813
Deferred income	9	<u>487,800</u>	<u>548,548</u>
		<u>7,602,284</u>	<u>2,682,350</u>
Net current assets		<u>937,802</u>	<u>1,032,444</u>
Total assets less current liabilities		<u>4,482,776</u>	<u>4,585,217</u>
Non-current liabilities			
Deferred income	9	<u>1,176,160</u>	<u>1,002,199</u>
NET ASSETS		<u><u>3,306,616</u></u>	<u><u>3,583,018</u></u>
RESERVES			
General reserve		<u><u>3,306,616</u></u>	<u><u>3,583,018</u></u>

Approved and authorised for issue by the Board of Directors on 19 OCT 2012



Director



Director

Management Company of Olympic House Limited

Statement of Changes in Equity

Year ended 31 March 2012

	General reserve HK\$
At 1 April 2010	3,629,726
Deficit for the year and total comprehensive loss for the year	<u>(46,708)</u>
At 31 March 2011 and 1 April 2011	3,583,018
Deficit for the year and total comprehensive loss for the year	<u>(276,402)</u>
At 31 March 2012	<u>3,306,616</u>

Management Company of Olympic House Limited

Statement of Cash Flows

Year ended 31 March 2012

	2012 <i>HK\$</i>	2011 <i>HK\$</i>
OPERATING ACTIVITIES		
Deficit for the year	(276,402)	(46,708)
Loss on disposal of fixed assets	15,372	-
Depreciation	1,468,604	1,374,650
Interest income	(1)	(1)
Changes in working capital:		
Accounts receivable and other debtors	(317,562)	(243,973)
Receipt in advance, other payables and accruals	5,751,482	778,495
Amount due to a related company	29,200	-
Deferred income	113,213	82,234
Net cash from operating activities	<u>6,783,906</u>	<u>1,944,697</u>
INVESTING ACTIVITIES		
Interest received	1	1
Purchase of property, plant and equipment	<u>(1,476,177)</u>	<u>(1,626,641)</u>
Net cash used in investing activities	<u>(1,476,176)</u>	<u>(1,626,640)</u>
FINANCING ACTIVITIES		
(Repayment to) Advanced from related company	<u>(800,000)</u>	<u>800,000</u>
Net cash (used in) from financing activities	<u>(800,000)</u>	<u>800,000</u>
Net increase in cash and cash equivalents	4,507,730	1,118,057
Cash and cash equivalents at beginning of year	<u>2,611,901</u>	<u>1,493,844</u>
Cash and cash equivalents at end of year, represented by bank balances and cash	<u>7,119,631</u>	<u>2,611,901</u>

Management Company of Olympic House Limited

Notes to the Financial Statements

Year ended 31 March 2012

1. CORPORATE INFORMATION

Management Company of Olympic House Limited (the "Company") is incorporated in Hong Kong with liability limited by guarantee and not having a share capital. The Company's registered office is located at 1/F, Olympic House, 1 Stadium Path, So Kon Po, Causeway Bay, Hong Kong.

Every member of the Company undertakes to contribute to the assets of the Company, in the event of its being wound up while he/she is a member, or within one year after he/she ceases to be a member, for payment of the debts and liabilities of the Company contracted before he/she ceases to be a member, and of the costs, charges and expenses of winding up, and for the adjustment of the rights of the contributories among themselves, such amount as may be required but not exceeding the sum of one hundred dollars.

The principal activities of the Company are the operation, management and maintenance of the Olympic House as a prestigious building for the promotion and administration of sports in Hong Kong.

2. PRINCIPAL ACCOUNTING POLICIES

Basis of preparation

These financial statements have been prepared in accordance with Hong Kong Financial Reporting Standards ("HKFRSs"), which is a collective term includes all applicable individual Hong Kong Financial Reporting Standards, Hong Kong Accounting Standards ("HKASs") and Interpretations issued by the Hong Kong Institute of Certified Public Accountants ("HKICPA"), accounting principles generally accepted in Hong Kong and the Hong Kong Companies Ordinance.

These financial statements have been prepared on a basis consistent with the accounting policies adopted in the 2011 financial statements except for the adoption of the following new/revised HKFRSs effective from the current year that are relevant to the Company. A summary of the principal accounting policies adopted by the Company is set out below.

Adoption of new / revised HKFRS

HKAS 24 (Revised) - Related Party Disclosures

HKAS 24 was revised to include a new definition of related party and to provide a partial exemption from the disclosure requirements in relation to related party transactions and outstanding balances, including commitments, with:

- (a) a government that has control, joint control or significant influence over the reporting entity; and
- (b) another entity that is a related party because the same government has control, joint control or significant influence over both the reporting entity and the other entity.

The Company adopted the new definition in its accounting policies but such adoption does not have an effect on the disclosures made in the financial statements.

Management Company of Olympic House Limited

Notes to the Financial Statements

Year ended 31 March 2012

2. PRINCIPAL ACCOUNTING POLICIES (CONTINUED)

Adoption of new / revised HKFRS (Continued)

HKFRSs (Amendments) "Improvements to HKFRSs 2010"

The improvements comprise a number of improvements to HKFRSs including the following that are considered to be relevant to the Company:

Amendments to HKAS 1 (Revised): *Presentation of Financial Statements: Clarification of Statement of Changes in Equity*

The Amendments clarify that the reconciliation of each components of other comprehensive income may be presented either in the statement of changes in equity or in the notes to the financial statements. The Company has decided to continue presenting the reconciliation on the face of the statement of changes in equity.

Basis of measurement

The measurement basis used in the preparation of the financial statements is historical cost.

Property, plant and equipment

Property, plant and equipment are stated at cost less accumulated depreciation and accumulated impairment losses. The cost of an item of property, plant and equipment comprises its purchase price and any directly attributable costs of bringing the asset to its working condition and location for its intended use. Repairs and maintenance are charged to profit or loss during the period in which they are incurred.

Depreciation is provided to write off the cost less accumulated impairment losses of property, plant and equipment at the annual rates over their estimated useful lives as set out below from the date on which they are available for use and after taking into account their estimated residual values, using the straight-line method:

Furniture and fixtures	15%
Machinery and equipment	20%

Where parts of an item of property, plant and equipment have different useful lives, the cost or valuation of the item is allocated on a reasonable basis and depreciated separately.

An item of property, plant and equipment is derecognised upon disposal or when no future economic benefits are expected to arise from the continued use of the asset. Any gain or loss arising on derecognition of the asset (calculated as the difference between the net disposal proceeds and the carrying amount of the item) is included in profit or loss in the year in which the item is derecognised.

Financial instruments

Recognition and derecognition

Financial assets and financial liabilities are recognised when and only when the Company becomes a party to the contractual provisions of the instruments and on a trade date basis.

A financial asset is derecognised when and only when (i) the Company's contractual rights to receive future cash flows from the financial asset expire or (ii) the Company transfers the financial asset and the Company has transferred substantially all the risks and rewards of ownership of the financial asset. A financial liability is derecognised when and only when the liability is extinguished, that is, when the obligation specified in the relevant contract is discharged, cancelled or expires.

Management Company of Olympic House Limited

Notes to the Financial Statements

Year ended 31 March 2012

2. PRINCIPAL ACCOUNTING POLICIES (CONTINUED)

Financial instruments (Continued)

Classification and measurement

Financial assets or financial liabilities are initially recognised at their fair value plus, in the case of financial assets or financial liabilities not carried at fair value through profit or loss, transaction costs that are direct attributable to the acquisition or issue of the financial assets or financial liabilities.

Loans and receivables

Loans and receivables including account and other receivables are non-derivative financial assets with fixed or determinable payments that are not quoted in an active market and are not held for trading. They are measured at amortised cost using the effective interest method, except where the receivables are interest-free loans and without any fixed repayment term or the effect of discounting would be insignificant. In such case, the receivables are stated at cost less impairment loss. Amortised cost is calculated by taking into account any discount or premium on acquisition over the period to maturity. Gains and losses arising from derecognition, impairment or through the amortisation process are recognised in profit or loss.

Impairment of financial assets

At the end of each reporting period, the Company assesses whether there is objective evidence that financial assets are impaired. The impairment loss of financial assets carried at amortised cost is measured as the difference between the asset's carrying amount and the present value of estimated future cash flows discounted at the financial asset's original effective interest rate. Such impairment loss is reversed in subsequent periods through profit or loss when an increase in the asset's recoverable amount can be related objectively to an event occurring after the impairment was recognised, subject to a restriction that the carrying amount of the asset at the date the impairment is reversed does not exceed what the amortised cost would have been had the impairment not been recognised.

Financial liabilities

The Company's financial liabilities include other payables and accruals. All financial liabilities except derivatives are recognised initially at their fair value and subsequently measured at amortised cost, using the effective interest method, unless the effect of discounting would be insignificant, in which case they are stated at cost.

Cash equivalents

For the purpose of the statement of cash flows, cash equivalents represent short-term highly liquid investments which are readily convertible into known amounts of cash and which are subject to an insignificant risk of changes in value, net of bank overdrafts.

Leases

Leases are classified as finance leases whenever the terms of the lease transfer substantially all the risks and rewards of ownership to the lessee. All other leases are classified as operating leases.

Rentals payable and receivable under operating leases are charged and credited to profit or loss respectively on a straight-line basis over the term of the relevant lease.

Management Company of Olympic House Limited

Notes to the Financial Statements

Year ended 31 March 2012

2. PRINCIPAL ACCOUNTING POLICIES (CONTINUED)

Revenue recognition

Revenue is recognised when it is probable that future economic benefits will flow to the Company and when the revenue and costs, if applicable, can be measured reliably and on the following bases:

Subvention income and income from commercial activities are recognised when the rights to receive payment have been established.

Rental income from tenants is recognised when the properties are let out and on the straight-line basis over the lease term.

Interest income from financial asset is accrued on a time proportion basis, by reference to the principal outstanding and at the effective interest rate applicable.

Impairment of non-financial assets

At the end of each reporting period, the Company reviews internal and external sources of information to assess whether there is any indication that its property, plant and equipment may be impaired or impairment loss previously recognised no longer exists or may be reduced. If any such indication exists, the recoverable amount of the asset is estimated, based on the higher of its fair value less costs to sell and value in use. Where it is not possible to estimate the recoverable amount of an individual asset, the Company estimates the recoverable amount of the smallest group of assets that generates cash flows independently (i.e. a cash-generating unit).

If the recoverable amount of an asset or a cash-generating unit is estimated to be less than its carrying amount, the carrying amount of the asset or cash-generating unit is reduced to its recoverable amount. Impairment losses are recognised as an expense immediately.

A reversal of impairment loss is limited to the carrying amount of the asset or cash-generating unit that would have been determined had no impairment loss been recognised in prior years. Reversal of impairment loss is recognised as income in profit or loss immediately.

Employee benefits

Short-term employee benefits

Salaries, annual bonuses, paid annual leave, contributions to defined contribution retirement plans and the cost of non-monetary benefits are accrued in the year in which the associated services are rendered by employees. Where payment or settlement is deferred and the effect would be material, these amounts are stated at their present values.

Defined contribution plans

The obligations for contributions to defined contribution retirement scheme are recognised as an expense in profit or loss as incurred. The assets of the scheme are held separately from those of the Company in an independently administered fund.

Management Company of Olympic House Limited

Notes to the Financial Statements

Year ended 31 March 2012

2. PRINCIPAL ACCOUNTING POLICIES (CONTINUED)

Government grants and Sports Federation & Olympic Committee of Hong Kong, China ("SF&OC") subsidy

Government grants and subsidies from SF&OC are recognised at their fair value where there is reasonable assurance that the grant or subsidy will be received and all attaching conditions will be complied with. When the grant or subsidy relates to an expense item, it is recognised as income over the period necessary to match the grant on a systematic basis to the costs that it is intended to compensate. Where the grant or subsidy relates to an asset, the fair value is credited to a deferred income account and is released to profit or loss over the expected useful life of the relevant asset by equal annual instalments.

Related parties

A related party is a person or entity that is related to the Company.

- (a) A person or a close member of that person's family is related to the Company if that person:
 - (i) has control or joint control over the Company;
 - (ii) has significant influence over the Company; or
 - (iii) is a member of the key management personnel of the Company.

- (b) An entity is related to the Company if any of the following conditions applies:
 - (i) the entity is a post-employment benefit plan for the benefit of employees of either the Company or an entity related to the Company.
 - (ii) the entity is controlled or jointly controlled by a person identified in (a).
 - (iii) a person identified in (a)(i) has significant influence over the entity or is a member of the key management personnel of the entity.

Future changes in HKFRSs

At the date of authorisation of these financial statements, the HKICPA has issued a number of new / revised HKFRSs that are not yet effective for the current year, which the Company has not early adopted. The directors do not anticipate that the adoption of these new HKFRSs in the future periods will have any material impact on the results of the Company.

Management Company of Olympic House Limited

Notes to the Financial Statements

Year ended 31 March 2012

3. OTHER INCOME

	2012 <i>HK\$</i>	2011 <i>HK\$</i>
Short-term hiring income of spare storage closet	76,400	64,000
Amortisation of deferred income of SF&OC subsidy relating to property, plant and equipment	39,400	39,400
Rental and electricity charge of mobile radio basestation	91,034	-
Forfeiture of deposits received	11,757	7,631
Others	6,100	2,467
	<u>224,691</u>	<u>113,498</u>

4. DIRECTORS' EMOLUMENTS

Directors' emoluments disclosed pursuant to section 161 of the Hong Kong Companies Ordinance are as follows:

	2012 <i>HK\$</i>	2011 <i>HK\$</i>
Fee	-	-
Other emoluments	-	-
	<u>-</u>	<u>-</u>

5. INCOME TAX EXPENSE

No provision for Hong Kong Profits Tax has been made as the Company is exempt from Hong Kong Profits Tax under Section 88 of the Hong Kong Inland Revenue Ordinance.

Management Company of Olympic House Limited

Notes to the Financial Statements

Year ended 31 March 2012

6. PROPERTY, PLANT AND EQUIPMENT

	Furniture and fixtures <i>HK\$</i>	Machinery and equipment <i>HK\$</i>	Total <i>HK\$</i>
Reconciliation of carrying amount - year ended 31 March 2011			
At beginning of the year	2,198,986	1,101,796	3,300,782
Additions	425,329	1,201,312	1,626,641
Depreciation	(730,438)	(644,212)	(1,374,650)
At the end of the reporting period	<u>1,893,877</u>	<u>1,658,896</u>	<u>3,552,773</u>
Reconciliation of carrying amount - year ended 31 March 2012			
At beginning of the year	1,893,877	1,658,896	3,552,773
Additions	1,101,332	374,845	1,476,177
Disposal	(15,372)	-	(15,372)
Depreciation	(786,518)	(682,086)	(1,468,604)
At the end of the reporting period	<u>2,193,319</u>	<u>1,351,655</u>	<u>3,544,974</u>
At 1 April 2011			
Cost	4,869,590	4,864,463	9,734,053
Accumulated depreciation	(2,975,713)	(3,205,567)	(6,181,280)
	<u>1,893,877</u>	<u>1,658,896</u>	<u>3,552,773</u>
At 31 March 2012			
Cost	5,942,972	5,239,308	11,182,280
Accumulated depreciation	(3,749,653)	(3,887,653)	(7,637,306)
	<u>2,193,319</u>	<u>1,351,655</u>	<u>3,544,974</u>

Management Company of Olympic House Limited

Notes to the Financial Statements

Year ended 31 March 2012

7. ACCOUNTS RECEIVABLE

	2012 <i>HK\$</i>	2011 <i>HK\$</i>
From third parties	576,016	237,992
From a related party	<u>6,965</u>	<u>2,097</u>
	<u>582,981</u>	<u>240,089</u>

The account receivable from a related party is unsecured, interest-free and has no fixed payment term.

The ageing analysis of the Company's accounts receivable that were past due as at the reporting date but not impaired are as follows:

	2012 <i>HK\$</i>	2011 <i>HK\$</i>
Within one month past due	98,236	87,686
Over one month but within two months past due	58	39
Over two months past due	<u>-</u>	<u>152,364</u>
	<u>98,294</u>	<u>240,089</u>

Accounts receivable that were past due but not impaired related to a number of independent tenants that have good payment track records with the Company. Based on past experiences, management believes that no impairment allowance is necessary in respect of these balances as there have not been significant changes in credit quality and the balances are considered to be fully recoverable. The Company did not hold any collateral from its tenants. Details of credit policies are set out in note 11.

8. AMOUNT DUE TO A RELATED COMPANY

The amount due is unsecured, interest-free and has no fixed repayment term.

Management Company of Olympic House Limited

Notes to the Financial Statements

Year ended 31 March 2012

9. DEFERRED INCOME

The accounting policy for the recognition of government grant and the related expenditure is detailed in note 2 "Government grants and SF&OC subsidy".

Deferred income for unamortised government grants relating to property, plant and equipment at the end of the reporting period is as follows:

	2012 <i>HK\$</i>	2011 <i>HK\$</i>
Deferred income	1,545,760	1,393,147
Portion classified as current liabilities	<u>(448,400)</u>	<u>(509,148)</u>
Non-current portion	<u>1,097,360</u>	<u>883,999</u>

Deferred income for unamortised SF&OC subsidy relating to property, plant and equipment at the end of the reporting period is as follows:

	2012 <i>HK\$</i>	2011 <i>HK\$</i>
Deferred income	118,200	157,600
Portion classified as current liabilities	<u>(39,400)</u>	<u>(39,400)</u>
Non-current portion	<u>78,800</u>	<u>118,200</u>

	2012 <i>HK\$</i>	2011 <i>HK\$</i>
Total		
Deferred income	1,663,960	1,550,747
Portion classified as current liabilities	<u>(487,800)</u>	<u>(548,548)</u>
Non-current portion	<u>1,176,160</u>	<u>1,002,199</u>

Management Company of Olympic House Limited

Notes to the Financial Statements

Year ended 31 March 2012

10. RELATED PARTIES TRANSACTIONS

In addition to the transactions / information disclosed elsewhere in these financial statements, during the year, the Company had the following significant transactions with its related parties.

Related party relationship	Nature of transaction	2012 HK\$	2011 HK\$
Key management compensation, which includes the manager and two assistant managers	Salaries, allowances and gratuities	1,216,535	1,063,487
	Mandatory provident fund contributions	36,000	36,000
An entity controlled by directors of the Company	Office rental income (free of charge)	-	-
	Equipment rental income	6,641	17,929
	Tea refreshment service income	26,734	69,607
	Car park rental	453	1,966

11. FINANCIAL RISK MANAGEMENT OBJECTIVES AND POLICIES

The Company is exposed to financial risk through its use of financial instruments which arise from ordinary course of operation. The main risks associated with these instruments are credit risk and liquidity risk. The Company does not have written risk management policies and guidelines. However, the Company's directors generally adopt conservative strategies on its risk management and limit the Company's exposure to these risks to a minimum.

Credit risk

Credit risk relates to the risk that the counterparty of the financial instruments would fail to discharge its obligations under the terms of the financial instruments and cause a financial loss to the Company. The Company's exposure to credit risk mainly arises from granting credit to debtors in the ordinary course of its operations and placing deposits with banks.

At the end of the reporting period, the Company's maximum exposure to credit risk on recognised financial assets is limited to each of their carrying amount as summarised below:

	2012 HK\$	2011 HK\$
Financial assets measured at amortised costs		
Accounts receivable	582,981	240,089
Other debtors	261	22,805
Cash and bank balances	7,119,631	2,611,901
	<u>7,702,873</u>	<u>2,874,795</u>

Management Company of Olympic House Limited

Notes to the Financial Statements

Year ended 31 March 2012

11. FINANCIAL RISK MANAGEMENT OBJECTIVES AND POLICIES (CONTINUED)

Credit risk (Continued)

To limit its exposure to credit risk, the Company places deposits only with major financial institutions in Hong Kong with good credit rating.

Management closely monitors all outstanding debts and reviews collectability of debtors periodically. The Company offers 14 days credit term to its tenants. The Company did not hold any collateral from its tenants.

At the end of the reporting period, the Company was exposed to a concentration of credit risk since the Company had a debtor accounted for approximately 82% (2011: 63%) of the total amount of accounts receivable.

Liquidity risk

The Company's policy is to regularly monitor current and expected liquidity requirements to ensure that it maintains sufficient reserves of cash to meet its liquidity requirements.

The maturity profile of the Company's financial liabilities at the end of the reporting period based on contractual undiscounted payments is summarised below:

	On demand or within one year	
	2012	2011
	HK\$	HK\$
Other payables and accruals	946,473	316,813
Amount due to a related company	29,200	800,000
	<u>975,673</u>	<u>1,116,813</u>

Fair values

The financial assets and financial liabilities are carried at amounts which approximate their fair values.

Management Company of Olympic House Limited

Notes to the Financial Statements

Year ended 31 March 2012

12. COMMITMENTS UNDER OPERATING LEASES

The Company as lessee

At the end of the reporting period, the Company had total future minimum lease payments under non-cancellable operating leases, which are payable as follows:

	2012 <i>HK\$</i>	2011 <i>HK\$</i>
With one year	1,694,400	1,694,400
In the second to fifth years inclusive	<u>2,824,000</u>	<u>4,518,400</u>
	<u>4,518,400</u>	<u>6,212,800</u>

The Company as lessor

At the end of the reporting period, the Company had total future minimum sublease payments to be received under non-cancellable subleases are as follows:

	2012 <i>HK\$</i>	2011 <i>HK\$</i>
With one year	1,009,879	1,298,819
In the second to fifth years inclusive	<u>60,000</u>	<u>865,879</u>
	<u>1,069,879</u>	<u>2,164,698</u>

13. CAPITAL MANAGEMENT

The objectives of the Company's capital management are to safeguard its ability to continue as a going concern and to manage the Olympic House as a prestigious building for the promotion and administration of sports in Hong Kong. The Company manages its capital structure and makes adjustments to it in light of changes in economic conditions and business strategies. To maintain or adjust the capital structure, the Company may adjust the use of its general reserve or raise and repay debts. No changes were made in the objectives, policies or processes during the years ended 31 March 2012 and 2011.

Directors' Report
Audited Financial Statements
Management Company of Olympic House
Limited
31 March 2013

Management Company of Olympic House Limited

Directors' Report

The directors have pleasure in submitting their report and audited financial statements for the year ended 31 March 2013.

Principal activities

The principal activities of the Company are the operation, management and maintenance of the Olympic House as a prestigious building for the promotion and administration of sports in Hong Kong.

Results

The results of the Company for the year ended 31 March 2013 are set out in the statement of comprehensive income on page 5.

Reserves

Movements in the reserves of the Company during the year are set out in the statement of changes in equity on page 7.

Directors

The directors who held office during the year and up to the date for this report were:

Fok Timothy Tsun Ting, Chairman
Conway Anthony Francis Martin (Deceased on 8 September 2012)
Hui Chun Fui
Lau Chiang Chu Vivien
Leung Mee Lee
Pang Chung
Wong Leung Wai
Wong Man Chiu Ronnie

According to the Articles of Association of the Company, all directors are appointed to take office until the conclusion of the second annual general meeting following their appointment, and shall then retire at that annual general meeting. A retiring director shall be eligible for re-election.

Directors' interests

No contracts of significance to which the Company was a party and in which a director of the Company had a material interest, whether directly or indirectly, subsisted at the end of the year or at any time during the year.

At no time during the year was the Company a party to any arrangements to enable the directors of the Company to acquire benefits by means of the acquisition of shares in or, debentures of, the Company or any other body corporate.

Property, plant and equipment

Details of significant changes in the property, plant and equipment of the Company during the year are set out in note 7 to the financial statements.

Management contracts

No contracts concerning the management and administration of the whole or any substantial part of the business of the Company were entered into or existed during the year.

Management Company of Olympic House Limited

Directors' Report

Auditor

A resolution will be submitted to the annual general meeting to re-appoint Mazars CPA Limited, *Certified Public Accountants*, as the auditor of the Company.

On behalf of the Board



Director

3 October 2013

Independent Auditor's Report

To the members of

Management Company of Olympic House Limited

(incorporated in Hong Kong with liability limited by guarantee and not having a share capital)

We have audited the financial statements of Management Company of Olympic House Limited ("the Company") set out on pages 5 to 19, which comprise the statement of financial position as at 31 March 2013, and the statement of comprehensive income, the statement of changes in equity and the statement of cash flows for the year then ended, and a summary of significant accounting policies and other explanatory information.

Directors' responsibility for the financial statements

The directors of the Company are responsible for the preparation of financial statements that give a true and fair view in accordance with Hong Kong Financial Reporting Standards ("HKFRSs") issued by the Hong Kong Institute of Certified Public Accountants ("HKICPA") and the Hong Kong Companies Ordinance, and for such internal control as the directors determine is necessary to enable the preparation of financial statements that are free from material misstatement, whether due to fraud or error.

Auditor's responsibility

Our responsibility is to express an opinion on these financial statements based on our audit and to report our opinion solely to you, as a body, in accordance with section 141 of the Hong Kong Companies Ordinance, and for no other purpose. We do not assume responsibility towards or accept liability to any other person for the contents of this report. We conducted our audit in accordance with Hong Kong Standards on Auditing issued by the HKICPA. Those standards require that we comply with ethical requirements and plan and perform the audit to obtain reasonable assurance about whether the financial statements are free from material misstatement.

An audit involves performing procedures to obtain audit evidence about the amounts and disclosures in the financial statements. The procedures selected depend on the auditor's judgement, including the assessment of the risks of material misstatement of the financial statements, whether due to fraud or error. In making those risk assessments, the auditor considers internal control relevant to the entity's preparation of the financial statements that give a true and fair view in order to design audit procedures that are appropriate in the circumstances, but not for the purpose of expressing an opinion on the effectiveness of the entity's internal control. An audit also includes evaluating the appropriateness of accounting policies used and the reasonableness of accounting estimates made by the directors, as well as evaluating the overall presentation of the financial statements.

We believe that the audit evidence we have obtained is sufficient and appropriate to provide a basis for our audit opinion.

Independent Auditor's Report

To the members of

Management Company of Olympic House Limited

(incorporated in Hong Kong with liability limited by guarantee and not having a share capital)

Opinion

In our opinion, the financial statements give a true and fair view of the state of the Company's affairs as at 31 March 2013 and of its deficit and cash flows for the year then ended in accordance with HKFRSs and have been properly prepared in accordance with the Hong Kong Companies Ordinance.



Certified Public Accountants
Hong Kong, 3 October 2013

Chan Wai Man
Practising Certificate number: P02487

Management Company of Olympic House Limited

Statement of Comprehensive Income

Year ended 31 March 2013

	<i>Note</i>	2013 <i>HK\$</i>	2012 <i>HK\$</i>
Revenue			
Subvention from Home Affairs Bureau ("HAB")			
- Recurrent subvention		7,083,000	6,621,900
- One-off grant		1,936,161	4,249,902
Income from commercial activities		2,295,940	1,987,453
Rental income from tenants		1,344,416	1,334,546
Interest income		1	1
Total revenue		12,659,518	14,193,802
Other income	3	347,175	224,691
Expenditure reimbursed by one-off grant			
Depreciation and amortisation		804,596	641,453
Major repairs and maintenance work		1,131,565	3,608,449
		1,936,161	4,249,902
Staff costs	4	3,426,657	3,094,691
Project expenses			
Education programmes		195,930	-
Other expenditure			
Premises rent and rates		2,029,820	1,962,720
Utilities		1,630,405	1,627,206
Repair and maintenance		548,270	563,739
Facilities operating expenses		2,219,419	1,963,554
Office and administration expenses		401,496	390,560
Depreciation		740,003	827,151
Loss on disposal of fixed assets		-	15,372
		7,569,413	7,350,302
Total expenditure		13,128,161	14,694,895
Deficit for the year	4	(121,468)	(276,402)
Other comprehensive income for the year, net of tax		-	-
Total comprehensive loss for the year		(121,468)	(276,402)

Management Company of Olympic House Limited

Statement of Financial Position

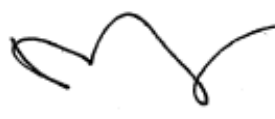
At 31 March 2013

	<i>Note</i>	2013 <i>HK\$</i>	2012 <i>HK\$</i>
Non-current assets			
Property, plant and equipment	7	<u>4,401,481</u>	<u>3,544,974</u>
Current assets			
Accounts receivable	8	361,537	582,981
Prepayments and other debtors		216,882	210,718
Deposits		680,156	626,756
Cash and bank balances		<u>4,492,842</u>	<u>7,119,631</u>
		<u>5,751,417</u>	<u>8,540,086</u>
Current liabilities			
Receipts in advance		3,418,435	6,138,811
Amount due to a related company	9	41,770	29,200
Other payables and accruals		587,222	946,473
Deferred income	10	<u>866,878</u>	<u>487,800</u>
		<u>4,914,305</u>	<u>7,602,284</u>
Net current assets		<u>837,112</u>	<u>937,802</u>
Total assets less current liabilities		<u>5,238,593</u>	<u>4,482,776</u>
Non-current liabilities			
Deferred income	10	<u>2,053,445</u>	<u>1,176,160</u>
NET ASSETS		<u><u>3,185,148</u></u>	<u><u>3,306,616</u></u>
RESERVES			
General reserve		<u><u>3,185,148</u></u>	<u><u>3,306,616</u></u>

Approved and authorised for issue by the Board of Directors on 3 October 2013



Director



Director

Management Company of Olympic House Limited

Statement of Changes in Equity

Year ended 31 March 2013

	General reserve HK\$
At 1 April 2011	3,583,018
Deficit for the year and total comprehensive loss for the year	<u>(276,402)</u>
At 31 March 2012 and 1 April 2012	3,306,616
Deficit for the year and total comprehensive loss for the year	<u>(121,468)</u>
At 31 March 2013	<u>3,185,148</u>

Management Company of Olympic House Limited

Statement of Cash Flows

Year ended 31 March 2013

	2013 <i>HK\$</i>	2012 <i>HK\$</i>
OPERATING ACTIVITIES		
Deficit for the year	(121,468)	(276,402)
Loss on disposal of fixed assets	-	15,372
Depreciation	1,544,599	1,468,604
Interest income	(1)	(1)
Changes in working capital:		
Accounts receivable and other debtors	161,880	(317,562)
Receipt in advance, other payables and accruals	(3,079,627)	5,751,482
Amount due to a related company	12,570	29,200
Deferred income	1,256,363	113,213
Net cash (used in) from operating activities	(225,684)	6,783,906
INVESTING ACTIVITIES		
Interest received	1	1
Purchase of property, plant and equipment	(2,401,106)	(1,476,177)
Net cash used in investing activities	(2,401,105)	(1,476,176)
FINANCING ACTIVITIES		
Repayment to related company	-	(800,000)
Net cash used in financing activities	-	(800,000)
Net (decrease) increase in cash and cash equivalents	(2,626,789)	4,507,730
Cash and cash equivalents at beginning of year	7,119,631	2,611,901
Cash and cash equivalents at end of year, represented by bank balances and cash	4,492,842	7,119,631

Management Company of Olympic House Limited

Notes to the Financial Statements

Year ended 31 March 2013

1. CORPORATE INFORMATION

Management Company of Olympic House Limited ("the Company") is incorporated in Hong Kong with liability limited by guarantee and not having a share capital. The Company's registered office is located at 1/F, Olympic House, 1 Stadium Path, So Kon Po, Causeway Bay, Hong Kong.

Every member of the Company undertakes to contribute to the assets of the Company, in the event of its being wound up while he/she is a member, or within one year after he/she ceases to be a member, for payment of the debts and liabilities of the Company contracted before he/she ceases to be a member, and of the costs, charges and expenses of winding up, and for the adjustment of the rights of the contributories among themselves, such amount as may be required but not exceeding the sum of one hundred dollars.

The principal activities of the Company are the operation, management and maintenance of the Olympic House as a prestigious building for the promotion and administration of sports in Hong Kong.

2. PRINCIPAL ACCOUNTING POLICIES

Basis of preparation

These financial statements have been prepared in accordance with Hong Kong Financial Reporting Standards ("HKFRSs"), which is a collective term includes all applicable individual Hong Kong Financial Reporting Standards, Hong Kong Accounting Standards ("HKASs") and Interpretations issued by the Hong Kong Institute of Certified Public Accountants ("HKICPA"), accounting principles generally accepted in Hong Kong and the Hong Kong Companies Ordinance.

These financial statements have been prepared on a basis consistent with the accounting policies adopted in the 2012 financial statements. A summary of the principal accounting policies adopted by the Company is set out below.

Basis of measurement

The measurement basis used in the preparation of the financial statements is historical cost.

Property, plant and equipment

Property, plant and equipment are stated at cost less accumulated depreciation and accumulated impairment losses. The cost of an item of property, plant and equipment comprises its purchase price and any directly attributable costs of bringing the asset to its working condition and location for its intended use. Repairs and maintenance are charged to profit or loss during the period in which they are incurred.

Depreciation is provided to write off the cost less accumulated impairment losses of property, plant and equipment at the annual rates over their estimated useful lives as set out below from the date on which they are available for use and after taking into account their estimated residual values, using the straight-line method:

Furniture and fixtures	15%
Machinery and equipment	20%

Management Company of Olympic House Limited

Notes to the Financial Statements

Year ended 31 March 2013

2. PRINCIPAL ACCOUNTING POLICIES (CONTINUED)

Property, plant and equipment (Continued)

Where parts of an item of property, plant and equipment have different useful lives, the cost or valuation of the item is allocated on a reasonable basis and depreciated separately.

An item of property, plant and equipment is derecognised upon disposal or when no future economic benefits are expected to arise from the continued use of the asset. Any gain or loss arising on derecognition of the asset (calculated as the difference between the net disposal proceeds and the carrying amount of the item) is included in profit or loss in the year in which the item is derecognised.

Financial instruments

Recognition and derecognition

Financial assets and financial liabilities are recognised when and only when the Company becomes a party to the contractual provisions of the instruments and on a trade date basis.

A financial asset is derecognised when and only when (i) the Company's contractual rights to receive future cash flows from the financial asset expire or (ii) the Company transfers the financial asset and the Company has transferred substantially all the risks and rewards of ownership of the financial asset. A financial liability is derecognised when and only when the liability is extinguished, that is, when the obligation specified in the relevant contract is discharged, cancelled or expires.

Classification and measurement

Financial assets or financial liabilities are initially recognised at their fair value plus, in the case of financial assets or financial liabilities not carried at fair value through profit or loss, transaction costs that are directly attributable to the acquisition or issue of the financial assets or financial liabilities.

Loans and receivables

Loans and receivables including account and other receivables are non-derivative financial assets with fixed or determinable payments that are not quoted in an active market and are not held for trading. They are measured at amortised cost using the effective interest method, except where the receivables are interest-free loans and without any fixed repayment term or the effect of discounting would be insignificant. In such case, the receivables are stated at cost less impairment loss. Amortised cost is calculated by taking into account any discount or premium on acquisition over the period to maturity. Gains and losses arising from derecognition, impairment or through the amortisation process are recognised in profit or loss.

Impairment of financial assets

At the end of each reporting period, the Company assesses whether there is objective evidence that financial assets are impaired. The impairment loss of financial assets carried at amortised cost is measured as the difference between the asset's carrying amount and the present value of estimated future cash flows discounted at the financial asset's original effective interest rate. Such impairment loss is reversed in subsequent periods through profit or loss when an increase in the asset's recoverable amount can be related objectively to an event occurring after the impairment was recognised, subject to a restriction that the carrying amount of the asset at the date the impairment is reversed does not exceed what the amortised cost would have been had the impairment not been recognised.

Management Company of Olympic House Limited

Notes to the Financial Statements

Year ended 31 March 2013

2. PRINCIPAL ACCOUNTING POLICIES (CONTINUED)

Financial instruments (Continued)

Financial liabilities

The Company's financial liabilities include amount due to a related company, other payables and accruals. All financial liabilities except derivatives are recognised initially at their fair value and subsequently measured at amortised cost, using the effective interest method, unless the effect of discounting would be insignificant, in which case they are stated at cost.

Cash equivalents

For the purpose of the statement of cash flows, cash equivalents represent short-term highly liquid investments which are readily convertible into known amounts of cash and which are subject to an insignificant risk of changes in value, net of bank overdrafts.

Leases

Leases are classified as finance leases whenever the terms of the lease transfer substantially all the risks and rewards of ownership to the lessee. All other leases are classified as operating leases.

Rentals payable and receivable under operating leases are charged and credited to profit or loss respectively on a straight-line basis over the term of the relevant lease.

Revenue recognition

Revenue is recognised when it is probable that future economic benefits will flow to the Company and when the revenue and costs, if applicable, can be measured reliably and on the following bases:

Subvention income and income from commercial activities are recognised when the rights to receive payment have been established.

Rental income from tenants is recognised when the properties are let out on the straight-line basis over the lease terms.

Interest income from financial assets is accrued on a time proportion basis, by reference to the principal outstanding and at the effective interest rate applicable.

Impairment of non-financial assets

At the end of each reporting period, the Company reviews internal and external sources of information to assess whether there is any indication that its property, plant and equipment may be impaired or impairment loss previously recognised no longer exists or may be reduced. If any such indication exists, the recoverable amount of the asset is estimated, based on the higher of its fair value less costs to sell and value in use. Where it is not possible to estimate the recoverable amount of an individual asset, the Company estimates the recoverable amount of the smallest group of assets that generates cash flows independently (i.e. a cash-generating unit).

Management Company of Olympic House Limited

Notes to the Financial Statements

Year ended 31 March 2013

2. PRINCIPAL ACCOUNTING POLICIES (CONTINUED)

Impairment of non-financial assets (Continued)

If the recoverable amount of an asset or a cash-generating unit is estimated to be less than its carrying amount, the carrying amount of the asset or cash-generating unit is reduced to its recoverable amount. Impairment losses are recognised as an expense immediately.

A reversal of impairment loss is limited to the carrying amount of the asset or cash-generating unit that would have been determined had no impairment loss been recognised in prior years. Reversal of impairment loss is recognised as income in profit or loss immediately.

Employee benefits

Short-term employee benefits

Salaries, annual bonuses, paid annual leave, contributions to defined contribution retirement plans and the cost of non-monetary benefits are accrued in the year in which the associated services are rendered by employees. Where payment or settlement is deferred and the effect would be material, these amounts are stated at their present values.

Defined contribution plans

The obligations for contributions to defined contribution retirement scheme are recognised as an expense in profit or loss as incurred. The assets of the scheme are held separately from those of the Company in an independently administered fund.

Government grants and Sports Federation & Olympic Committee of Hong Kong, China ("SF&OC") subsidy

Government grants and subsidies from SF&OC are recognised at their fair value where there is reasonable assurance that the grant or subsidy will be received and all attaching conditions will be complied with. When the grant or subsidy relates to an expense item, it is recognised as income over the period necessary to match the grant on a systematic basis to the costs that it is intended to compensate. Where the grant or subsidy relates to an asset, the fair value is credited to a deferred income account and is released to profit or loss over the expected useful life of the relevant asset by equal annual instalments.

Related parties

A related party is a person or entity that is related to the Company.

- (a) A person or a close member of that person's family is related to the Company if that person:
 - (i) has control or joint control over the Company;
 - (ii) has significant influence over the Company; or
 - (iii) is a member of the key management personnel of the Company.

- (b) An entity is related to the Company if any of the following conditions applies:
 - (i) the entity is controlled or jointly controlled by a person identified in (a).
 - (ii) a person identified in (a)(i) has significant influence over the entity or is a member of the key management personnel of the entity.

Management Company of Olympic House Limited

Notes to the Financial Statements

Year ended 31 March 2013

2. PRINCIPAL ACCOUNTING POLICIES (CONTINUED)

Future changes in HKFRSs

At the date of authorisation of these financial statements, the HKICPA has issued a number of new / revised HKFRSs that are not yet effective for the current year, which the Company has not early adopted. The directors do not anticipate that the adoption of these new HKFRSs in the future periods will have any material impact on the results of the Company.

3. OTHER INCOME

	2013 HK\$	2012 HK\$
Short-term hiring income of spare storage closet	82,400	76,400
Amortisation of deferred income of SF&OC subsidy relating to property, plant and equipment	74,200	39,400
Rental and electricity charge of mobile radio basestation	169,257	91,034
Forfeiture of deposits received	13,245	11,757
Others	8,073	6,100
	<u>347,175</u>	<u>224,691</u>

4. DEFICIT FOR THE YEAR

	2013 HK\$	2012 HK\$
This is stated after charging (crediting):		
Auditor's remuneration	29,080	27,425
Operating lease payments	1,765,600	1,694,400
Depreciation	1,544,599	1,468,604
of which reimbursed by one-off grant	(804,596)	(641,453)
Staff costs		
Salaries and allowances	3,194,906	2,869,549
Contributions to defined contribution retirement plan	132,766	114,875
Employee benefits	98,985	110,267
	<u>3,426,657</u>	<u>3,094,691</u>

Management Company of Olympic House Limited

Notes to the Financial Statements

Year ended 31 March 2013

5. DIRECTORS' EMOLUMENTS

Directors' emoluments disclosed pursuant to section 161 of the Hong Kong Companies Ordinance are as follows:

	2013 <i>HK\$</i>	2012 <i>HK\$</i>
Fee	-	-
Other emoluments	-	-

6. INCOME TAX EXPENSE

No provision for Hong Kong Profits Tax has been made as the Company is exempt from Hong Kong Profits Tax under Section 88 of the Hong Kong Inland Revenue Ordinance.

7. PROPERTY, PLANT AND EQUIPMENT

	Furniture and fixtures <i>HK\$</i>	Machinery and equipment <i>HK\$</i>	Total <i>HK\$</i>
Reconciliation of carrying amount - year ended 31 March 2012			
At beginning of the year	1,893,877	1,658,896	3,552,773
Additions	1,101,332	374,845	1,476,177
Disposal	(15,372)	-	(15,372)
Depreciation	(786,518)	(682,086)	(1,468,604)
At the end of the reporting period	<u>2,193,319</u>	<u>1,351,655</u>	<u>3,544,974</u>
Reconciliation of carrying amount - year ended 31 March 2013			
At beginning of the year	2,193,319	1,351,655	3,544,974
Additions	757,317	1,643,789	2,401,106
Depreciation	(685,394)	(859,205)	(1,544,599)
At the end of the reporting period	<u>2,265,242</u>	<u>2,136,239</u>	<u>4,401,481</u>

Management Company of Olympic House Limited

Notes to the Financial Statements

Year ended 31 March 2013

7. PROPERTY, PLANT AND EQUIPMENT (CONTINUED)

	Furniture and fixtures <i>HK\$</i>	Machinery and equipment <i>HK\$</i>	Total <i>HK\$</i>
At 1 April 2012			
Cost	5,942,972	5,239,308	11,182,280
Accumulated depreciation	(3,749,653)	(3,887,653)	(7,637,306)
	<u>2,193,319</u>	<u>1,351,655</u>	<u>3,544,974</u>
At 31 March 2013			
Cost	6,700,289	6,883,097	13,583,386
Accumulated depreciation	(4,435,047)	(4,746,858)	(9,181,905)
	<u>2,265,242</u>	<u>2,136,239</u>	<u>4,401,481</u>

8. ACCOUNTS RECEIVABLE

	2013 <i>HK\$</i>	2012 <i>HK\$</i>
From third parties	353,976	576,016
From a related party	7,561	6,965
	<u>361,537</u>	<u>582,981</u>

The accounts receivable from a related party is unsecured, interest-free and has no fixed payment term.

The ageing analysis of the Company's accounts receivable that were past due as at the end of reporting period but not impaired are as follows:

	2013 <i>HK\$</i>	2012 <i>HK\$</i>
Within one month past due	99,968	98,236
Over one month but within two months past due	572	58
Over two months past due	3,276	-
	<u>103,816</u>	<u>98,294</u>

Accounts receivable that were past due but not impaired related to a number of independent tenants that have good payment track records with the Company. Based on past experiences, management believes that no impairment allowance is necessary in respect of these balances as there have not been significant changes in credit quality and the balances are considered to be fully recoverable. The Company did not hold any collateral from its tenants. Details of credit policies are set out in note 12.

Management Company of Olympic House Limited

Notes to the Financial Statements

Year ended 31 March 2013

9. AMOUNT DUE TO A RELATED COMPANY

The amount due is unsecured, interest-free and has no fixed repayment term.

10. DEFERRED INCOME

The accounting policy for the recognition of government grant and the related expenditure is detailed in note 2 "Government grants and SF&OC subsidy".

Deferred income for unamortised government grants relating to property, plant and equipment at the end of the reporting period is as follows:

	2013 <i>HK\$</i>	2012 <i>HK\$</i>
Deferred income	2,702,323	1,545,760
Portion classified as current liabilities	<u>(792,678)</u>	<u>(448,400)</u>
Non-current portion	<u>1,909,645</u>	<u>1,097,360</u>

Deferred income for unamortised SF&OC subsidy relating to property, plant and equipment at the end of the reporting period is as follows:

	2013 <i>HK\$</i>	2012 <i>HK\$</i>
Deferred income	218,000	118,200
Portion classified as current liabilities	<u>(74,200)</u>	<u>(39,400)</u>
Non-current portion	<u>143,800</u>	<u>78,800</u>
Total		
Deferred income	2,920,323	1,663,960
Portion classified as current liabilities	<u>(866,878)</u>	<u>(487,800)</u>
Non-current portion	<u>2,053,445</u>	<u>1,176,160</u>

Management Company of Olympic House Limited

Notes to the Financial Statements

Year ended 31 March 2013

11. RELATED PARTY TRANSACTIONS

In addition to the transactions / information disclosed elsewhere in these financial statements, during the year, the Company had the following significant transactions with its related parties.

Related party relationship	Nature of transaction	2013 HK\$	2012 HK\$
Key management compensation, which includes the manager and two assistant managers	Salaries, allowances and gratuities	1,283,239	1,216,535
	Mandatory provident fund contributions	43,500	36,000
An entity controlled by directors of the Company	Office rental income (free of charge)	-	-
	Equipment rental income	19,854	6,641
	Tea refreshment service income	40,301	26,734
	Car park rental	559	453

12. FINANCIAL RISK MANAGEMENT OBJECTIVES AND POLICIES

The Company is exposed to financial risk through its use of financial instruments which arises from ordinary course of operation. The main risks arising from these instruments are credit risk and liquidity risk. The Company does not have written risk management policies and guidelines. However, the Company's directors generally adopt conservative strategies on its risk management and limit the Company's exposure to these risks to a minimum.

Credit risk

Credit risk relates to the risk that the counterparty of the financial instruments would fail to discharge its obligations under the terms of the financial instruments and cause a financial loss to the Company. The Company's exposure to credit risk mainly arises from granting credit to debtors in the ordinary course of its operations and placing deposits with banks.

At the end of the reporting period, the Company's maximum exposure to credit risk on recognised financial assets is limited to each of their carrying amount as summarised below:

	2013 HK\$	2012 HK\$
Financial assets measured at amortised costs		
Accounts receivable	353,976	582,981
Other debtors	42,770	261
Cash and bank balances	4,492,842	7,119,631
	<u>4,889,588</u>	<u>7,702,873</u>

Management Company of Olympic House Limited

Notes to the Financial Statements

Year ended 31 March 2013

12. FINANCIAL RISK MANAGEMENT OBJECTIVES AND POLICIES (CONTINUED)

Credit risk (Continued)

To limit its exposure to credit risk, the Company places deposits only with major financial institutions in Hong Kong with good credit rating.

Management closely monitors all outstanding debts and reviews collectability of debtors periodically. The Company offers 14 days credit term to its tenants. The Company did not hold any collateral from its tenants.

At the end of the reporting period, the Company was exposed to a concentration of credit risk since the Company had a debtor accounted for approximately 69% (2012: 82%) of the total amount of accounts receivable.

Liquidity risk

The Company's policy is to regularly monitor current and expected liquidity requirements to ensure that it maintains sufficient reserves of cash to meet its liquidity requirements.

The maturity profile of the Company's financial liabilities at the end of the reporting period based on contractual undiscounted payments is summarised below:

	<u>On demand or within one year</u>	
	<u>2013</u>	<u>2012</u>
	<i>HK\$</i>	<i>HK\$</i>
Other payables and accruals	587,222	946,473
Amount due to a related company	<u>34,209</u>	<u>29,200</u>
	<u>621,431</u>	<u>975,673</u>

Fair values

The financial assets and financial liabilities are carried at amounts which approximate their fair values.

Management Company of Olympic House Limited

Notes to the Financial Statements

Year ended 31 March 2013

13. COMMITMENTS UNDER OPERATING LEASES

The Company as lessee

At the end of the reporting period, the Company had total future minimum lease payments under non-cancellable operating leases, which are payable as follows:

	2013 <i>HK\$</i>	2012 <i>HK\$</i>
With one year	1,908,000	1,694,400
In the second to fifth years inclusive	<u>1,272,000</u>	<u>2,824,000</u>
	<u><u>3,180,000</u></u>	<u><u>4,518,400</u></u>

The Company as lessor

At the end of the reporting period, the Company had total future minimum sublease payments to be received under non-cancellable subleases, which are as follows:

	2013 <i>HK\$</i>	2012 <i>HK\$</i>
With one year	1,393,357	1,009,879
In the second to fifth years inclusive	<u>888,905</u>	<u>60,000</u>
	<u><u>2,282,262</u></u>	<u><u>1,069,879</u></u>

14. CAPITAL MANAGEMENT

The objectives of the Company's capital management are to safeguard its ability to continue as a going concern and to manage the Olympic House as a prestigious building for the promotion and administration of sports in Hong Kong. The Company manages its capital structure and makes adjustments to it in light of changes in economic conditions and business strategies. To maintain or adjust the capital structure, the Company may adjust the use of its general reserve or raise and repay debts. No changes were made in the objectives, policies or processes during the years ended 31 March 2013 and 2012.

CONTROLLING OFFICER'S REPLY

S-HAB02

(Question Serial No. SV011)

Head: (53) GS: Home Affairs Bureau
Subhead (No. & title): (-) Not Specified
Programme: (2) Social Harmony and Civic Education
Controlling Officer: Permanent Secretary for Home Affairs (Raymond YOUNG)
Director of Bureau: Secretary for Home Affairs

Question:

Pursuant to the reply HAB054, the Administration is requested to provide information on the scope and ceiling of allowances available to participants of Mainland study tours under the "Community Participation Scheme for Organising Study Tours".

Asked by: Hon. IP Kin-yuen

Reply:

The "Community Participation Scheme for Organising Study Tours" sponsored community organisations to organise study tours to the Mainland. The ceiling of daily sponsorship to each eligible participant in 2013-14 was \$450 for places outside Guangdong Province and \$205 for places in Guangdong Province. The daily sponsorship could cover expenses incurred by joining the tour, e.g. air-passage, train, accommodation, meals, local transportation, etc.

CONTROLLING OFFICER'S REPLY

S-HAB03

(Question Serial No. S0068)

Head: (53) GS: Home Affairs Bureau
Subhead (No. & title): (-) Not Specified
Programme: (2) Social Harmony and Civic Education
Controlling Officer: Permanent Secretary for Home Affairs (Raymond YOUNG)
Director of Bureau: Secretary for Home Affairs

Question:

Pursuant to reply No. HAB053:

- (1) In 2013-14, the Committee on the Promotion of Civic Education (CPCE) granted sponsorship under the Community Participation (CP) Scheme to community organisations for organising a total of 49 projects to promote civic education. In this regard, would the Administration please list the name of the community organisations and sponsorship amount of each project?

Asked by: Hon. LEE Cheuk-yan

Reply:

The 49 projects approved under the CPCE's CP Scheme in 2013-14 are listed at Annex.

Projects Approved under the Community Participation Scheme in 2013-14

	Name of Organisation[#]	Name of Project[#]	Amount of Sponsorship (\$)
1	Ma On Shan Youth Association	2013-14 Youth-Children Understanding Social Issues and Policy Summer Program	260,000
2	Roundtable Community Limited uRounders	暑期青少年培訓計劃 Global Elites 2013	300,000
3	九龍樂善堂 裔群社 - 少數族裔支援中心	微笑城市－跨種族多元文化共融體驗	232,600
4	中山大學法律系香港同學會有限公司	第十四屆《基本法》及國民常識網上問答比賽及推廣活動	114,385
5	中華錫安傳道會有限公司 慈雲山錫安青少年綜合服務中心	奮力圖強－社區和諧大使計劃	127,240
6	仁愛堂有限公司 仁愛堂社區中心	「家常有『仁』」	104,925
7	孔教學院 德育及公民教育組	弘仁愛展關懷嘉年華	100,100
8	屯門婦聯有限公司 身心美服務中心	『童理家友』小富翁計劃	120,816
9	匡智張玉瓊晨輝學校	We love HK	106,535
10	和富社會企業有限公司	傑出公民學生獎勵計劃 2013	126,361
11	東華三院 黃竹坑服務綜合大樓	Love Transmission - Mental Wellness Promotion Scheme	102,770
12	長者安居服務協會	第十五屆「秘密天使」關愛長者計劃	138,963
13	保良局何蔭棠中學	Hand in Hand Serves the Community 2013-2014 "Love Our Community" Social Service Scheme	106,620
14	政府人員協會	「愛家愛國愛香港・同根同心共繁榮」計劃	161,834
15	致遠文化服務有限公司 大中華青年在線	《基本法》的實施與影響--中港兩地專家聯席講座	219,140
16	香港中文大學歷史系校友會	CONCERN THE PUBLIC AND APPLY IN LIVING: Hong Kong Young Historian Leadership Development Institute	182,220
17	香港兆基創意書院	打開戲流平台・「愛自己・愛家人・愛香港・愛國家」青年戲劇比賽 2013-14	263,108

	Name of Organisation[#]	Name of Project[#]	Amount of Sponsorship (\$)
18	香港西區婦女福利會 松鶴老人中心	情繫『家』、『國』顯關懷	112,308
19	香港青少年領袖發展協會 香港模擬立法會籌委會	第六屆香港模擬立法會	275,383
20	香港青少年領袖發展協會 社會服務委員會	第四屆飛躍社會服務領袖計劃	230,600
21	香港青年交流促進聯會	「發放夢想力！」夢想舞台 2013	300,000
22	香港青年協進會有限公司	『認識祖國·認識香港』問答比賽 2013	292,460
23	香港青年協會 青年全健中心	「網絡達人」－網絡青年論壇劇場	178,933
24	香港青年協會 賽馬會筲箕灣青年空間	「家愛睦鄰」關社計劃	123,346
25	香港律師會	青 Teen 廣場 2013	300,000
26	香港基本法推介聯席會議	第十屆《基本法》大使培訓計劃-建設共融社會，由認識基本法開始	255,773
27	香港基督教女青年會 屯門綜合社會服務處	「快樂人生」之愛家·愛香港社區實踐計劃 2013	116,007
28	香港基督教女青年會 蝴蝶灣綜合社會服務處	i Project 愛·行動	131,209
29	香港基督教協基會有限公司 屯門綜合青少年服務中心	『愛、分享』社區關懷計劃	105,230
30	香港基督教協基會有限公司 黃埔綜合青少年服務中心	磅礴中國－新中國現今未來意象	151,640
31	香港婦聯有限公司	愛我中華·香江「大戲」流	209,855
32	香港教育學院校友會	全港小學生·關心祖國·齊顯愛國情(第五屆)	199,896
33	香港循理會 循理會屯門青少年綜合服務中心	"Four In Love 2013"	216,710
34	香港傷殘青年協會 賽馬會活動中心	傷健「演」義-成長活動計劃 2013-2014	130,700
35	香港聖公會麥理浩夫人中心 林植宣博士老人綜合服務中心	耆愛童話正能量	108,338
36	The Hong Kong Society for the Deaf Tseung Kwan O Multi-Service Centre, Social and Recreation Centre	Deaf Awareness Community Education Campaign	110,050

	Name of Organisation[#]	Name of Project[#]	Amount of Sponsorship (\$)
37	家長匯習有限公司	天使家長訓練班	220,000
38	基督教宣道會香港區聯會有限公司 基督教宣道會五旬節堂睦鄰中心	『以愛還愛』關愛社區計劃	111,260
39	基督教宣道會香港區聯會有限公司 基督教宣道會利福長者鄰舍中心	耆義友善行動	123,030
40	新生精神康復會 安泰軒	「愛·融·義」友伴同行在社區	162,100
41	新青年論壇有限公司	第八屆 DV 頭青年社會觀察行動	186,500
42	新界青年聯會	「團結愛·青年樂滿載」公民教育系列活動	176,078
43	新婦女協進會	人權微影節	118,073
44	演活藝術教育舞台	生命劇場《閃亮星星人生》學校巡迴演出	168,960
45	蒲窩青少年中心	「愛香港·愛文物」計劃 2013	192,965
46	樂群社會服務處 北角服務中心	傳播愛，由己做起	139,180
47	學友社	第二十二屆全港中學生十大新聞選舉	212,403
48	學友社 潛能發展中心	明日領航者計劃 2013	237,095
49	觀塘新青年論壇	青年政治學堂－公民社會體驗計劃 2013：「中港融合：香港發展與機遇」	129,676

[#] For some Organisations and Projects, only Chinese names are available.

CONTROLLING OFFICER'S REPLY

S-HAB04

(Question Serial No. S0069)

Head: (53) GS: Home Affairs Bureau
Subhead (No. & title): (-) Not Specified
Programme: (2) Social Harmony and Civic Education
Controlling Officer: Permanent Secretary for Home Affairs (Raymond YOUNG)
Director of Bureau: Secretary for Home Affairs

Question:

Pursuant to reply No. HAB055:

- (1) Regarding youth development activities, the estimated expenditure for 2014-15 is significantly higher than the revised estimate of 2013-14 by over 90%. What are the reasons?

Asked by: Hon. LEE Cheuk-yan

Reply:

The increase in provisions for youth development activities is mainly for enhancing the support given to community organisations in providing Hong Kong youths with internship and exchange opportunities in the Mainland and for stepping up partnership with non-governmental organisations in promoting multiple pathways for youths.

CONTROLLING OFFICER'S REPLY

S-HAB05

(Question Serial No. S0070)

Head: (53) GS: Home Affairs Bureau
Subhead (No. & title): (-) Not Specified
Programme: (2) Social Harmony and Civic Education
Controlling Officer: Permanent Secretary for Home Affairs (Raymond YOUNG)
Director of Bureau: Secretary for Home Affairs

Question:

Pursuant to replies No. HAB026 and HAB055:

Regarding the promotion of national education outside schools, the estimated expenditure for 2014-15 is significantly higher than the revised estimate of 2013-14 by nearly 60%. What are the reasons?

Asked by: Hon. LEE Cheuk-yan

Reply:

The Home Affairs Bureau will continue to work closely with the Committee on the Promotion of Civic Education and the Commission on Youth to promote national education outside schools. The increase in the estimated expenditure for 2014-15 is mainly due to the introduction of a dedicated "Funding Scheme for Youth Internship in the Mainland" and additional resources for "Community Participation Scheme for Organising Exchange Tours to the Mainland" with a view to enhancing Hong Kong youth's understanding of the Mainland and broadening their exposure.

CONTROLLING OFFICER'S REPLY

S-HAB06

(Question Serial No. S0071)

Head: (53) GS: Home Affairs Bureau
Subhead (No. & title): (-) Not Specified
Programme: (2) Social Harmony and Civic Education
Controlling Officer: Permanent Secretary for Home Affairs (Raymond YOUNG)
Director of Bureau: Secretary for Home Affairs

Question:

Pursuant to replies No. HAB 026 and HAB055:

In 2014-15, the estimated expenditure for promotion of national education outside schools has significantly increased, but not the estimated expenditure for promotion of civic education outside schools. What are the reasons?

Asked by: Hon. LEE Cheuk-yan

Reply:

The Home Affairs Bureau will continue to work closely with the Committee on the Promotion of Civic Education and the Commission on Youth to promote national education outside schools. The increase in the estimated expenditure for 2014-15 is mainly due to the introduction of a dedicated "Funding Scheme for Youth Internship in the Mainland" and additional resources for "Community Participation Scheme for Organising Exchange Tours to the Mainland" with a view to enhancing Hong Kong youth's understanding of the Mainland and broadening their exposure.

CONTROLLING OFFICER'S REPLY

S-HAB07

(Question Serial No. S0072)

Head: (53) GS: Home Affairs Bureau
Subhead (No. & title): (-) Not Specified
Programme: (2) Social Harmony and Civic Education
Controlling Officer: Permanent Secretary for Home Affairs (Raymond YOUNG)
Director of Bureau: Secretary for Home Affairs

Question:

Pursuant to replies No. HAB026 and HAB055:

In 2014-15, the estimated expenditure for promotion of civic education outside schools is only 40% of the estimated expenditure for promotion of national education outside schools. What are the reasons?

Asked by: Hon. LEE Cheuk-yan

Reply:

In addition to part of the resources for supporting collaboration with the Committee on the Promotion of Civic Education to promote national education outside schools, we also take into account the resources for the two funding schemes to provide opportunities for youths to broaden their exposure. The two funding schemes are "Community Participation Scheme for Organising Exchange Tours to the Mainland" and "Funding Scheme for Youth Internship in the Mainland".

CONTROLLING OFFICER'S REPLY

S-HAB08

(Question Serial No. S0073)

Head: (53) GS: Home Affairs Bureau
Subhead (No. & title): (-) Not Specified
Programme: (2) Social Harmony and Civic Education
Controlling Officer: Permanent Secretary for Home Affairs (Raymond YOUNG)
Director of Bureau: Secretary for Home Affairs

Question:

Pursuant to reply No. HAB056:

Regarding the subvention for youth uniformed groups and other youth organisations, the estimated subvention for 2014-15 is significantly higher than the subvention amount for 2013-14 by nearly 90%. What are the reasons?

Asked by: Hon. LEE Cheuk-yan

Reply:

The additional resources are for the uniformed groups (UGs) and youth organisations to enhance their work in youth development. With additional funding, the UGs and the youth organisations can organise extra activities, step up their recruitment of new youth members, assist needy students, enhance the services through providing more training to the volunteer leaders and improve the corporate governance.

CONTROLLING OFFICER'S REPLY

S-HAB09

(Question Serial No. S0074)

Head: (53) GS: Home Affairs Bureau
Subhead (No. & title): (-) Not Specified
Programme: (2) Social Harmony and Civic Education
Controlling Officer: Permanent Secretary for Home Affairs (Raymond YOUNG)
Director of Bureau: Secretary for Home Affairs

Question:

Pursuant to reply No. HAB056:

The subvention amount for the Association of Hong Kong Flag-guards in 2014-15 is nearly a triple of that in 2013-14. What are the reasons? Does the Administration know how will the Association of Hong Kong Flag-guards make use of the newly increased subvention?

Asked by: Hon. LEE Cheuk-yan

Reply:

The Association of Hong Kong Flag-guards (AHKF) was not given any funding under the Assistance Scheme for Needy Student Members (the Scheme) in 2013-14 and their amount of recurrent subvention was relatively small. With the increase in recurrent subvention and a provision of funding under the Scheme, the total amount of recurrent subvention for the Association is nearly tripled in 2014-15.

The AHKF will submit a year plan, a budget and an annual report in relation to youth activities to the Administration.

CONTROLLING OFFICER'S REPLY

S-HAB10

(Question Serial No. S0075)

Head: (53) GS: Home Affairs Bureau
Subhead (No. & title): (-) Not Specified
Programme: (2) Social Harmony and Civic Education
Controlling Officer: Permanent Secretary for Home Affairs (Raymond YOUNG)
Director of Bureau: Secretary for Home Affairs

Question:

Pursuant to reply No. HAB056:

The amount of subvention to other uniformed groups and youth organisations has also increased significantly. Does the Administration know how will these uniformed groups make use of the newly increased subvention?

Asked by: Hon. LEE Cheuk-yan

Reply:

The additional resources are for the uniformed groups and youth organisations to enhance their work in youth development.

The uniformed groups and youth organisations will submit a year plan, a budget and an annual report in relation to youth activities to the Administration. Meanwhile, it is the established policy to respect the autonomy of the uniformed groups in the allocation of resources for youth development.

CONTROLLING OFFICER'S REPLY

S-HAB11

(Question Serial No. S0087)

Head: (53) GS: Home Affairs Bureau
Subhead (No. & title): (-) Not Specified
Programme: (2) Social Harmony and Civic Education
Controlling Officer: Permanent Secretary for Home Affairs (Raymond YOUNG)
Director of Bureau: Secretary for Home Affairs

Question:

- (1) Regarding the Community Participation Scheme (CPS) for 2014-15, please list the name of organisations, programmes and expenditure involved with the use of the following table:

Name of organisations	Name of programmes	Nature of programmes	Amount of subvention (\$)

- (2) What are the methods for vetting applications under the CPS? What are the mechanism, procedures and the manpower establishment involved?
- (3) In vetting applications under the CPS, what are the roles of official/non-official members of the Committee on the Promotion of Civic Education (CPCE)? and
- (4) Is there any mechanism for CPCE to prevent potential conflict of interest concerning non-official members? If so, please provide the details.

Asked by: Hon. LEUNG, Kenneth

Reply:

As funding applications for 2014-15 are still being processed, we are unable to provide the requested information of all approved projects at this stage.

Regarding the assessment of funding applications, the CPCE will convene an assessment meeting, comprising official/non-official members to assess the applications according to the criteria set out in the published guidelines, including creativity, scale, means of publicity etc. of the proposed projects. Staff from the Home Affairs Bureau provide secretariat support for the assessment.

The CPCE has adopted a two-tier reporting system for declaration of interests and requested members to disclose their general pecuniary interests on appointment to the committee and declare interests prior to the discussion of the applications at the meeting.

CONTROLLING OFFICER'S REPLY

S-HAB12

(Question Serial No. S0088)

Head: (53) GS: Home Affairs Bureau

Subhead (No. & title): (-) Not Specified

Programme: (2) Social Harmony and Civic Education

Controlling Officer: Permanent Secretary for Home Affairs (Raymond YOUNG)

Director of Bureau: Secretary for Home Affairs

Question:

- (1) Regarding the Large-scale Youth Programme Funding Scheme (the Funding Scheme) under the Commission on Youth (CoY), please list the name of organisations, programmes and expenditure involved over the past three years (i.e. 2012-13, 2013-14 and 2014-15) with the use of the following table:

Name of organisations	Name of programmes	Nature of programmes	Amount of subvention (\$)

- (2) What are the methods for vetting applications under the Funding Scheme? What are the mechanism, procedures and the manpower establishment involved?
- (3) In vetting applications under the Committee on the Promotion of Civic Education Community Participation Scheme, what are the roles of official/non-official members of CoY? and
- (4) Is there any mechanism for CoY to prevent potential conflict of interest concerning non-official members? If so, please provide the details.

Asked by: Hon. LEUNG, Kenneth

Reply:

- (1) Please refer to Annex for details about the projects which were approved for sponsorship under the Funding Scheme in 2012-13 and 2013-14 respectively. Applications for the Funding Scheme launched in 2014 are being examined. Hence, the result has yet to be finalised.
- (2) Assessment panel would be formed each year by members of the Youth Programme Co-ordinating Committee under the CoY to assess applications under the Funding Scheme. To facilitate the assessment panel to consider the applications, applicants for the Funding Scheme in 2013-14 and 2014-15 were invited for interview to present their application proposals. Staff from the Home Affairs Bureau provide secretariat support to the assessment panel.
- (3) Both official and non-official members of the CoY are not involved in assessment of applications under the Committee on the Promotion of Civic Education Community Participation Scheme.
- (4) The CoY has adopted a two-tier reporting system for declaration of interests and requested members to disclose their general pecuniary interests on appointment to the committee and declare interests prior to the discussion of the applications at the meeting.

Programmes Approved under the Large-scale Youth Programme Funding Scheme in 2012-13

Serial No.	Name of organisations	Name of programmes*	Nature of programmes	Approved amount of sponsorship
1	Service Civil International-Hong Kong (SCI) Global Education Unit	“My Self Our World”: Global Education Initiative	Training camp / Workshop	\$200,000
2	China Pacific Economic Cooperation CEO Forum Youth Committee	“心連心、中國情”大型青年優秀書畫展 - 慶祝香港回歸十五周年	Arts	\$490,000
3	Wenweipo, Hong Kong – Feature Star Federation of Student	香港回歸十五周年 - 全港學生中國國情知識大賽暨兩岸四地青年成長論壇	Conference	\$650,000
4	Youth Outreach – School of Hip Hop	High Schoolers Asian Hip Hop Championship 2013	Popular culture	\$243,500
5	Chinese YMCA of Hong Kong – Chai Wan Centre	Hong Kong International Street Jam Festival 2013	Popular culture	\$200,000
6	Hong Kong Youth Exchange Promotion United Association	「夢想·起飛」中華傑出青年領袖講堂 (青年夢想家栽培計劃)	Workshop	\$380,000
7	The Hong Kong Federation of Youth Groups - Jockey Club Tin Yuet Youth S.P.O.T.	原創音樂劇：愛「里」？不「理」	Arts	\$240,000
8	Junior Police Call, Police Public Relations Branch, Hong Kong Police Force	JPC Fight Crime Summer Camp 2012	Training camp / Workshop	\$320,000
9	The Warehouse Teenage Club	紅磚藝術「家·年·嘩」計劃	Popular culture	\$210,000
10	Hok Yau Club	Outstanding Student Leaders Award 2012-13	Commendation Scheme	\$70,000
11	Unleash Foundation Limited	Night Orienteering adventure	Adventure	\$140,000
12	Arthome Theatre	高躑千人行	Arts/Sports	\$900,000

* For some programmes, only Chinese names are available.

Programmes Approved under the Large-scale Youth Programme Funding Scheme in 2013-14

Serial No.	Name of organisations	Name of programmes*	Nature of programmes	Approved amount of sponsorship
1	Dramusica (Art Group)	2014 International Youth Fringe Festival	Arts	\$178,750
2	YMCA of Hong Kong	YMCA of Hong Kong International Youth Symposium 2013-14	Conference	\$470,000
3	Hong Kong Young Leaders Development Association	青少年領袖發展系列 2014	Training camp / Workshop	\$495,000
4	The Warehouse Teenage Club	紅磚藝術「家.年.嘩」計劃 2013	Popular culture	\$176,000
5	Live Theatre	Theatresports Championship	Arts	\$410,000
6	UNESCO Hong Kong Association (Culture Committee)	Peace for All Youths Programme	Training camp / Workshop	\$536,000
7	Hong Kong Academy of Ice Hockey Limited	Hong Kong Youth Ice Hockey Campaign	Sports	\$380,000
8	Scout Association of Hong Kong (Kowloon Region)	九龍地域大露營	Training camp / Workshop	\$329,000
9	Hong Kong Association of Youth Development	青年音樂節之「青蔥自悠行」	Arts	\$433,500
10	All Hong Kong Marching Band Union Limited (All Hong Kong Marching Band Union Limited Organising Committee)	Hong Kong International Youth Marching Band Competition	Marching band	\$780,000
11	Unleash Foundation Limited	關懷教育下一代・共創和諧社區	Training camp / Workshop	\$144,200
12	Fongs Foundation	「藝育菁英」- 香港青年藝術發展計劃 2013	Arts	\$564,000
13	The Boys' Brigade, Hong Kong (Uniformed Group Division)	香港基督少年軍五十五週年國際營暨國際少年軍社會服務交流會	Training camp / Workshop	\$555,000
14	Youth Outreach – School of Hip Hop	Asia High Schoolers Dance Series 2014	Popular culture	\$242,480
15	Hong Kong AIDS Foundation Limited	“AIDS Free Generation” Youth Campaign	Health Education	\$115,500

Serial No.	Name of organisations	Name of programmes*	Nature of programmes	Approved amount of sponsorship
16	Rotary District 3450 Charitable Fund Limited (Organising Committee of Asia Pacific Regional Rotaract Conference 2014)	11 th Asia Pacific Regional Rotaract Conference	Conference	\$840,000
17	Promotion of Young Artists Foundation	International Children Painting Competition in Hong Kong 2013/14	Arts	\$440,000
18	Service Civil International-Hong Kong (SCI) Global Education Unit	“Mapping Our World”: Global Education Initiative	Training camp / Workshop	\$209,800
19	Church of United Brethren in Christ Tuen Mun Children and Youth Integrated Services Centre	「It's Magic」全港中學生魔術比賽	Popular culture	\$143,000

*For some programmes, only Chinese names are available.

CONTROLLING OFFICER'S REPLY**S-HAB13****(Question Serial No. S0099)**

Head: (53) GS: Home Affairs Bureau

Subhead (No. & title): (-) Not Specified

Programme: (6) Subvention: Hong Kong Academy for Performing Arts, Hong Kong Arts Development Council and Major Performing Arts Groups

Controlling Officer: Permanent Secretary for Home Affairs (Raymond YOUNG)

Director of Bureau: Secretary for Home Affairs

Question:

In 2014-15, the provision for the Major Performing Arts Groups (MPAGs) will increase by 10.5% (i.e. around \$30 million) as compared with the revised estimate in 2013-14. In this connection, please inform this Committee of the following:

- (a) Is the increased provision of around \$30 million a one-off or regular support measure for the MPAGs? Is bidding required in applying for the increased provision? If so, what are the details? What vetting mechanism will the Administration adopt? What are the reasons for the Administration to grant the provision of \$30 million by way of bidding? If such provision is a regular support measure for the MPAGs, will the bidding approach be used in the long run? What are the reasons?
- (b) Please provide the regular grant amount approved for each MPAG in the past year and this year using the following table:

MPAG	Grant amount in 2013-14	Grant amount in 2014-15

Asked by: Hon. MA Fung-kwok

Reply:

- (a) In 2014-15, an additional \$30.42 million recurrent funding is available for allocation to the nine major performing arts groups (MPAGs) on top of the amount of recurrent subvention in 2013-14. In view of the different development needs of the MPAGs, on the advice of the Advisory Committee on Arts Development (ACAD), a bidding approach was adopted under which the MPAGs were invited to submit applications for additional recurrent funding to support proposals that were long term in nature (whereas funding proposals for new initiatives which are time-limited in nature will continue to be considered under the Contestable Funding Pilot Scheme). Allocation of the additional funds to the MPAGs applying for the additional funding was determined on the basis of the ACAD's holistic assessment of all the proposals put forward in the applications in accordance with a set of assessment criteria and having regard to the applicants' past performance and business plans and budgets for 2014-15. The additional amount of recurrent funding approved for the groups will be incorporated into their annual subvention on a recurrent basis thereafter, subject to their submission of business plans and budgets under the annual funding exercise.

- (b) The amount of subvention provided by the Home Affairs Bureau to the nine MPAGs in 2013-14 and 2014-15 (excluding funding provided under the Contestable Funding Pilot Scheme) is as follows:

	Subvention for 2013-14 (\$)	Subvention for 2014-15 (\$)
Hong Kong Philharmonic	68,283,413	74,303,413
Hong Kong Chinese Orchestra	58,458,359	62,535,359
Hong Kong Sinfonietta	22,729,397	28,439,397
Hong Kong Repertory Theatre	32,941,700	37,071,700
Chung Ying Theatre Company	11,090,096	15,090,096
Zuni Icosahedron	11,495,614	11,495,614
Hong Kong Dance Company	34,556,997	36,696,997
The Hong Kong Ballet	35,411,255	37,961,255
City Contemporary Dance Company	15,613,400	17,083,400
Total	290,580,231	320,677,231

CONTROLLING OFFICER'S REPLY

S-HAB14

(Question Serial No. S0076)

Head: (53) GS: Home Affairs Bureau
Subhead (No. & title): (-) Not Specified
Programme: (2) Social Harmony and Civic Education
Controlling Officer: Permanent Secretary for Home Affairs (Raymond YOUNG)
Director of Bureau: Secretary for Home Affairs

Question:

Pursuant to reply No. HAB093:

In 2014-15, the subvention for national education is much higher than that of last year by \$47.6 million. Would the Administration please advise:

- (1) What are the criteria for granting sponsorship to programmes?
- (2) Which organisations have been granted sponsorship over the past two years? What are the programmes and amount of sponsorship involved?
- (3) How would the effectiveness of these programmes be assessed?

Asked by: Hon. WONG Pik-wan, Helena

Reply:

Applications for sponsorship are assessed against a set of prescribed and published criteria, e.g. programme content, cost-effectiveness, scale, etc. Upon completion of the projects, the sponsored organisations are required to submit reports evaluating the effectiveness of the projects, with information on participant feedback, financial reports, etc. to facilitate assessment.

As for sponsorship for community organisations to organise exchange tours and internship projects in the Mainland, lists of projects for 2012-13 and 2013-14 can be found in the **Annex**.

**Projects Approved under the Community Participation Scheme
for Organising Study Tours to the Mainland (CP Scheme) in 2012-13**

Serial No.	Name of Organisation[#]	Name of Project[#]	Approved Sponsorship (\$)
1	香港基督教女青年會 - 深水埗綜合社會服務處	「細味南京」義工農村服務及國情體驗交流團	55,570
2	香港基督教女青年會 - 沙田綜合社會服務處	「西」歷・拾義伍 - 西安香港兩地青年交流體驗服務計劃	100,250
3	香港人才交流中心	揚港大學生實習交流計劃 2012 夏	599,859
4	香港大專學壇	清華大學明日領袖國情培訓計劃 2012	185,450
5	香港明愛 - 明愛堅道社區中心 - 翔青社	攜手共創新天地 - 內地農村服務體驗團暨青年分享晚會	78,020
6	香港遊樂場協會	青藏鐵路深度行-西藏民族文化考察之旅	205,000
7	基督復臨安息日會港澳區會 - 山景青少年中心	十二五規劃：廣西農業發展及義工服務交流考察團	58,000
8	無國界社工有限公司	尋「死」・思「生」	58,850
9	基督教家庭服務中心 - 和悅軒	穗港同工同心 - 內地社會服務發展考察團	52,850
10	香港文匯報 - 未來之星同學會	2012 未來之星 - 香港傳媒專業大學生國情課程班	431,400
11	香港基督教女青年會 - 西環綜合社會服務處（「義」國工程籌委小組）	「義」國工程 - 滇・港兩地青年義工交流計劃	71,000
12	香港聾人協進會 - 世界聾人聯合會香港青年分部	粵遠流長 - 香港青年廣東省肇慶市・封開縣考察交流團	74,474
13	新界青年聯會	香江之曦 - 香港青年 9+2 海南考察交流計劃	194,768
14	香港遊樂場協會	貴州苗寨山村小老師服務體驗之旅	167,400
15	聖公會聖本德中學	「西安古都尋跡、現代規劃」歷史與發展體驗之旅	69,200
16	HONG KONG- SHANGHAI YOUTH EXCHANGE PROMOTION ASSOCIATION - 滬港青年交流促進會	滬港明日領袖實習計劃 2012	483,640
17	永恒教育基金	構建和諧社會 - 桂港青少年志願工作者雙向交流考察之旅	241,179

Serial No.	Name of Organisation [#]	Name of Project [#]	Approved Sponsorship (\$)
18	香港文匯報 - 未來之星同學會	2012 未來之星 - 中國國情教育培訓班	168,600
19	青年議會	【彩雲之南】雲南發展及文化交流團	103,970
20	香島中學	廣西南寧 - 憑祥邊境貿易考察學習之旅	108,525
21	宣道會陳朱素華紀念中學	認識「甬港」智慧	136,866
22	香港明愛 - 明愛賽馬會黃大仙青少年綜合服務	少年獎勵計劃 2012-2013 - 「椰」的國度「心」的體驗：湖南服務之旅	60,040
23	香港中華基督教青年會 - 屯門會所	2012 上海工作實習計劃	175,958
24	港九勞工社團聯會	「當貴州迎上十二五規劃」考察團	70,740
25	新界青年聯會	情繫黃河・探索華夏 - 河南交流體驗計劃	79,979
26	香港新一代文化協會、香港新一代之友	我的祖國 - 京港澳學生交流營 2012	398,258
27	香港少年領袖團	同心同根萬里行 相聚國旗下 香港青年貴陽、遵義、重慶考察交流團	600,000
28	中國星火基金會	2012/13「寧港相牽十二五・傳燃星火創新天」 "愛心大使"義教及雙向交流	119,180
29	香港青年協進會有限公司	『思想・水源・草原』 內蒙生態環境及民俗考察交流團	119,324
30	香港青年協進會有限公司、九龍地域校長聯會	『青年匯聚』2012 - 匯聚「清」「連」	171,558
31	香港中華基督教青年會 - 柴灣會所	新晉・思源 - 山西文化考察團	81,620
32	伍濤基金會有限公司 - 教育工程部	青少年領袖培訓計劃	267,771
33	香港基督教青年會	湖南愛彌爾服務交流之旅	58,600
34	華文聯合會	“神州喝彩 - 2012 年東軟集團大連實習計劃”	72,340
35	香港中華基督教青年會 - 佐敦會所	「一個都不能少」 - 青年內地考察計劃	72,000
36	仁愛堂田家炳中學	華東考察	220,100
37	基督教香港信義會元朗信義中學	赤子心・薪火傳 - 川流不「熄」	197,300
38	香港青年聯會	「愛我中華」兩岸四地青年大匯聚火車團 - 海南島夢想之旅	598,018
39	東華三院 - 屯門綜合服務中心	貧富翁城鄉遊	86,000

Serial No.	Name of Organisation [#]	Name of Project [#]	Approved Sponsorship (\$)
40	青年政治學堂	廣西桂林扶貧助學之旅	85,700
41	傑出少年協會	農村小老師 - 穗港佛三地義工實踐計劃	105,000
42	永恒教育基金	構建和諧社會 - 杭港青少年志願工作者雙向交流考察之旅	153,179
43	香港交通安全會	「塞外約京城會 相聚科爾沁大草原」學子國情學習團	230,800
44	湛港青年交流促進會	湛港青年藝術互動交流計劃	136,000
45	香港紅十字會 - 青年及義工事務部	視野無界限寧港若比鄰	209,476
46	香港中華基督教青年會 - 大學青年會(香港浸會大學)及 大學青年會(嶺南大學)	杭州留守兒童聯校服務團 2012	79,200
47	職業訓練局 - 香港知專設計學院	傳承與創新：中國西北文化體驗實習計劃	408,200
48	粵港青年交流促進會	「創路學堂」- 香港青年學生公益事業發展考察團	508,400
49	民眾安全服務隊少年團 - 少年團管理及發展辦公室	「攜手同心 共建未來」- 港蓉青少年交流考察團	159,937
50	The Hong Kong Polytechnic University	Mainland Internship Programme 2012 - Summer Internship in Beijing	600,000
51	香港海事青年團	「百年新中國」香港青年重慶、遵義、貴陽考察交流團	600,000
52	永恒教育基金	構建和諧社會 - 粵港青少年志願工作者雙向交流考察之旅	123,779
53	香港婦聯 - 天水圍服務中心	「同行萬里」海峽西岸社會發展考察團	63,808
54	青年就業服務中心	杭港大學生實習交流計劃 2012 夏	547,859
55	香港童軍總會 - 港島地域	香港童軍川港交流服務計劃 - 「童軍關愛 社區服務」四川交流服務之旅	109,692
56	香港佛教聯合會 - 香港佛教聯合會青少年中心	點滴顯溫情~豫西(河南)山區農村考察服務計劃	108,600
57	聖公會聖約瑟堂暨社會服務中心	哈爾濱勞動體驗營	108,060
58	明愛專上學院 - 社會科學系	哈爾濱民情及社會服務交流團	99,620
59	循道衛理中心 - 火鳳凰—社區支援服務計劃	粵閩「青•農•軍」體驗之旅	51,780

Serial No.	Name of Organisation [#]	Name of Project [#]	Approved Sponsorship (\$)
60	香港離島婦女聯會、靈糧堂怡文中學、東涌青年會	「認識國、認識家」雲南國情考察交流團	90,130
61	香港地球之友 - 中國項目組	「飲水思源·東江之子」東江源環境生態考察計劃	95,156
62	香港基督少年軍 - 臻訓中心	濃情濃情 - 陽山考察及服務計劃	50,700
63	觀塘民聯會 - 青年部	「義」在韶關展愛心	65,887
64	醫心	醫學行 2012 - 關注內地偏遠山區的醫療情況	67,250
65	荃灣青年會	四川·新國度 - 四川省社會及文化交流考察團	94,195
66	香港青少年發展聯會	香港青少年湖北交流服務團	408,000
67	香港小童群益會 - 賽馬會南葵涌青少年綜合服務中心	童夢五千年 之「蜀風 人民·生態探索之旅」	94,000
68	觀塘新青年論壇	蘭州敦煌旅遊產業及保育考察交流團	98,900
69	香港中山西區聯誼會有限公司 - 青年部	「尋找祖國輝煌的古代文明」- 甘肅、新疆古絲路考察之旅	81,200
70	香港中華基督教青年會 - 荃灣會所	古國送情 - 陝西山區民族探訪	70,229
71	大中華青年在線	第三屆大中華青年大使：愛上四川 - 援川項目考察計劃	400,937
72	華文聯合會	“神州喝彩 - 2012 年東軟集團瀋陽實習計劃”	72,340
73	香港新一代文化協會	香港青年教師西安、延安考察團	153,818
74	The Chinese University of Hong Kong - School of Continuing and Professional Studies	中國創新科技發展研習班	132,000
75	保良局董玉娣中學	「古三國·新荆楚」文化體驗之旅	83,100
76	新青年論壇	2012 北京文化創意產業交流團	85,700
77	九龍工業學校	滇港抗毒一條心，人力資源必創新	75,000
78	香港青年學院	2013 廣州國情學習班	105,059
79	天朗社 (工聯會元朗地區服務處青年組) - 天朗社	萬花瞳二·生活新體驗	83,764

Serial No.	Name of Organisation [#]	Name of Project [#]	Approved Sponsorship (\$)
80	基督教協基會 - 屯門綜合青少年服務中心	「雲港心連心」- 雲南流動人口服務計劃	83,500
81	香港傷健協會 - 賽馬會沙田青少年綜合服務中心	今昔革新：內蒙北京歷史文化傳承之旅	125,196
82	和富社會企業	走進首都文明 - 2012 北京國情考察團	232,259
83	香港青年交流促進聯會	香港學生領袖高階培訓計劃	236,320
84	香港青年協會 - 青年領袖發展中心	2012「香港 200」優秀中學生培訓計劃	540,000
85	The Amity Foundation, Hong Kong, Ltd. - 助孤助學工作小組	「同燃童心」2012 - 「e 萬行動」繽紛夏令營	77,730
86	青年民建聯	青民廣州西安洛陽考察團	104,660
87	香港聯合國教科文組織協會 - 香港聯合國教科文組織協會及天津市聯合國教科文組織協會	天津·香港「社會責任」與「可持續發展教育」學生論壇及教師工作坊 暨 國際合作年交流活動	260,575
88	獅子會中學	情繫四川 - 成都國情文化交流考察之旅	84,200
89	順德聯誼總會譚伯羽中學	「香港與順德生活質素之對比(可持續發展)」	50,780
90	仁濟醫院社會服務部 - 仁濟醫院第廿四屆董事局社會服務中心	體驗廣西農村之旅	50,370
91	葵青青年團	遊·覓滇地 心繫家國	158,600
92	民眾安全服務隊少年團 - 少年團管理及發展辦公室	承先啟後，未來領袖 - 中(山)港文化交流活動	247,819
93	香港專業進修學校	心繫家國 - 京港文化雙向交流計劃 2012-13	192,712
94	國際青年文化交流中心(香港)有限公司	十二五規劃國情研習班	95,400
95	童履	《十二·五》·教育與社會·貴陽山區義教 2012	58,050
96	東華三院 - 賽馬會大角咀綜合服務中心	「簡樸同行」廣西農村義務教學團	67,740
97	香港小童群益會 - 賽馬會長亨青少年綜合服務中心	廣州從化孤兒村服務計劃	73,170
98	港台青年交流促進會	愛我中華兩岸四地青年大匯聚 - 山西平遙考察之旅	598,000
99	網上青年協會及雲港青年交流促進會	「翻山背水」水利工程計劃	455,218

Serial No.	Name of Organisation [#]	Name of Project [#]	Approved Sponsorship (\$)
100	香港智道跆拳道總會有限公司 - 香港智道跆拳道總會	香港聯校青少年內地體育文化交流團	565,000
101	香港女童軍總會	“友誼使者相聚神州 2012”文化交流	600,000
102	苗圃行動	貴州文化交流體驗團(2013)	103,560
103	香港專業進修學校	暑期北京實習與生活體驗 2012	248,130
104	團立基金會有限公司 - 社區動力	此種體驗，使我欣然流淚	232,519
105	寰宇希望有限公司	甘肅省會寧縣「品格教育英語夏令營」	205,200
106	中華錫安傳道會 - 青少年就業培訓及創藝發展中心	放眼新中國世界之湖南義教體驗之旅	113,080
107	香港大學聖約翰學院	四川青年領袖交流團	90,480
108	香港明愛 - 明愛長康兒童及青少年中心	「抱抱農情」 - 北京古都文化體驗暨城鄉互動服務計劃	88,310
109	傑出少年協會	「做個蒙古人」 - 北京內蒙草原體驗學習之旅	154,200
110	基督教香港信義會元朗信義中學	「千里送鵝毛」 - 延續愛心 服務祖國	52,478
111	蒲窩青少年中心	青年領袖寧波軍事鍛鍊 2012	120,500
112	何鴻燊航天科技人才培訓基金會	“夢想航天 情繫中華 - 2012 年航天科技夏令營”	194,500
113	沙田青年協會	雲南民族文化考察之旅	100,051
114	沙田婦女會 - 馬鞍山服務中心	「情繫祖國、延續愛心」山東六天體驗團	112,200
115	少年警訊 - 香港警務處	少年警訊貴州雲南國民教育行 2012	308,000
116	葵青區家長教師會聯會有限公司	內地大學升學體驗交流營考察團	170,200
117	新界鄉議局 - 婦女及青年事務委員會	青年內地考察團 - 港浙贛歷史文化交流之旅	227,798
118	香港教育工作者聯會有限公司	上海之旅 - 瞭解「十二五規劃帶來的機遇與挑戰」	269,000
119	香港教育工作者聯會有限公司	北京之旅 - 瞭解「十二五規劃帶來的機遇與挑戰」	269,000
120	香港基督教協進會	「雲港青年民族共融考察計劃 2012 - 城鄉發展與社會服務考察團」	119,050

Serial No.	Name of Organisation [#]	Name of Project [#]	Approved Sponsorship (\$)
121	香港童軍總會 - 新界地域	香港童軍川港交流服務計劃 - 「童軍關愛服務社區」川港交流計劃	103,760
122	香港童軍總會 - 九龍地域	香港童軍川港交流服務計劃 - 川港交流 共同成長之旅	120,000
123	香港童軍總會 - 新界東地域	香港童軍川港交流服務計劃 - 「關愛同胞 認識祖國」四川服務考察之旅	120,000
124	孔教學院	山東曲阜孔教曲阜國學院學藝之旅	307,920
125	香港國民教育促進會	香港青少年紅色之旅高鐵湖北行	597,250
126	浸信會永隆中學 - 生活教育組	山區農村文化考察體驗	98,500
127	香港警務處少年警訊 - 大嶼山警區及水警海港警區少年警訊	「少年警訊浙江省交流考察團 - 開闊視野及拓展訓練之旅」	270,000
128	鄰舍輔導會 - 賽馬會大埔北青少年綜合服務中心	「尋找大漠草原之旅 - 與內蒙古牧民交流生態保育計劃」	106,250
129	沙田蘇浙公學	國情體驗 - 廣東省學習、交流及服務團	138,300
130	培苗行動有限公司	青藏高「緣」- 青海互助縣考察交流視覺之旅	76,599
131	香港基督少年軍有限公司 - 制服團隊部	大地愛共行 2012 - 四川服務之旅	131,875
132	香港基督教女青年會 - 青年及社區服務部	「愛・長傳」四川探訪服務體驗計劃 2012	104,458
133	香港基督教女青年會 - 蝴蝶灣綜合社會服務處	《蒙古・草原・沙漠》環保文化交流之旅	86,300
134	童履	愛・就是無私 - 雲南義教、體驗團 2012	58,050
135	荃灣青年會	青年義工內地義教團 - 「希望小老師」	60,348
136	救世軍 - 油麻地青少年綜合服務	四川梓潼考索團	73,454
137	香港學生發展委員會	「夢想啟航」香港大學生暑期內地實習計劃	600,000
138	香港青年交流促進聯會	「新・詩・潮」潮遊文化聖地 - 杭州	363,680
139	海港義工團	情“繫”山區學校 - 粵北懷集縣體驗團	100,061
140	寧港青年交流促進會	「從服務中認識 - 寧夏社區服務計劃」	331,700
141	新青年論壇	龍願・環渤海灣經濟圈 - 青年交流計劃	396,200

Serial No.	Name of Organisation [#]	Name of Project [#]	Approved Sponsorship (\$)
142	基督教協基會 - 黃埔綜合青少年服務中心	後·人民文藝共融 - 廣州交流團	65,648

[#] For some organisations and projects, only Chinese names are available.

**Projects Approved under the Community Participation Scheme
for Organising Study Tours to the Mainland (CP Scheme) in 2013-14**

Serial No.	Name of Organisation[#]	Name of Project[#]	Approved Sponsorship (\$)
1	香港國民教育促進會	香港青少年紅色之旅高鐵河南行	600,000
2	中山大學法律系香港同學會	中港政制及法制・兩地交流考察之旅	70,500
3	香港聾人福利促進會新界綜合服務中心	〈「聾」行天下 - 雲南之旅〉	96,120
4	何鴻燊航天科技人才培訓基金會	“夢想航天 情繫中華 - 2013 年航天科技夏令營”	201,000
5	香港人才交流中心	香港大學生 2013(夏季)重慶實習體驗計劃	598,800
6	香港交通安全會	「國旗鼓樂齊飄揚、軍紀德行互勉彰」全國少年軍校檢閱式	191,250
7	葵青青年團	踏上絲路 開拓思路	167,390
8	伍濤基金會有限公司教育工程部	青少年領袖培訓計劃	221,600
9	基督復臨安息日會港澳區會山景綜合青少年服務中心	從發現到認同：福建歷史文化教育交流考察團	61,500
10	仁濟醫院社會服務部仁濟醫院第廿四屆董事局社會服務中心	廣西義教交流團	51,330
11	香港女童軍總會	雲南探索之旅	484,940
12	東華三院賽馬會大角咀綜合服務中心	「樂・自然」雲南生活文化體驗團	87,519
13	聖公會聖約瑟堂暨社會服務中心	陝西勞動體驗團	65,900
14	聖公會聖約瑟堂暨社會服務中心	湖南勞動體驗團	65,900
15	寰宇希望	「樂在甘肅」 - 青少年品格教育英語夏令營	227,500
16	香港基督少年軍制服團隊部	香港基督少年軍 55 週年潮汕服務尋根之旅 2014	74,620

Serial No.	Name of Organisation [#]	Name of Project [#]	Approved Sponsorship (\$)
17	香港基督少年軍制服團隊部	大地愛共行 2013 - 四川服務之旅	70,900
18	佛教葉紀南紀念中學	「發展與保育專題研究 - 廣州南京鎮江揚州考察」及「接待廣州黃埔中學師生回訪」	95,975
19	香港警務處少年警訊大嶼山區少年警訊	大嶼山區少年警訊南京歷史、軍事考察及交流之旅	78,035
20	國際精英交流中心	香港大學生 2013 (冬季) 揚州實習體驗計劃	581,080
21	浸信會愛羣社會服務處灣仔綜合兒童及青少年服務中心	「川流不息」蜀港中學生交流服務計劃	110,080
22	香港明愛明愛賽馬會黃大仙青少年綜合服務	少年獎勵計劃 2013-2014 - 「從丘陵到土樓」福建體驗服務之旅	65,436
23	香港明愛學校社會工作服務	廣東省清遠市山區小學服務體驗計劃	68,230
24	香港明愛明愛堅道社區中心 - 翔青社	攜手共創新天地 - 內地農村服務體驗團暨青年分享晚會	82,225
25	東九龍青年社	「民族風情 文化探構」- 雲南少數民族文化考察交流之旅	160,357
26	四川之友協會	港川青年學生配對交流計劃	600,000
27	香港基督教青年會	湖南愛彌爾服務交流之旅	60,184
28	香港新一代文化協會、香港科學英才會	四川科技創意考察團 2013	130,200
29	香港大專學壇	清華大學明日領袖國情培訓計劃 2013	377,280
30	香港新一代文化協會、香港新一代之友	我的祖國 - 京港澳學生交流營 2013	426,040
31	香港聾人福利促進會家長資源中心	走訪上海藝術文化之都	61,210
32	寰宇希望	「山之孑」- 四川城鄉之間青少年生活探索	143,350
33	香港紅十字會青年及義工事務部港島總部	「愛感受・感受愛」雲南體驗團	107,520
34	香港紅十字會青年及義工事務部	共同的世界 青年在行動 - 內蒙古北京樹人行	312,910

Serial No.	Name of Organisation [#]	Name of Project [#]	Approved Sponsorship (\$)
35	永恒教育基金	【邁向 2020 - 全面建成小康社會的中國】桂港青少年志願工作者雙向交流考察之旅	284,450
36	永恒教育基金	【邁向 2020 - 全面建成小康社會的中國】粵港青少年志願工作者雙向交流考察之旅	118,100
37	永恒教育基金	【邁向 2020 - 全面建成小康社會的中國】杭港青少年志願工作者雙向交流考察之旅	158,450
38	香港少年領袖團	東北三省考察交流	131,000
39	黃埔軍校慈善有限公司	青少年軍事文化體驗營	243,000
40	黃埔軍校慈善有限公司	【江門雙龍匯】考察團	150,600
41	新界青年聯會	香江之曦 - 內蒙古「生態保育・民族融和」交流體驗計劃	188,760
42	港九勞工社團聯會	「走過四川三千年」四川考察團	67,500
43	香港遊樂場協會	「走過青藏高原 - 西藏民族文化考察之旅」	202,750
44	香港遊樂場協會	甘肅敦煌絲路與沙漠體驗學習之旅	191,250
45	傑出少年協會	「向青蔥草原出發 - 北京內蒙體驗學習之旅」	177,750
46	青年民建聯	青民北京內蒙古考察團	279,150
47	香港基督教女青年會青年及社區服務部	「愛・長傳」四川服務體驗計劃 2013	68,582
48	真理浸信會有限公司真理浸信會青少年發展服務中心	香港青少年茶道大使訓練計劃	130,450
49	青年就業服務中心	香港大學生 2013 (夏季) 杭州實習體驗計劃	407,680
50	香港基督教女青年會西環綜合社會服務處	「義」國工程：雲南服務計劃 2013	72,500
51	香港基督教女青年會龍翔綜合社會服務處	「尋・回 - 中國族群文化研習團」	73,204
52	東華三院賽馬會沙田綜合服務中心	《「青」「苗」・手心相連—貴陽考察計劃》	82,200

Serial No.	Name of Organisation [#]	Name of Project [#]	Approved Sponsorship (\$)
53	香港專業進修學校學生發展部	暑期北京實習與生活體驗 2013	259,295
54	香港專業進修學校學生發展部	心繫家國 - 京港文化雙向交流計劃 2013-14	218,520
55	民眾安全服務隊少年團	「跨越新時代」- 中(山)港文化交流活動	257,510
56	民眾安全服務隊少年團	「桂港兩地情、文化互傳承」- 桂港青少年交流及義教考察團	163,972
57	少年警訊香港警務處	少年警訊北京文化交流團 2013	409,000
58	國民教育學會	開平香港兩相親 - 歷史文物保育雙向實習交流	217,000
59	國民教育學會	武漢香港一綫牽 - 辛亥歷史探討與傳承	169,000
60	香港少年領袖團	「同心同根萬里行 相聚國旗下」香港青年北京、內蒙古考察交流團	467,700
61	滬港青年交流促進會	滬港明日領袖實習計劃 2013	393,238
62	新界青年聯會	「情繫齊魯・文化探源」山東交流體驗計劃	207,180
63	香港海事青年團	「百年新中國」香港青年北京、內蒙古考察交流團	600,000
64	新界鄉議局 - 新界鄉議局 婦女及青年事務委員會	「青年內地考察團 - 從心出發・晉蒙之旅」	107,900
65	香港青年協進會有限公司、九龍地域校長聯會	贛港「青年匯聚」2013 雙向交流團	600,000
66	香港青年協進會有限公司	「情繫四川考察交流團」	107,075
67	香港青年協進會有限公司	「探索・寧夏」寧夏生態環境及民俗文化考察交流團	106,744
68	香港中華基督教青年會柴灣會所	中國國情多元文化(西藏)認識之旅	81,000
69	香港青聯學生交流網絡策劃發展小組	「四川・古蜀天府・重建」考察交流之旅	102,560
70	無國界社工有限公司	「老幼心渡行」生命教育交流計劃	61,600

Serial No.	Name of Organisation [#]	Name of Project [#]	Approved Sponsorship (\$)
71	香港童軍總會九龍地域	「川港成長 同一天空」之旅	136,000
72	青年議會	【山水有情】四川發展及文化考察團	123,000
73	CARITAS INSTITUTE OF HIGHER EDUCATION - DEPARTMENT OF SOCIAL SCIENCES	西安 - 千年古都、積澱文明體驗行	103,170
74	基督教協基會黃埔綜合青少年服務中心	「感·應」湖南山區服務計劃	73,192
75	香港青年協會青年領袖發展中心	2013「香港 200」優秀中學生培訓計劃	292,860
76	穗港青年交流促進會	「新·詩·潮」潮遊文化聖地	116,250
77	沙田青年協會	西安延安考察交流之旅	108,472
78	香港佛教聯合會-香港佛教聯合會青少年中心	「港青當自強」- 城鄉考察及義工服務計劃	59,600
79	青年議會	「蒙幻傳奇」- 內蒙古畜牧業及民俗風情考察團	109,500
80	香港浸會大學中國商貿學會	《放眼祖國、整裝待發》上海、南京商貿考察及學術交流團	86,000
81	博愛醫院鄧佩瓊紀念中學、聖公會白約翰會督中學、中華基督教會基朗中學	元朗區中學生內地體育運動交流團	490,000
82	祖苗文化青年交流中心	香港學生內地體育運動訓練體驗團	257,000
83	觀塘新青年論壇	長三角經濟圈青年考察團	101,000
84	新青年論壇	龍願青年交流計劃：東北區域一體化考察	441,000
85	新青年論壇	2013 北京文化創意產業交流團	87,500
86	觀塘新青年論壇	絲綢之路旅遊產業及保育考察交流團	101,000
87	青年政治學堂	西安科技工業交流團	101,000
88	青年政治學堂	2013 重慶西部經濟文化考察團	87,500
89	青年政治學堂	廣西扶貧助學之旅	87,500
90	中國星火基金會	2013/14「粵北行 - 連山壯瑤傳愛心」之“星火愛心大使”義教計劃	99,015

Serial No.	Name of Organisation [#]	Name of Project [#]	Approved Sponsorship (\$)
91	香港地球之友中國項目組	「飲水思源·東江之子」東江探源環保考察暨義工行動	196,980
92	香港傷健協會賽馬會沙田青少年綜合服務中心	擁抱中華：四川及貴州關愛交流之旅	176,926
93	國際青年文化交流中心(香港)有限公司	京港同心學生交流團 2013	177,000
94	香港青少年發展聯會	香港青少年西安交流服務團	431,200
95	香港華菁會有限公司	「神州搵好工」香港大學生暑期內地實習計劃 2013	599,000
96	香港青年義工團有限公司	帶您進入蘇杭美麗的時光隧道	97,550
97	香港青暉社發展有限公司	從心出發 - 放眼湘西	82,750
98	香港青年義工團	「探索西安 - 文化藝術之旅」	89,500
99	蒲窩青少年中心	走進農村 - 廣東山區體驗服務之旅 2013	113,900
100	和富社會企業	走進首都 - 北京國情考察團 2014	212,580
101	循道衛理中心愛秩序灣綜合青少年服務	清遠義遊人 - 雙向交流體驗之旅	50,200
102	香港復康力量	「另眼」相看 - 無障礙交流團	76,270
103	學友社	迷失的發展：廣西少數民族考察團	138,492
104	中華錫安傳道會慈雲山錫安青少年綜合服務中心	「天府之國與動感之都」香港·四川“雙向”交流計劃	129,760
105	大中華青年在線	第四屆大中華青年大使：啟蒙之行 - Freeze! 內蒙古的 168 小時	254,340
106	香港童軍總會內地聯絡辦公室	龍騰中華 - 第 5 屆深港澳台青少年文化交流專列	240,000
107	香港青年交流促進聯會	「夢想啟航」香港大學生暑期內地實習計劃 2013 - 福建	600,000
108	粵港青年交流促進會	「創路學堂」- 香港青年學生公益事業發展考察團	557,170
109	香港學生發展委員會	「夢想啟航」香港大學生暑期內地實習計劃 2013 - 北京	600,000
110	香港青年交流之友	香港學生領袖高階培訓計劃	462,560

Serial No.	Name of Organisation[#]	Name of Project[#]	Approved Sponsorship (\$)
111	香島中學學生發展處	廣東省城鎮企業考察學習之旅	141,640
112	清港青年交流促進會	「牽動人心，放眼世界」清遠陽山義教交流之旅	196,800
113	香港大專院校文化促進會	小眼睛看世界 - 上海經濟考察團 2013	119,600
114	童履	知識改變命運・貴州山區義教 2013	102,410
115	香港學生活動基金會	「高飛遠翔」粵港青年明日領袖培訓計劃 2013	122,600
116	荃灣青年會	青年義工內地義教團 - 「希望小老師」	70,579
117	觀塘新青年論壇	京港傳統藝術交流暨戲曲文化社區推廣	235,000
118	觀塘民聯會青年部	「樂」在南雄展關懷	64,225
119	港台青年交流促進會	「愛我中華」兩岸四地青年大匯聚火車團 2013 - 「淼淼・天府」	576,310
120	香港青年聯會	「愛我中華」兩岸四地青年大匯聚火車團 - 雲南探索之旅	600,000
121	香港青年協會青年交流部	東莞農民工子女成長需要考察及支援計劃	186,120
122	蒲窩青少年中心	「走進世界遺產」國情學習班 2013 - 福建土樓之旅	158,000
123	學友社	青年社會領袖培訓計劃 2013-2014 上海南京交流考察之旅	148,060

[#]For some organisations and projects, only Chinese names are available.

CONTROLLING OFFICER'S REPLY

S-HAB15

(Question Serial No. S0077)

Head: (53) GS: Home Affairs Bureau
Subhead (No. & title): (-) Not Specified
Programme: (2) Social Harmony and Civic Education
Controlling Officer: Permanent Secretary for Home Affairs (Raymond YOUNG)
Director of Bureau: Secretary for Home Affairs

Question:

Pursuant to reply No. HAB094

Why has the subvention for uniformed groups hugely increased by 85%?

Asked by: Hon. WONG Pik-wan, Helena

Reply:

The additional subvention is for the uniformed groups (UGs) to enhance their work in youth development. With additional funding, the UGs can organise extra activities, step up their recruitment of new youth members, assist needy students, enhance the services through providing more training to the volunteer leaders and improve the corporate governance.

CONTROLLING OFFICER'S REPLY

S-HAB16

(Question Serial No. S0078)

Head: (53) GS: Home Affairs Bureau
Subhead (No. & title): (-) Not Specified
Programme: (2) Social Harmony and Civic Education
Controlling Officer: Permanent Secretary for Home Affairs (Raymond YOUNG)
Director of Bureau: Secretary for Home Affairs

Question:

Pursuant to Reply No. HAB094:

The subvention for the Association of Hong Kong Flag-guards is nearly tripled of that of last year. Why? What programmes did the Association of Hong Kong Flag-guards organise over the past two years? What were the details? How would the effectiveness of the programmes be assessed?

Asked by: Hon. WONG Pik-wan, Helena

Reply:

The Association of Hong Kong Flag-guards (AHKF) was not given any funding under the Assistance Scheme for Needy Student Members (the Scheme) in 2013-14 and their amount of recurrent subvention was relatively small. With the increase in recurrent subvention and a provision of funding under the Scheme, the total amount of recurrent subvention for the Association is nearly tripled in 2014-15.

In 2012-13 and 2013-14, the AHKF organised 33 and 29 activities respectively, including annual parade, flag-guards training sessions and flag-guarding competition, inspection and marching band training etc. The total number of youth participants were around 3 830 in 2012-13 and around 4 760 in 2013-14.

The AHKF will submit a year plan, a budget and an annual report in relation to youth activities to the Administration for scrutiny.

CONTROLLING OFFICER'S REPLY**S-HAB17****(Question Serial No. S0159)**

Head: (63) Home Affairs Department

Subhead (No. & title): (-) Not Specified

Programme: (2) Community Building

Controlling Officer: Director of Home Affairs (Mrs. Pamela TAN)

Director of Bureau: Secretary for Home Affairs

Question:

The government has announced the establishment of a new support service centres for ethnic minorities in the Policy Address in January 2014. Will the government inform this Council of:

- The budget set for each of the support service centre in each of the years from 2010 to 2014;
- The number of service users of each support service centre in each of the years from 2010 to 2014, disaggregated by whether they are of Chinese ethnicity; and
- If the majority of service users of the centres are ethnic minorities, what measures has been taken or will be taken by the government to promote the integration of ethnic minorities into mainstream society through these support service centres.

Asked by: Hon. MO, Claudia

Reply:

- (a) & (b) The support services for ethnic minorities (EMs) have been transferred from the Constitutional and Mainland Affairs Bureau to the Home Affairs Department (HAD) since April 2011. The budget and number of service users of the support service centres and sub-centres for EMs in 2011-12 and 2012-13 are as follows:

Centre/Sub-centre	Annual budget (\$ million)	No. of target service users per year	No. of service users in 2011-12	No. of service users in 2012-13
HOPE Centre (Wan Chai) ¹	3.79	3 900	5 400	4 300
CHEER Centre (Kwun Tong) ²	7.00	9 600 (including 340 Chinese)	12 800 (including 1 100 Chinese)	10 600 (including 1 100 Chinese)
SHINE Centre (Tuen Mun)	5.00	7 200 (including 540 Chinese)	8 400 (including 1 200 Chinese)	7 700 (including 2 500 Chinese)
YLTH Centre (Yuen Long) ^{1,3}	4.95	12 400	16 500	18 400
HOME Centre (Yau Tsim Mong) and Sub-centre (Sham Shui Po) ⁴	5.72	11 000 (including 180 Chinese)	-	12 300 (including 270 Chinese)
TOUCH Sub-centre (Tung Chung) ^{1,4}	1.54	1 100	-	4 000

- ¹ HOPE Centre, YLTH Centre and TOUCH Sub-centre do not keep breakdown of Chinese service users.
- ² CHEER Centre also provides telephone interpretation and translation service (English and seven EM languages) to assist EMs to access to public services.
- ³ YLTH Centre has made use of its non-governmental organisation's hall facility to organise events that can accommodate a large number of participants, such as cultural shows, job fairs, etc.
- ⁴ HOME Centre and Sub-centre and TOUCH Sub-centre commenced operation in late 2012.

- (c) At present, all support service centres and sub-centres provide various tailor-made support services for EMs to facilitate their integration into the community, such as Cantonese classes, integration programmes, including employment workshops and orientation programmes, etc., to equip them with necessary knowledge and skills to live in Hong Kong, counseling and referral services to address their needs and assist them in tackling difficulties, cross-cultural and social inclusion activities such as volunteer work, visits and cultural shows, etc. to broaden their social network and enhance their confidence in communicating with others.

In 2014-15, HAD will enhance the support services in the centres and sub-centres by setting up youth units to provide dedicated programmes for EM youths, such as sports and cultural activities, to help their personal development as well as providing them with more opportunities in communicating with local youths.

CONTROLLING OFFICER'S REPLY**S-HAB18****(Question Serial No. S0217)**

Head: (94) Legal Aid Department

Subhead (No. & title): (-) Not Specified

Programme: (1) Processing of Legal Aid Applications

Controlling Officer: Director of Legal Aid (Thomas Edward KWONG)

Director of Bureau: Secretary for Home Affairs

Question:

Further to Reply HAB163, will the Administration inform this Committee of the breakdown of the statistics provided in parts (i) and (ii) of the Reply by the types of cases, i.e. Civil Actions, Civil Appeals, and Criminal Appeals?

Asked by: Hon. KWOK, Dennis

Reply:

The statistics provided in the tables in parts (i) and (ii) of Reply HAB163 concern civil applications for legal aid. The relevant statistics maintained by the Department do not distinguish between civil actions and civil appeals.

With regard to criminal legal aid applications, Rule 13A of the Legal Aid in Criminal Cases Rules (LACCR) (Cap. 221D) empowers the Director of Legal Aid, on applications for criminal appeals to the Court of Final Appeal, to refer the application to a panel lawyer to give an opinion on any question of law arising out of the application.

Between 2011 and 2013, the Department has not instructed any private practitioners to give opinion on applications for intended appeal to the Court of Final Appeal. The number of applications for criminal appeals to the Court of Final Appeal and the percentage of cases where legal aid was ultimately refused on merits in the same period are set out in the table below –

Year	No. of applications for appeals to the Court of Final Appeal	No. of cases ultimately refused on merits	Percentage of cases refused
2011	98	78	80%
2012	125	100	80%
2013	145	120	83%

CONTROLLING OFFICER'S REPLY**S-HAB19****(Question Serial No. S0100)**

Head: (95) Leisure and Cultural Services Department

Subhead (No. & title): (-) Not Specified

Programme: (5) Public Libraries

Controlling Officer: Director of Leisure and Cultural Services (Mrs. Betty FUNG)

Director of Bureau: Secretary for Home Affairs

Question:

With regard to the public library services of the Leisure and Cultural Services Department, please inform the Committee of the following:

- What were the respective numbers of loans of the Chinese and English books of public libraries in each of the past three years?
- What were the staff establishment and related expenditure for the provision of lending services in public libraries in each of the past three years?
- How much did the Administration pay for the copyrights of music and video materials in each of the past three years?

Asked by: Hon. MA Fung-kwok

Reply:

- The number of loans of Chinese and English books of the Hong Kong Public Libraries (HKPL) in the past three years is tabulated below:

	2011-12	2012-13	2013-14
Chinese Books	43 639 867	40 669 058	40 825 449
English Books	11 642 414	11 746 429	12 110 421
Total	55 282 281	52 415 487	52 935 870

- The HKPL is composed of a network of 67 static libraries and ten mobile libraries, which are in turn supported centrally by various functional units such as the Technical Processing Unit, Computer Unit and Extension Activities Unit. The staffing and related expenditure for the provision of public library services is therefore accounted on a collective basis and no breakdown for the provision of lending services only can be provided. The staff establishment and related expenditure for providing library services under Programme (5): Public Libraries in the past three years are provided in the table below.

	2011-12	2012-13	2013-14 (Estimated)
Total number of staff establishment*	894	1 128	1 198
Total expenditure (\$ million)	303.26	340.66	380.86

* As at 1 April of 2011, 2012 and 2013 respectively

- (c) The HKPL enters into contracts with suppliers of audio-visual materials under which the HKPL is granted the right or licence to provide reading, listening and viewing services of such materials at designated libraries as well as the right to lend audio materials to any third party. Apart from paying contractual fees to the suppliers, the HKPL is not required to pay extra charge for the provision of the above-mentioned services on a loan basis since the suppliers are bound by the contracts to ensure that the audio-visual materials supplied to the public libraries can be used without any restriction.

The HKPL pays royalties/licence fees to the registered licensing bodies for the public performance of music and background music during events held in the libraries and the hiring units of the Hong Kong Central Library, as well as the showing and playing of music works at the individual workstations of public libraries. The total amount of royalties/licence fee paid by the HKPL to the relevant licensing bodies in the past three years is \$175,945 (2013-14), \$170,438 (2012-13) and \$168,075 (2011-12) respectively.

CONTROLLING OFFICER'S REPLY

S-HAB20

(Question Serial No. S0110)

Head: (95) Leisure and Cultural Services Department
Subhead (No. & title): (-) Not Specified
Programme: (5) Public Libraries
Controlling Officer: Director of Leisure and Cultural Services (Mrs. Betty FUNG)
Director of Bureau: Secretary for Home Affairs

Question (Member Question No.):

In Reply Serial No. HAB217, the Administration only provided a breakdown by adult and children type, and indicated that information by classification and statistics on usage were not readily available from the computer system instantly. As a follow-up, can the Administration provide these information later?

On the other hand, I have noticed that among the Chinese books for adult lending, except for the publications of the Hong Kong Examinations and Assessment Authority, the remaining seven items on the list are books written by local novelists and around 200 copies were acquired for each title. Many authors are worried that the acquisition of a large quantity of copies by libraries may affect their income and, in the long run, it will have an impact on the promotion of creative writing and the local publishing industry. In fact, there is a growing public awareness of the importance to protect intellectual property rights. Authors should be recognised and reasonably rewarded for their efforts. Many stakeholders have repeatedly reflected to me and the Department that there is no such concept of public lending right in Hong Kong. Provided that library services are not affected, will the Department conduct a feasibility study on and consider the introduction of “public lending right”?

Asked by: Hon. MA Fung-kwok

Reply:

Other than the list of the top ten Chinese and English titles acquired in 2013-14 for the adult and junior library collection of the Hong Kong Public Libraries (HKPL) submitted earlier, the Leisure and Cultural Services Department will provide the most acquired top ten titles by classification for adult and children books in 2013-14 in around two weeks' time^{Note}. However, the corresponding loan figures for these books in a particular year are not available in HKPL's computer system which is designed to capture cumulative loan statistics since the purchase of the books.

The HKPL follows the principles laid down in the UNESCO Public Library Manifesto in developing a diversified library collection to meet the community's needs for information and research, to support continuous education and profitable use of leisure, and to promote literary arts. In 2013, the HKPL organised over 20 000 extension activities throughout the territory to promote reading and literature including the works of the local authors. As libraries and authors are partners in promoting creative works and knowledge, public libraries help enhance the public's knowledge of and interest in local authors and their works.

^{Note} The most acquired top ten English and Chinese titles by classification for the adult and junior lending collection in 2013-14 are provided on 27 May 2014. Please refer to Annex for details.

Public lending right (PLR) is a controversial issue internationally. At present, the guidelines promulgated by the International Federation of Library Associations and Institutions (IFLA) do not require the adoption of a PLR system and there is no consensus among public libraries internationally whether such a system should be adopted. While the PLR system is adopted in some western countries, such system is absent in the whole of Asia and countries like the United States. It should be noted that IFLA considers the argument that the provision of copyright works by public libraries for free lending detracts from primary sales is unproven.

We share IFLA's core values that the provision of free and equitable access to information by public libraries should not be affected or restricted. The HKPL will continue to provide free public lending service and a platform for free cultural exchange and free access to information. On the PLR issue, we will keep in view of the international developments in considering the way forward.

**Hong Kong Public Libraries
Most Acquired Top Ten Titles for Lending
(Financial Year 2013-14)**

A. English Books for Adult Lending

The titles listed below are purchased during the period April 2013 to March 2014, the use count of which depends on when the item is put in circulation after it is processed. For items whose use count is “NA”, they are under processing at the time when preparing this report and hence the figures are not available.

Table A1 (Computer Science, Information and General Works)

Titles of the top ten books in terms of copies acquired in 2013-14				
Item	Title	Author	Total number of copies acquired	Cumulative Use Count # as at 18 March 2014
1	Microsoft Windows 8 in simple steps.	Joli Ballew	80	735
2	Windows 8 in easy steps.	Nick Vandome	60	538
3-5	Blogging & tweeting without getting sued : a global guide to the law for anyone writing online.	Mark Pearson	35	58
	Learn something new every day : 365 facts to fulfill your life.	Kee Malesky	35	106
	The art of living joyfully : how to be happier every day of the year.	Compiled by Allen Klein	35	154
6-7	Every child ready for school : helping adults inspire young children to learn.	Dorothy Stoltz, Elaine M. Czarnecki, Connie Wilson	32	16
	More show me how : everything we couldn't fit in the first book instructions for life from the everyday to the exotic.	Derek Fagerstrom, Lauren Smith & the Show Me team	32	178
8	Teach yourself visually Office 2013.	Elaine Marmel	31	248
9-10	Brilliant Microsoft Excel 2013.	Steve Johnson	30	229
	Brilliant Microsoft Office 2013.	Steve Johnson	30	189
	Brilliant Microsoft PowerPoint 2013.	Steve Johnson	30	97
	Brilliant Microsoft Word 2013.	Steve Johnson	30	135
	Excel 2013 : the missing manual.	Matthew MacDonald	30	112
	Getting to No. 1 on Google in simple steps.	David Amerland	30	219

Titles of the top ten books in terms of copies acquired in 2013-14

Item	Title	Author	Total number of copies acquired	Cumulative Use Count # as at 18 March 2014
9-10	Microsoft Excel 2013 inside out.	Mark Dodge, Craig Stinson	30	33
	Microsoft Office inside out : 2013 edition.	Ed Bott, Carl Siechert	30	95
	Microsoft Word 2013 quicksteps.	Marty Matthews, Carole B. Matthews	30	21
	Office 2013 for dummies.	Wallace Wang	30	6

Remark:

A total of 18 titles are included.

The use count figure (#) for the above copies is the cumulative loan statistics generated by the Hong Kong Public Libraries' computer system on 18 March 2014.

Table A2 (Philosophy & Psychology)

Titles of the top ten books in terms of copies acquired in 2013-14				
Item	Title	Author	Total number of copies acquired	Cumulative Use Count # as at 18 March 2014
1	David and Goliath : underdogs, misfits, and the art of battling giants.	Malcolm Gladwell	80	25
2	The case against perfection : ethics in the age of genetic engineering.	Michael J. Sandel	40	171
3	The rules of life : a personal code for living a better, happier, more successful kind of life.	Richard Templar	35	376
4-7	Healing the angry brain : how understanding the way your brain works can help you control anger & aggression.	Ronald Potter-Efron	30	84
	Pursuing the good life : 100 reflections on positive psychology.	Christopher Peterson	30	263
	Thinking, fast and slow.	Daniel Kahneman	30	258
	To sell is human : the surprising truth about moving others.	Daniel H. Pink	30	204
8	Psychology : 50 ideas you really need to know.	Adrian Furnham	28	152
9-10	The everything guide to self-esteem : build your confidence, set goals that work, and learn to love yourself.	Nanette Burton Mongelluzzo.	25	142
	The myths of happiness : what should make you happy but doesn't, what shouldn't make you happy but does.	Sonja Lyubomirsky	25	95

Remark:

A total of ten titles are included.

The use count figure (#) for the above copies is the cumulative loan statistics generated by the Hong Kong Public Libraries' computer system on 18 March 2014.

Table A3 (Religion)

Titles of the top ten books in terms of copies acquired in 2013-14				
Item	Title	Author	Total number of copies acquired	Cumulative Use Count # as at 18 March 2014
1	Unstoppable : the incredible power of faith in action.	Nick Vujicic	82	729
2	Limitless devotions for a ridiculously good life.	Nick Vujicic	78	1
3	30 days to taming your emotions.	Deborah Smith Pegues	25	90
4	Boundaries : when to say yes, how to say no to take control of your life.	Henry Cloud & John Townsend	24	6
5	The God delusion.	Richard Dawkins	19	137
6-8	Making good habits, breaking bad habits : 14 new behaviors that will energize your life.	Joyce Meyer	15	116
	Six ways to keep the "good" in your boy.	Dannah Gresh	15	44
	Six ways to keep the "little" in your girl.	Dannah Gresh	15	50
9-10	Mother Teresa : an authorized biography.	Kathryn Spink	14	4
	Religion for atheists : a non-believer's guide to the uses of religion.	Alain de Botton	14	91

Remark:

A total of ten titles are included.

The use count figure (#) for the above copies is the cumulative loan statistics generated by the Hong Kong Public Libraries' computer system on 18 March 2014.

Table A4 (Social Sciences)

Titles of the top ten books in terms of copies acquired in 2013-14				
Item	Title	Author	Total number of copies acquired	Cumulative Use Count # as at 18 March 2014
1-3	Hong Kong Diploma of Secondary Education Examination. English language.	Hong Kong Examinations and Assessment Authority	209	663
	Hong Kong Diploma of Secondary Education Examination. Liberal studies.	ditto	209	684
	Hong Kong Diploma of Secondary Education Examination. Mathematics (compulsory part).	ditto	209	897
4-10	Hong Kong Diploma of Secondary Education Examination. Biology.	ditto	172	672
	Hong Kong Diploma of Secondary Education Examination. Business, accounting and financial studies.	ditto	172	572
	Hong Kong Diploma of Secondary Education Examination. Chemistry.	ditto	172	690
	Hong Kong Diploma of Secondary Education Examination. Combined science.	ditto	172	369
	Hong Kong Diploma of Secondary Education Examination. Design and applied technology.	ditto	172	33
	Hong Kong Diploma of Secondary Education Examination. Economics.	ditto	172	622
	Hong Kong Diploma of Secondary Education Examination. Ethics and religious studies.	ditto	172	58
	Hong Kong Diploma of Secondary Education Examination. Geography.	ditto	172	416
	Hong Kong Diploma of Secondary Education Examination. Health management and social care.	ditto	172	59
	Hong Kong Diploma of Secondary Education Examination. History.	ditto	172	294
	Hong Kong Diploma of Secondary Education Examination. Information and communication technology.	ditto	172	351

Titles of the top ten books in terms of copies acquired in 2013-14

Item	Title	Author	Total number of copies acquired	Cumulative Use Count # as at 18 March 2014
4-10	Hong Kong Diploma of Secondary Education Examination. Integrated science.	ditto	172	196
	Hong Kong Diploma of Secondary Education Examination. Literature in English.	ditto	172	208
	Hong Kong Diploma of Secondary Education Examination. Mathematics (extended part).	ditto	172	660
	Hong Kong Diploma of Secondary Education Examination. Music.	ditto	172	74
	Hong Kong Diploma of Secondary Education Examination. Physical education.	ditto	172	58
	Hong Kong Diploma of Secondary Education Examination. Physics.	ditto	172	669
	Hong Kong Diploma of Secondary Education Examination. Technology and living.	ditto	172	55
	Hong Kong Diploma of Secondary Education Examination. Tourism and hospitality studies.	ditto	172	82
	Hong Kong Diploma of Secondary Education Examination. Visual arts.	ditto	172	122

Remark:

A total of 23 titles are included.

The use count figure (#) for the above copies is the cumulative loan statistics generated by the Hong Kong Public Libraries' computer system on 18 March 2014.

Table A5 (Language)

Titles of the top ten books in terms of copies acquired in 2013-14				
Item	Title	Author	Total number of copies acquired	Cumulative Use Count # as at 18 March 2014
1	Mandarin Chinese 101 : a comprehensive self-study Putonghua course for beginners.	Jane H. Y. Lo	79	18
2	Cambridge IELTS. 9 : authentic examination papers from Cambridge ESOL.	Cambridge University Press	69	2
3	Fast Spanish with Elisabeth Smith.	Elisabeth Smith	60	247
4-7	German in three months.	Sigrid-B. Martin	40	341
	The art of styling sentences.	Ann Longknife, K.D. Sullivan	40	204
	The Penguin French phrasebook.	Jill Norman, Henri Orteu, Silva de Benedictis	40	211
	The Penguin German phrasebook.	Jill Norman, Ute Hitchin, Renata Henkes	40	130
8-9	Perfect your French.	Jean-Claude Arragon	39	321
	Perfect your German.	Paul Coggle and Heiner Schenke	39	299
10	Barron's TOEFL iBT : internet-based test.	Pamela J. Sharpe	30	67
	Berlitz Cantonese Chinese phrase book & dictionary.	-	30	136
	Collins Webster's easy learning French idioms.	Editor: Gaelle Amiot-Cadey	30	NA
	Collins Webster's easy learning Spanish idioms.	Editor: Gaelle Amiot-Cadey	30	NA
	Essential Japanese grammar : a comprehensive guide to contemporary usage.	Masahiro Tanimori, Eriko Sato	30	NA
	Grammar for grown-ups : a straightforward guide to good English.	Katherine Fry & Rowena Kirton	30	144
	The Penguin Italian phrasebook.	Jill Norman	30	89
	The Penguin Spanish phrasebook.	Jill Norman	30	149

Remark:

A total of 17 titles are included.

The use count figure (#) for the above copies is the cumulative loan statistics generated by the Hong Kong Public Libraries' computer system on 18 March 2014.

Table A6 (Science)

Titles of the top ten books in terms of copies acquired in 2013-14				
Item	Title	Author	Total number of copies acquired	Cumulative Use Count # as at 18 March 2014
1	The star book : how to understand astronomy.	Peter Grego	72	198
2	Get a grip on physics.	John Gribbin	36	182
3	Planet Earth : a beginner's guide.	John Gribbin with Mary Gribbin	35	63
4-7	College physics : with an integrated approach to forces and kinematics.	Alan Giambattista, Betty McCarthy Richardson, Robert C. Richardson	30	267
	Collins night sky & starfinder.	Storm Dunlop and Wil Tirion	30	79
	Patrick Moore's Astronomy.	Patrick Moore	30	75
	Solar system : a visual exploration of the planets, moons, and other heavenly bodies that orbit our sun.	Marcus Chown	30	127
8	Extraordinary weather : wonders of the atmosphere from dust storms to lighting strikes.	Richard Hamblyn	29	55
9-10	Exploring the solar system.	Peter Bond	26	73
	Hubble : imaging space and time.	David Devorkin & Robert W. Smith	26	41

Remark:

A total of ten titles are included.

The use count figure (#) for the above copies is the cumulative loan statistics generated by the Hong Kong Public Libraries' computer system on 18 March 2014.

Table A7 (Technology)

Titles of the top ten books in terms of copies acquired in 2013-14				
Item	Title	Author	Total number of copies acquired	Cumulative Use Count # as at 18 March 2014
1	Growing your own food in Hong Kong.	Arthur van Langenberg	60	337
2-3	Seasons at Rachel's kitchen : 四季廚房.	Rachel Yau	42	207
	Until I say good-bye : my year of living with joy.	Susan Spencer-Wendel ; with Bret Witter	42	163
4	Frank Wood's book-keeping and accounts.	Frank Wood and Sheila Robinson	40	242
5	I, Steve : Steve Jobs, in his own words.	Edited by George Beahm	39	140
6	Emotional intelligence for sales success : connect with customers and get results.	Colleen Stanley	38	113
7-10	AAT study text. Paper 1, Accounting and computerized accounts.	Francis K.C. Chan, Chris K.C. Cheng	36	421
	AAT study text. Paper 3, Management accounting.	Yeung Chi Hung and Joyce L.H. Wang	36	269
	Auditing and information systems.	Lisa S.K. Wong, Teresa M.H. Ho	36	6
	Financial accounting.	Patrick P.H. Ng, Morris Y.M. Kwok, Zoe N.Y. Chan	36	8
	Management accounting and finance.	Pauline H.Y. Ho, Joseph S.W. Yau	36	15

Remark:

A total of 11 titles are included.

The use count figure (#) for the above copies is the cumulative loan statistics generated by the Hong Kong Public Libraries' computer system on 18 March 2014.

Table A8 (Arts & Recreation)

Titles of the top ten books in terms of copies acquired in 2013-14				
Item	Title	Author	Total number of copies acquired	Cumulative Use Count # as at 18 March 2014
1	One planet : inspirational travel photography from around the world.	-	59	155
2	Hong Kong style 香港風格.	Mathias Woo 胡恩威	38	330
3-5	Mile markers : the 26.2 most important reasons why women run.	Kristin Armstrong	30	53
	Social dance : steps to success.	Judy Patterson Wright	30	65
	The story of art.	E.H. Gombrich	30	4
6	50 art ideas you really need to know.	Susie Hodge	28	149
7	Small god, big city : earth god shrines in urban Hong Kong 繁華都市小小神 : 香港市區中的土地神位	Michael Wolf	27	52
8-9	Halloween origami.	Nick Robinson	25	37
	National Geographic image collection.	-	25	139
10	Colour : a workshop for artists and designers.	David Hornung	24	45
	Patterns of living : Hong Kong's high-rise communities 設計生活模式 : 香港高樓社區.	Hilary French & Yanki Lee 希拉里·弗蘭徹及李欣琪	24	68
	Steven Spielberg : a retrospective.	Richard Schickel	24	54
	The office idea book : creative solutions that work.	Judy Shepard	24	42

Remark:

A total of 13 titles are included.

The use count figure (#) for the above copies is the cumulative loan statistics generated by the Hong Kong Public Libraries' computer system on 18 March 2014.

Table A9 (Literature)

Titles of the top ten books in terms of copies acquired in 2013-14				
Item	Title	Author	Total number of copies acquired	Cumulative Use Count # as at 18 March 2014
1	The words of our time : speeches that made a difference 2001-2011.	John Shosky	31	121
2-3	500 letters for difficult situations : easy-to-use templates for challenging communications.	Corey Sandler and Janice Keefe	30	155
	Essay writing skills : essential techniques to gain top marks.	Jacqueline Connelly and Patrick Forsyth	30	89
4-5	Make a great speech.	Jackie Arnold	25	51
	Power verbs for presenters : hundreds of verbs and phrases to pump up your speeches and presentations.	Michael Lawrence Faulkner, with Michelle Faulkner-Lunsford	25	7
6	Best man best speech : how to be the best best man.	Dominic Bliss	20	33
7-10	Guide to writing wedding speeches : the easy way.	Roland Gardner	15	NA
	Microstyle : the art of writing little.	Christopher Johnson	15	62
	Smart talk : the public speaker's guide to success in every situation.	Lisa B. Marshall	15	59
	The zombie survival guide : complete protection from the living dead.	Max Brooks	15	20

Remark:

A total of ten titles are included.

The use count figure (#) for the above copies is the cumulative loan statistics generated by the Hong Kong Public Libraries' computer system on 18 March 2014.

Table A10 (History & Geography)

Titles of the top ten books in terms of copies acquired in 2013-14				
Item	Title	Author	Total number of copies acquired	Cumulative Use Count # as at 18 March 2014
1	A stroll through colonial Hong Kong.	Trea Wiltshire	74	440
2	Hong Kong remembered.	Fergal Keane	70	345
3	Lonely Planet's best in travel 2013 : the best trends, destinations, journeys & experiences for the upcoming year.	-	69	473
4	Argo : how the CIA and Hollywood pulled off the most audacious rescue in history.	Antonio J. Mendez and Matt Baglio	58	349
5	Lonely Planet discover Great Britain.	-	41	3
6-7	Lonely Planet Paris.	-	40	219
	Lonely Planet Sydney.	-	40	244
8-9	Lonely Planet Beijing.	-	39	28
	Lonely Planet Shanghai.	-	39	23
10	Lonely Planet Malaysia, Singapore & Brunei.	-	34	21

Remark:

A total of ten titles are included.

The use count figure (#) for the above copies is the cumulative loan statistics generated by the Hong Kong Public Libraries' computer system on 18 March 2014.

Table A11 (Fiction)

Titles of the top ten books in terms of copies acquired in 2013-14				
Item	Title	Author	Total number of copies acquired	Cumulative Use Count # as at 18 March 2014
1	The five people you meet in heaven.	Mitch Albom	90	699
2	Inferno : a novel.	Dan Brown	86	864
3	And the mountains echoed.	Khaled Hosseini	81	475
4	Les Miserables.	Victor Hugo	70	603
5	For one more day.	Mitch Albom	60	450
6-7	Best kept secret.	Jeffrey Archer	50	453
	Life of Pi.	Yann Martel	50	399
8	The storyteller : a novel.	Jodi Picoult	42	392
9-10	The devil wears Prada.	Lauren Weisberger	40	213
	Wedding night : a novel.	Sophie Kinsella	40	410

Remark:

A total of ten titles are included.

The use count figure (#) for the above copies is the cumulative loan statistics generated by the Hong Kong Public Libraries' computer system on 18 March 2014.

B. Chinese Books for Adult Lending

The titles listed below are purchased during the period April 2013 to March 2014, the use count of which depends on when the item is put in circulation after it is processed. For items whose use count is "NA", they are under processing at the time when preparing this report and hence the figures are not available.

Table B1 (General Works)

Titles of the top ten books in terms of copies acquired in 2013-14				
Item	Title	Author	Total number of copies acquired	Cumulative Use Count # as at 18 March 2014
1	寰宇	Joel Levy	88	419
2	讀書有時. 2, 二〇一二年香港文學書評精選	鄭政恆	74	94
3	通識詞典. 7	周博研	72	32
4-5	聽哈佛教授講經典. 上	W.A. Neilson	57	343
	聽哈佛教授講經典. 下	W.A. Neilson	57	230
6	小學生 100 分筆記術：養成書寫力, 打造孩子的學習力	親野智可	53	38
7	萌譯★論語	福田晃市	51	173
8	卓飛.UFO	卓飛	50	366
9	激盪創意、啟發思考的 99 個問答：風靡德國的冠軍知識書	郎伽.優哥希瓦	47	274
10	文明之謎	黃易	40	287

Remark:

A total of ten titles are included.

The use count figure (#) for the above copies is the cumulative loan statistics generated by the Hong Kong Public Libraries' computer system on 18 March 2014.

Table B2 (Philosophy)

Titles of the top ten books in terms of copies acquired in 2013-14				
Item	Title	Author	Total number of copies acquired	Cumulative Use Count # as at 18 March 2014
1	通識中國哲學	楊國榮, 溫帶維	132	919
2	思想之鑰 60 題	李怡	125	501
3	李天命的思考藝術	李天命	111	901
4-6	一定有辦法	葛雋	103	967
	行為的藝術 : 52 個非受迫性行為偏誤	魯爾夫.杜伯里	103	741
	活好當下	李焯芬	103	707
7	哲道行者	李天命	93	790
8	柯維經典語錄 : 18 個關鍵原則, 創造成功人生	史蒂芬.柯維	88	45
9-10	自信心理 T.E.A. : 張慧慈卓越心理學	張慧慈	86	232
	見工面試必勝天書	孔碧儀	86	258

Remark:

A total of ten titles are included.

The use count figure (#) for the above copies is the cumulative loan statistics generated by the Hong Kong Public Libraries' computer system on 18 March 2014.

Table B3 (Religion)

Titles of the top ten books in terms of copies acquired in 2013-14				
Item	Title	Author	Total number of copies acquired	Cumulative Use Count # as at 18 March 2014
1	建築師妙手旺宅	蔣匡文	88	NA
2	百子千孫之嫁娶	玄一言	85	570
3	靈異雪梅：異境秘傳小品超短篇	雲海	84	811
4	香港大靈異. 二集	陳雲	80	1 000
5	觀掌知心. 掌丘掌紋篇	蘇民峰	78	12
6	魂遊全港	潘紹聰	77	518
7-8	恐怖電郵	「恐怖電郵」 聽眾	76	896
	靈異月桂：異境謎途小品超短篇	雲海	76	1 190
9	觀掌知心. 掌紋續篇	蘇民峰	75	NA
10	四種愛：親愛.友愛.情愛.大愛	C. S. Lewis	74	468

Remark:

A total of ten titles are included.

The use count figure (#) for the above copies is the cumulative loan statistics generated by the Hong Kong Public Libraries' computer system on 18 March 2014.

Table B4 (Pure Science)

Titles of the top ten books in terms of copies acquired in 2013-14				
Item	Title	Author	Total number of copies acquired	Cumulative Use Count # as at 18 March 2014
1	中老年人快樂學 iPad	文淵閣工作室	102	1 018
2	Windows 8 非常 easy	施威銘研究室	95	1 571
3	倉頡拆碼《隨手查》	再生編輯部	92	592
4	香港世界地質公園：地質公園導賞員手冊	歐麗梅, 賀貞意, 李美霞	91	398
5	倉頡輸入《隨手查》	再生編輯部	90	562
6	Windows 8：讓您在生活與職場上, 都能運用自如	李慶宗	88	1 694
7-8	Windows 8 快速上手, 一點就通	徐子健	87	1 626
	Windows 8 重灌優化改造頂級攻略	ITWalker	87	1 475
9	iPad mini iPad 4 使用手冊	施威銘研究室	86	727
10	Office 2013 實戰技：為上班族. 公務機關寫的範例書	王仲麒	85	758

Remark:

A total of ten titles are included.

The use count figure (#) for the above copies is the cumulative loan statistics generated by the Hong Kong Public Libraries' computer system on 18 March 2014.

Table B5 (Applied Science)

Titles of the top ten books in terms of copies acquired in 2013-14				
Item	Title	Author	Total number of copies acquired	Cumulative Use Count # as at 18 March 2014
1	嚴浩特選秘方集. 4	嚴浩	164	1 459
2-3	金牌小菜王	黃麗, 李慧君, 胡月英, 盧惠珍, 陳麗文	130	1 686
	金牌靚湯王: 經典湯 938 款 創意湯 188 款 有營湯 188 款	吳洵, 李慧君, 胡月英, 盧惠珍, 陳麗文	130	1 660
4	東京名店主廚. 隱藏版食譜: 62 道 Menu 上找不到的熟客菜	TBS テレビ「噂の! 東京マガジン」製作スタッフ	125	626
5	我愛非洲紫羅蘭	高維江	124	636
6-7	分步詳解經典粵菜	江獻珠	123	696
	共融你我他: 跨越自閉症、讀寫障礙、過度活躍及專注力不足	趙少寧	123	542
8	家饌. 6	江獻珠	122	1 110
9	對症辨謬. 4, 補腦因子寧神養生	顧小培	111	956
10	對症辨謬. 3, 激活酵素除慢性病	顧小培	110	1 383

Remark:

A total of ten titles are included.

The use count figure (#) for the above copies is the cumulative loan statistics generated by the Hong Kong Public Libraries' computer system on 18 March 2014.

Table B6 (Social Sciences)

Titles of the top ten books in terms of copies acquired in 2013-14				
Item	Title	Author	Total number of copies acquired	Cumulative Use Count # as at 18 March 2014
1-3	香港中學文憑考試考試報告及試題專輯. 中國語文	香港考試及評核局	209	891
	香港中學文憑考試考試報告及試題專輯. 通識教育	香港考試及評核局	209	898
	香港中學文憑考試考試報告及試題專輯. 數學(必修部分)	香港考試及評核局	209	880
4	怪獸家長. 3, 零感世代	屈穎妍	194	2 836
5-10	香港中學文憑考試考試報告及試題專輯. 中國文學	香港考試及評核局	172	308
	香港中學文憑考試考試報告及試題專輯. 中國歷史	香港考試及評核局	172	486
	香港中學文憑考試考試報告及試題專輯. 化學	香港考試及評核局	172	492
	香港中學文憑考試考試報告及試題專輯. 生物	香港考試及評核局	172	541
	香港中學文憑考試考試報告及試題專輯. 地理	香港考試及評核局	172	467
	香港中學文憑考試考試報告及試題專輯. 音樂	香港考試及評核局	172	52
	香港中學文憑考試考試報告及試題專輯. 倫理與宗教	香港考試及評核局	172	108
	香港中學文憑考試考試報告及試題專輯. 健康管理與社會關懷	香港考試及評核局	172	149
	香港中學文憑考試考試報告及試題專輯. 組合科學	香港考試及評核局	172	266
	香港中學文憑考試考試報告及試題專輯. 設計與應用科技	香港考試及評核局	172	48
	香港中學文憑考試考試報告及試題專輯. 視覺藝術	香港考試及評核局	172	188
	香港中學文憑考試考試報告及試題專輯. 資訊及通訊科技	香港考試及評核局	172	245
	香港中學文憑考試考試報告及試題專輯. 綜合科學	香港考試及評核局	172	132
	香港中學文憑考試考試報告及試題專輯. 歷史	香港考試及評核局	172	347

Titles of the top ten books in terms of copies acquired in 2013-14				
Item	Title	Author	Total number of copies acquired	Cumulative Use Count # as at 18 March 2014
5-10	香港中學文憑考試考試報告及試題專輯. 體育	香港考試及評核局	172	89
	香港中學文憑考試考試報告及試題專輯. 企業, 會計與財務概論	香港考試及評核局	172	421
	香港中學文憑考試考試報告及試題專輯. 物理	香港考試及評核局	172	416
	香港中學文憑考試考試報告及試題專輯. 科技與生活	香港考試及評核局	172	64
	香港中學文憑考試考試報告及試題專輯. 旅遊與款待	香港考試及評核局	172	261
	香港中學文憑考試考試報告及試題專輯. 經濟	香港考試及評核局	172	544
	香港中學文憑考試考試報告及試題專輯. 數學(延伸部分)	香港考試及評核局	172	450

Remark:

A total of 25 titles are included.

The use count figure (#) for the above copies is the cumulative loan statistics generated by the Hong Kong Public Libraries' computer system on 18 March 2014.

Table B7 (Chinese History & Geography)

Titles of the top ten books in terms of copies acquired in 2013-14				
Item	Title	Author	Total number of copies acquired	Cumulative Use Count # as at 18 March 2014
1-3	上海七寶+朱家角+上海近郊：食玩買終極天書	傅焯晞	151	216
	北京.萬里長城+天津食玩買終極天書	謝秀富	151	1 509
	台北+近郊 高鐵遊：食玩買終極天書	張振邦, 傅焯晞	151	555
4	台南 台中+南投 雲林 彰化 苗栗 嘉義：食玩買終極天書	謝秀富	150	2 406
5-6	台北+近郊 高鐵遊：食玩買終極天書	謝秀富	125	1 936
	海南 三亞+全島遊：食玩買終極天書	謝秀富	125	1 701
7	墾丁 高雄 澎湖、東部遊：食玩買終極天書	張振邦	124	1 983
8	台中 台南 花蓮達人天書	Travis Hui	122	1 309
9	Via 跳島小旅行：Via 推薦非去不可的 100 個離島小祕境	Via	121	1 107
10	出境遊指南. 中國 廣東：廣州 深圳：佛山 中山 珠海 肇慶 江門 韶關 惠州 東莞	孫啟元	120	1 625
	旅遊通. 中國 廣東：廣州 深圳：佛山 中山 珠海 肇慶 江門 韶關 惠州 東莞	孫啟元	120	1 643

Remark:

A total of 11 titles are included.

The use count figure (#) for the above copies is the cumulative loan statistics generated by the Hong Kong Public Libraries' computer system on 18 March 2014.

Table B8 (History & Geography)

Titles of the top ten books in terms of copies acquired in 2013-14				
Item	Title	Author	Total number of copies acquired	Cumulative Use Count # as at 18 March 2014
1-4	沖繩食玩買終極天書	陳小敏	155	NA
	京都 大阪+神戶 奈良 滋賀食玩買終極天書	鄭秀富	155	2
	東京郊區食玩買終極天書：綠色生活全體驗	謝芳芳	155	3
	蘇梅+帕安島 龜島食玩買終極天書	張振邦, 周綽兒	155	NA
5-10	澳門+珠海 中山 珠三角全境遊：食玩買終極天書	謝秀富	151	634
	日本中部：名古屋 金沢 高山 白川鄉：食玩買終極天書	陳小敏	151	140
	日本中部：名古屋 金沢 高山 白川鄉食玩買終極天書	鄭偉	151	1 574
	北海道食玩買終極天書	鄭偉	151	2 006
	北海道食玩買終極天書	長空出版有限公司編輯部	151	167
	四國 香川 德島 高知 愛媛 食玩買終極天書	鄭偉	151	959
	京都 大阪+神戶 奈良 滋賀 食玩買終極天書	謝秀富	151	1 258
	東京食玩買終極天書	鄭偉	151	710
	首爾+濟州 釜山 全境遊：食玩買終極天書	謝秀富	151	84
	馬來西亞.東西馬全境遊：食玩買終極天書	張振邦	151	1 686
	曼谷+芭堤雅 華欣 沙美島：食玩買終極天書	謝秀富	151	199
	曼谷+芭堤雅 華欣 沙美島食玩買終極天書	鄭偉	151	1 562
	新加坡+聖淘沙 民丹島 新山食玩買終極天書	張振邦	151	1 913
	關島：食玩買終極天書	鄭偉	151	430

Remark:

A total of 18 titles are included.

The use count figure (#) for the above copies is the cumulative loan statistics generated by the Hong Kong Public Libraries' computer system on 18 March 2014.

Table B9 (Language & Literature)

Titles of the top ten books in terms of copies acquired in 2013-14				
Item	Title	Author	Total number of copies acquired	Cumulative Use Count # as at 18 March 2014
1	致我們心底已死的愛情	鄭梓靈	195	738
2	最幸福的一種壞	張小嫻	189	1 596
3	向前走, 不回頭	亦舒	184	2 489
4	五星級男人的滋補腰骨	陶傑	159	1 204
5	傳媒中文寫作	賴蘭香	157	1 148
6-7	如果我可以許一個願望	幾米	133	1 428
	並不很久很久以前	幾米	133	1 164
8-10	絕頂女人德育調教課	陶傑	128	1 855
	蔡瀾索到的女人美味	蔡瀾	128	2 259
	蔡瀾眼中好吃的女人	蔡瀾	128	1 763

Remark:

A total of ten titles are included.

The use count figure (#) for the above copies is the cumulative loan statistics generated by the Hong Kong Public Libraries' computer system on 18 March 2014.

Table B10 (Arts & Recreation)

Titles of the top ten books in terms of copies acquired in 2013-14				
Item	Title	Author	Total number of copies acquired	Cumulative Use Count # as at 18 March 2014
1	名偵探柯南. 特別篇. 第 37 冊	青山剛昌	185	2 062
2	名偵探柯南. 特別篇. 第 38 冊	青山剛昌	182	497
3-6	魔術快斗. 1	青山剛昌	134	1 829
	魔術快斗. 2	青山剛昌	134	1 797
	魔術快斗. 3	青山剛昌	134	1 789
	魔術快斗. 4	青山剛昌	134	1 846
7	打份工啫!: 金飯碗版	梁進	132	1 898
8	我的低能湊 B 之道. 3, 幼兒班篇	馬仔	127	799
9	香港建築百年	陳翠兒, 蔡宏興	126	567
10	香港 300 條行山路線	黃梓莘	124	1 359

Remark:

A total of ten titles are included.

The use count figure (#) for the above copies is the cumulative loan statistics generated by the Hong Kong Public Libraries' computer system on 18 March 2014.

Table B11 (Fiction)

Titles of the top ten books in terms of copies acquired in 2013-14				
Item	Title	Author	Total number of copies acquired	Cumulative Use Count # as at 18 March 2014
1	紅杏與牆	亦舒	204	2 429
2-5	幻	林詠琛	197	3 048
	心碎的聲音	鄭梓靈	197	3 078
	假如我們不是這樣開始	鄭梓靈	197	3 011
	黑、白、許多灰	亦舒	197	76
6-10	日月當空. 卷 15	黃易	195	6
	日月當空. 卷 16	黃易	195	3
	我的世界你永遠不懂	鄭梓靈	195	989
	悠悠我心	亦舒	195	796
	超凡新同學之怪獸出沒事件	桃默	195	926
	像我這樣的幸福女孩	卓瑩	195	927
	原來我可以	卓瑩	195	923
	倔女兒 vs 嚴媽媽	宋詒瑞	195	337

Remark:

A total of 13 titles are included.

The use count figure (#) for the above copies is the cumulative loan statistics generated by the Hong Kong Public Libraries' computer system on 18 March 2014.

C. English Books for Junior Lending

The titles listed below are purchased during the period April 2013 to March 2014, the use count of which depends on when the item is put in circulation after it is processed. For items whose use count is "NA", they are under processing at the time when preparing this report and hence the figures are not available.

Table C1 (Computer Science, Information and General Works)

Titles of the top ten books in terms of copies acquired in 2013-14				
Item	Title	Author	Total number of copies acquired	Cumulative Use Count # as at 18 March 2014
1-3	Boys' miscellany.	Martin Oliver	35	122
	Girls' miscellany.	Lottie Stride	35	136
	What if-- humans were like animals?	Lauren Taylor and Marianne Taylor	35	128
4	Extreme planet: exploring the most extreme stuff on Earth!	Michael Dubois; Katri Hilden	31	374
5-6	Combating computer viruses.	John M. Shea	30	63
	Journey of a book.	John Malam	30	57
7-10	Crop circles.	Jane Bingham	25	61
	Meet my neighbor, the librarian.	Marc Crabtree	25	72
	Mermaids.	Lori Hile	25	60
	The Bermuda triangle.	Jane Bingham	25	66
	The Loch Ness monster.	Lori Hile	25	70

Remark:

A total of 11 titles are included.

The use count figure (#) for the above copies is the cumulative loan statistics generated by the Hong Kong Public Libraries' computer system on 18 March 2014.

Table C2 (Philosophy & Psychology)

Titles of the top ten books in terms of copies acquired in 2013-14				
Item	Title	Author	Total number of copies acquired	Cumulative Use Count # as at 18 March 2014
1-2	Overcoming personal challenges.	Vic Parker	30	73
	The great big book of feelings.	Mary Hoffman	30	107
3-10	Angry.	Isabel Thomas	25	136
	But why can't I?	Sue Graves	25	71
	Caring.	Isabel Thomas	25	135
	Happy.	Isabel Thomas	25	140
	I'm not happy.	Sue Graves	25	90
	Jealous.	Isabel Thomas	25	122
	Proud.	Isabel Thomas	25	130
	Sad.	Isabel Thomas	25	117
	Shy.	Isabel Thomas	25	141
	Worried.	Isabel Thomas	25	124

Remark:

A total of 12 titles are included.

The use count figure (#) for the above copies is the cumulative loan statistics generated by the Hong Kong Public Libraries' computer system on 18 March 2014.

Table C3 (Religion)

Titles of the top ten books in terms of copies acquired in 2013-14				
Item	Title	Author	Total number of copies acquired	Cumulative Use Count # as at 18 March 2014
1	1001 inventions & awesome facts from Muslim civilization.	National Geography Society	21	51
2	Noah's ark: the brick Bible for kids.	Brendan Powell Smith	15	36
3-4	Easter: the passion and Resurrection.	Geraldine Elschner	12	27
	Mother Teresa: humanitarian & advocate for the poor.	Christie R. Ritter	12	55
5-10	Baby's little Bible.	Sarah Toulmin	10	44
	Daniel and the lions.	Katherine Sully	10	NA
	David and Goliath.	Katherine Sully	10	NA
	Joseph's colourful coat.	Katherine Sully	10	NA
	My own little Christmas story.	Christina Goodings	10	NA
	My story time Bible.	Sophie Piper	10	NA
	Noah's ark.	Katherine Sully	10	NA
	Noah's ark.	Lucy Cousins	10	NA
	The child of Christmas.	Sophie Piper	10	NA
	The first Christmas.	Georgie Adams	10	NA
	The fox's tale : the first Christmas.	Nick Butterworth	10	NA
	The Lion classic Bible.	Andrea Skevington	10	34
	The Lion first book of Bible stories.	Lois Rock	10	53
Who is this Jesus? : a hidden picture book.	Lorie Creek	10	26	

Remark:

A total of 18 titles are included.

The use count figure (#) for the above copies is the cumulative loan statistics generated by the Hong Kong Public Libraries' computer system on 18 March 2014.

Table C4 (Social Sciences)

Titles of the top ten books in terms of copies acquired in 2013-14				
Item	Title	Author	Total number of copies acquired	Cumulative Use Count # as at 18 March 2014
1-7	Puss in boots.	Vera Southgate	50	NA
	Sleeping beauty.	Vera Southgate	50	NA
	Snow White and the seven dwarfs.	Vera Southgate	50	NA
	The elves and the shoemaker.	Vera Southgate	50	NA
	The enormous turnip.	Vera Southgate	50	NA
	The magic porridge pot.	Vera Southgate	50	NA
	The princess and the pea.	Vera Southgate	50	NA
8	The boys' book of spycraft : how to be the best secret agent ever.	Martin Oliver	40	98
9	The really groovy story of the Tortoise and the Hare.	Kristyn Crow	35	208
10	World's worst jobs.	Tracey Turner	32	NA

Remark:

A total of ten titles are included.

The use count figure (#) for the above copies is the cumulative loan statistics generated by the Hong Kong Public Libraries' computer system on 18 March 2014.

Table C5 (Language)

Titles of the top ten books in terms of copies acquired in 2013-14				
Item	Title	Author	Total number of copies acquired	Cumulative Use Count # as at 18 March 2014
1-4	123 Sesame Street. 123s.	-	190	2 388
	123 Sesame Street. Animals.	-	190	2 550
	123 Sesame Street. First words.	-	190	2 588
	123 Sesame Street. Opposites.	-	190	2 599
5-7	123 Sesame Street. ABCs.	-	189	2 356
	123 Sesame Street. Colours & shapes.	-	189	2 574
	123 Sesame Street. Things that go.	-	189	2 302
8	Chinese picture dictionary: learn Chinese through realistic scenarios 華語情境圖畫詞典	Mandarin Training Center, National Taiwan Normal University 國立台灣師範大學國語教學中心	103	470
9	Quiet, loud.	Leslie Patricelli	95	682
10	A fairy ballet.	Daisy Meadows	70	NA
	Best friends in Fairyland!	Daisy Meadows	70	NA
	Dr Seuss's ABC.	Dr Seuss	70	65
	Pet fairies to the rescue!	Daisy Meadows	70	NA
	Usborne very first words: animals.	Rosalinde Bonnet	70	295

Remark:

A total of 14 titles are included.

The use count figure (#) for the above copies is the cumulative loan statistics generated by the Hong Kong Public Libraries' computer system on 18 March 2014.

Table C6 (Science)

Titles of the top ten books in terms of copies acquired in 2013-14				
Item	Title	Author	Total number of copies acquired	Cumulative Use Count # as at 18 March 2014
1-2	Fly Guy presents: sharks.	Tedd Arnold	70	139
	Spot counts to 10: a chunky tab book.	Eric Hill	70	113
3	All the colours of Busytown!	Richard Scarry	67	8
4-7	13 planets: the latest view of the solar system.	David A. Aguilar	60	610
	Seasons of the year.	Tracey Steffora	60	378
	Using addition at home.	Tracey Steffora	60	349
	Using subtraction at the park.	Tracey Steffora	60	335
8	Stars & planets.	Mike Goldsmith	59	64
9-10	Maths at the airport.	Tracey Steffora	50	40
	Maths at the hospital.	Tracey Steffora	50	20
	Maths at the shops.	Tracey Steffora	50	17
	Maths at the train station.	Tracey Steffora	50	11
	Maths at the vet's.	Tracey Steffora	50	16
	Maths on the farm.	Tracey Steffora	50	34
	Science: facts at your fingertips.	-	50	81
	The selfish crocodile book of colours.	Faustin Charles	50	12
	Usborne look inside science.	Minna Lacey	50	507

Remark:

A total of 17 titles are included

The use count figure (#) for the above copies is the cumulative loan statistics generated by the Hong Kong Public Libraries' computer system on 18 March 2014.

Table C7 (Technology)

Titles of the top ten books in terms of copies acquired in 2013-14				
Item	Title	Author	Total number of copies acquired	Cumulative Use Count # as at 18 March 2014
1	Usborne look inside your body.	Louie Stowell	40	66
2	Collins my first book of transport.	Ian Graham	35	70
3-6	Bubbles, tub, have a scrub!	Photography by Adam Lawrence	30	164
	My big farm book.	Roger Priddy	30	110
	My big truck book.	Roger Priddy	30	146
	Space.	Nick Hunter	30	174
7-10	Tak Tak & Kar Kar sexuality education series for children: a journey to the Monster Village. Cadabra's love notes 德德家家兒童性教育圖書系列：怪獸村之旅. 誇啦獸的情信.	劉影翠	26	111
	Tak Tak & Kar Kar sexuality education series for children: a journey to the Monster Village. Handymore 德德家家兒童性教育圖書系列：怪獸村之旅. 手多多.	陳可欣	26	164
	Tak Tak & Kar Kar sexuality education series for children: a journey to the Monster Village. Twinkle's little pouch 德德家家兒童性教育圖書系列：怪獸村之旅. 閃靚靚的小袋子.	鄧文婷	26	144
	Tak Tak & Kar Kar sexuality education series for children: a journey to the Monster Village. Wooo & Yeee 德德家家兒童性教育圖書系列：怪獸村之旅. 阿鬆與阿緊.	林慶洲	26	142

Remark:

A total of ten titles are included.

The use count figure (#) for the above copies is the cumulative loan statistics generated by the Hong Kong Public Libraries' computer system on 18 March 2014.

Table C8 (Arts & Recreation)

Titles of the top ten books in terms of copies acquired in 2013-14				
Item	Title	Author	Total number of copies acquired	Cumulative Use Count # as at 18 March 2014
1-5	Dinosaurs in action!	Geronimo Stilton	150	2 123
	The great Ice Age.	Geronimo Stilton	150	2 105
	The weird book machine.	Geronimo Stilton	150	1 964
	We'll always have Paris.	Geronimo Stilton	150	2 145
	Who stole the Mona Lisa?	Geronimo Stilton	150	2 004
6	Play it again, Mozart!	Geronimo Stilton	148	1 948
7-10	Big Nate: game on!	Lincoln Peirce	60	297
	Big Nate: here goes nothing.	Lincoln Peirce	60	394
	Big Nate flips out.	Lincoln Peirce	60	427
	Garfield gets in a pickle.	Jim Davis	60	18
	My laughable life with Garfield: the Jon Arbuckle chronicles.	Jim Davis	60	533

Remark:

A total of 11 titles are included.

The use count figure (#) for the above copies is the cumulative loan statistics generated by the Hong Kong Public Libraries' computer system on 18 March 2014.

Table C9 (Literature)

Titles of the top ten books in terms of copies acquired in 2013-14				
Item	Title	Author	Total number of copies acquired	Cumulative Use Count # as at 18 March 2014
1-3	Dirty beasts.	Roald Dahl	50	213
	Green glass beads: a collection of poems for girls.	Jacqueline Wilson	50	296
	Revolting rhymes.	Roald Dahl	50	162
4-5	100 best poems for children.	Roger McGough	40	62
	Who was Dr. Seuss?	Janet B. Pascal	40	309
6-10	Mad about minibeasts!	Giles Andreae	30	352
	Stardines swim high across the sky and other poems.	Jack Prelutsky	30	29
	The animal antics joke book.	Sean Connolly and Kay Barnham	30	NA
	The funny food joke book.	Sean Connolly and Kay Barnham	30	125
	The Little Golden Book of jokes and riddles.	Peggy Brown	30	65
	The monster fun joke book.	Sean Connolly and Kay Barnham	30	77
	The outer space joke book.	Sean Connolly and Kay Barnham	30	101

Remark:

A total of 12 titles are included.

The use count figure (#) for the above copies is the cumulative loan statistics generated by the Hong Kong Public Libraries' computer system on 18 March 2014.

Table C10 (History & Geography)

Titles of the top ten books in terms of copies acquired in 2013-14				
Item	Title	Author	Total number of copies acquired	Cumulative Use Count # as at 18 March 2014
1	Usborne lift-the-flap picture atlas.	Alex Frith	50	413
2	I wonder why countries fly flags and other questions about people and places.	Philip Steele	40	154
3	Not for parents China: everything you ever wanted to know.	Scott Forbes	39	147
4	The South Pole.	Nancy Dickmann	35	96
5-6	Collins my first book of world flags.	-	31	1
	Collins my first world atlas.	-	31	34
7-10	China.	Alice Harman	30	10
	Earth's wonders.	Camilla de la Bedoyere	30	10
	The beastly best bits : the executioner's cut.	Terry Deary	30	156
	Unearth history.	Philip Steele	30	7

Remark:

A total of ten titles are included.

The use count figure (#) for the above copies is the cumulative loan statistics generated by the Hong Kong Public Libraries' computer system on 18 March 2014.

Table C11 (Fiction)

Titles of the top ten books in terms of copies acquired in 2013-14				
Item	Title	Author	Total number of copies acquired	Cumulative Use Count # as at 18 March 2014
1-4	Fright night.	Geronimo Stilton	150	87
	Ghost pirate treasure.	Geronimo Stilton	150	113
	Meet me in Horrorwood.	Geronimo Stilton	150	129
	The thirteen ghosts.	Geronimo Stilton	150	151
5	Return of the vampire.	Geronimo Stilton	145	97
6	Thea Stilton and the ice treasure.	Thea Stilton	139	2 554
7	Thea Stilton, big trouble in the Big Apple.	Thea Stilton	131	2 390
8-9	Captain Underpants and the revolting revenge of the radioactive robo-boxers: the tenth epic novel.	Dav Pilkey	120	936
	Thea Stilton and the dancing shadows.	Thea Stilton	120	9
10	Thea Stilton and the blue scarab hunt.	Thea Stilton	111	1 995

Remark:

A total of ten titles are included.

The use count figure (#) for the above copies is the cumulative loan statistics generated by the Hong Kong Public Libraries' computer system on 18 March 2014.

Table C12 (Picture Books)

Titles of the top ten books in terms of copies acquired in 2013-14				
Item	Title	Author	Total number of copies acquired	Cumulative Use Count # as at 18 March 2014
1-10	Disney Pixar Brave. A mother's love.	Melissa Lagonegro	190	NA
	Disney Pixar Brave. Big bear, little bear.	Susan Amerikaner	190	NA
	Disney Pixar Cars 2. Secret agent Mater.	Melissa Lagonegro	190	425
	Disney Pixar Cars. Mater's birthday surprise.	Melissa Lagonegro	190	450
	Disney Pixar Toy story. A spooky adventure.	Apple Jordan	190	448
	Disney Pixar Toy story. The bunny surprise.	Apple Jordan	190	NA
	Disney Princess. Kiss the frog.	Melissa Lagonegro	190	NA
	Disney Princess. Teachers' pets.	Mary Man-Kong	190	NA
	Disney Tangled. A horse and a hero.	Daisy Alberto	190	NA
	Thomas & friends: animals everywhere!	Based on The railway series The Rev. W. Awdry ; illustrated by Richard Courtney	190	488
	Thomas & friends: Easter engines.	ditto	190	474
	Thomas & friends: Flynn saves the day.	ditto	190	482
	Thomas & friends: Gordon's new view.	ditto	190	446
	Thomas & friends: James goes buzz, buzz.	ditto	190	477
	Thomas & friends: Stuck in the mud.	ditto	190	397
	Thomas & friends: the close shave.	ditto	190	393
	Thomas & friends: The great race.	ditto	190	1 535
	Thomas & friends: Trouble in the tunnel.	ditto	190	1 033
	Thomas and Percy and the dragon.	ditto	190	1 100
	Thomas and the jet engine.	ditto	190	1 110
	Thomas comes to breakfast: a write-in reader.	ditto	190	1 559
	Thomas goes fishing.	ditto	190	1 528

Remark:

A total of 22 titles are included.

The use count figure (#) for the above copies is the cumulative loan statistics generated by the Hong Kong Public Libraries' computer system on 18 March 2014.

D. Chinese Books for Junior Lending

The titles listed below are purchased during the period April 2013 to March 2014, the use count of which depends on when the item is put in circulation after it is processed. For items whose use count is "NA", they are under processing at the time when preparing this report and hence the figures are not available.

Table D1 (General Works)

Titles of the top ten books in terms of copies acquired in 2013-14				
Item	Title	Author	Total number of copies acquired	Cumulative Use Count # as at 18 March 2014
1-6	咳咳! 我感冒了!	張壽珉	213	1 987
	要往哪裏走呢?	曹永姬	213	1 545
	這是什麼聲音呢?	姜旻炅	213	1 474
	減少啊, 減少!	金孝廷	213	1 732
	雲兒雲兒會說話	朴柱美	213	1 496
	噉哩!噉哩!地球探險	尹喜貞	213	1 390
7-10	越問越聰明. 天文	余耀東	105	526
	越問越聰明. 生活	余耀東	105	554
	越問越聰明. 地理	余耀東	105	502
	越問越聰明. 果蔬	余耀東	105	462
	越問越聰明. 保健	余耀東	105	454
	越問越聰明. 動物	余耀東	105	447
	越問越聰明. 植物	余耀東	105	411
	越問越聰明. 蟲魚	余耀東	105	410

Remark:

A total of 14 titles are included.

The use count figure (#) for the above copies is the cumulative loan statistics generated by the Hong Kong Public Libraries' computer system on 18 March 2014.

Table D2 (Philosophy)

Titles of the top ten books in terms of copies acquired in 2013-14				
Item	Title	Author	Total number of copies acquired	Cumulative Use Count # as at 18 March 2014
1-10	好奇小女巫	王元容	152	927
	自信的黑馬王子	吳曉雯	152	901
	艾蒙的金頭腦	吳伯玲	152	832
	蚯蚓幫地球呼吸	曾美惠	152	898
	創意建築師盧比	鄭明均	152	879
	尋找神仙泉	吳曉雯	152	867
	森林的守護者	謝珮瑤	152	904
	傳家寶鼎的秘密	陳冠潔	152	891
	獅大王的智慧	謝明芳	152	990
	聽我說國王的生日	謝明芳	152	874

Remark:

A total of ten titles are included.

The use count figure (#) for the above copies is the cumulative loan statistics generated by the Hong Kong Public Libraries' computer system on 18 March 2014.

Table D3 (Religion)

Titles of the top ten books in terms of copies acquired in 2013-14				
Item	Title	Author	Total number of copies acquired	Cumulative Use Count # as at 18 March 2014
1	奇趣通識聖經 100	方舒眉	134	722
2-6	大魚吞約拿	-	108	766
	小羊迷路了	-	108	794
	小魚歷風浪	-	108	675
	再見伊甸園	-	108	756
	挪亞的鴿子	-	108	859
7	中西神話閱讀館	柴竹心	105	195
8	假如沒有聖誕節	吳嘉儀	104	427
9-10	牛：草食神仙	魏西亞	97	141
	羊：衣食天恩	魏西亞	97	149
	兔：天賦異能	魏西亞	97	148
	狗：忠誠靈犬	魏西亞	97	152
	虎：傲惡王者	魏西亞	97	127
	馬：千年好友	魏西亞	97	158
	蛇：正邪化身	魏西亞	97	131
	猴：靈巧智者	魏西亞	97	128
	鼠：生肖之首	齊菁	97	168
	豬：誤當成仙	魏西亞	97	155
	龍：水族之王	魏西亞	97	142
	雞：棄惡從善	魏西亞	97	134

Remark:

A total of 20 titles are included.

The use count figure (#) for the above copies is the cumulative loan statistics generated by the Hong Kong Public Libraries' computer system on 18 March 2014.

Table D4 (Pure Science)

Titles of the top ten books in terms of copies acquired in 2013-14				
Item	Title	Author	Total number of copies acquired	Cumulative Use Count # as at 18 March 2014
1	人體通通識	馬星原	146	170
2	數學小偵探	施曉蘭	145	1 948
3-4	楓之谷數學神偷. 5, 破解關鍵密碼	宋道樹	137	1 780
	楓之谷數學神偷. 6, 開往地府的船	宋道樹	137	110
5-7	親子唸謠識字. 數學 123	賴峻儒	136	141
	海底世界尋寶大作戰：最嚴苛的生存環境，孕育出最獨特的強悍生物!	Gomdori Co.	136	2 220
	黃金戰士大冒險. 5, 最強的肉食動物	Gomdori Co.	136	405
8-10	小學生最好奇的十萬個為甚麼：天文.地理.自然	喜悅文化編輯部	135	476
	小學生最好奇的十萬個為甚麼：水果.蔬菜.花草木	喜悅文化編輯部	135	375
	小學生最好奇的十萬個為甚麼：科學.人體.生活	喜悅文化編輯部	135	466
	小學生最好奇的十萬個為甚麼：動物.昆蟲.海洋生物	喜悅文化編輯部	135	416

Remark:

A total of 11 titles are included.

The use count figure (#) for the above copies is the cumulative loan statistics generated by the Hong Kong Public Libraries' computer system on 18 March 2014.

Table D5 (Applied Science)

Titles of the top ten books in terms of copies acquired in 2013-14				
Item	Title	Author	Total number of copies acquired	Cumulative Use Count # as at 18 March 2014
1	朱古力本尊の秘密	方舒眉	146	131
2	做個料理小達人：小學生的 38 道甜品小食, 成功!	廖嘸烜	121	404
3	早起致勝的 12 個好方法	梁勝復	120	1 545
4-6	雨林冒險王. 7, 白蟻大發生	洪在徹	113	1 816
	雨林冒險王. 8, 甲蟲爭霸戰	洪在徹	113	1 539
	雨林冒險王. 9, 最強殺手蜻蜓	洪在徹	113	9
7-9	中國科學智識館	柴竹心	105	262
	食物源起知識館	柴竹心	105	394
	萬物起源知識館	柴竹心	105	284
10	哪個感官最重要	袁妙霞	100	1 039
	請坐好請站好	袁妙霞	100	989

Remark:

A total of 11 titles are included.

The use count figure (#) for the above copies is the cumulative loan statistics generated by the Hong Kong Public Libraries' computer system on 18 March 2014.

Table D6 (Social Sciences)

Titles of the top ten books in terms of copies acquired in 2013-14				
Item	Title	Author	Total number of copies acquired	Cumulative Use Count # as at 18 March 2014
1	看漫畫長知識. 節日的故事	張瑋玲, 鄭莉穎	151	475
2-3	挑戰!我要當主播: 認識電視臺裡的 13 種熱門職業	Aristo	137	290
	挑戰!我要當法官: 認識法院裡的 8 種熱門職業	Aristo	137	234
4-6	挑戰!我要當醫生: 認識醫療領域的 13 種相關職業	Aristo	136	1 788
	理財智慧王. 4, 省錢大作戰	黃允河	136	1 774
	理財智慧王. 5, 猶太小朋友的零用錢變多術	IRUM	136	104
7-8	寶貝入園一二三. 1, 做個獨立的幼兒園生	米吉卡	134	1 433
	寶貝入園一二三. 3, 我愛上幼兒園了	米吉卡	134	1 383
9-10	火車小百科	王保華	133	1 019
	飛機小百科	陳瑩榛	133	1 079
	認知小百科. 小綠怪要什麼: 生活用品	賴峻儒	133	13
	認知小百科. 好辣好辣呀: 感官體驗	賴峻儒	133	NA
	認知小百科. 美味魔法帽: 日常食物	賴峻儒	133	18
	認知小百科. 寵物總動員: 認識動物	賴峻儒	133	14
	認知小百科. 魔法紅斗篷: 數字認知	賴峻儒	133	12
	認知小百科. 驚喜的一天: 時間概念	賴峻儒	133	14

Remark:

A total of 16 titles are included.

The use count figure (#) for the above copies is the cumulative loan statistics generated by the Hong Kong Public Libraries' computer system on 18 March 2014.

Table D7 (Chinese History & Geography)

Titles of the top ten books in terms of copies acquired in 2013-14				
Item	Title	Author	Total number of copies acquired	Cumulative Use Count # as at 18 March 2014
1	歷史大冒險. 中國篇, 卷 9: 大唐盛世	方舒眉	116	387
2-3	漫畫中國歷史. 1, 走進神話時代	孫家裕	59	NA
	漫畫中國歷史. 2, 探索夏商周	孫家裕	59	NA
4-10	全新吳姐姐講歷史故事. 第 1 冊, 遠古-戰國: 遠古-西元前 222 年	吳涵碧	45	214
	全新吳姐姐講歷史故事. 第 2 冊, 戰國-秦代: 西元前 770-207 年	吳涵碧	45	195
	全新吳姐姐講歷史故事. 第 3 冊, 西漢: 西元前 206-西元 24 年	吳涵碧	45	163
	全新吳姐姐講歷史故事. 第 4 冊, 西漢-東漢: 西元前 206-西元 219 年	吳涵碧	45	140
	全新吳姐姐講歷史故事. 第 5 冊, 三國: 西元 220-264 年	吳涵碧	45	141
	全新吳姐姐講歷史故事. 第 6 冊, 三國-西晉: 西元 220-419 年	吳涵碧	45	80
	全新吳姐姐講歷史故事. 第 7 冊, 西晉-南北朝: 西元 265-588 年	吳涵碧	45	75
	全新吳姐姐講歷史故事. 第 8 冊, 南北朝: 西元 420-588 年	吳涵碧	45	56
	全新吳姐姐講歷史故事. 第 9 冊, 南北朝-隋代: 西元 420-617 年	吳涵碧	45	55
	全新吳姐姐講歷史故事. 第 10 冊, 隋代-唐代: 西元 617-906 年	吳涵碧	45	76
	全新吳姐姐講歷史故事. 第 11 冊, 唐代: 西元 618-906 年	吳涵碧	45	72
	全新吳姐姐講歷史故事. 第 12 冊, 唐代: 西元 618-906 年	吳涵碧	45	64
	全新吳姐姐講歷史故事. 第 13 冊, 唐代: 西元 618-906 年	吳涵碧	45	85
	全新吳姐姐講歷史故事. 第 14 冊, 唐代: 西元 618-906 年	吳涵碧	45	63
	全新吳姐姐講歷史故事. 第 15 冊, 唐代-五代: 西元 618-906 年	吳涵碧	45	65

Titles of the top ten books in terms of copies acquired in 2013-14

Item	Title	Author	Total number of copies acquired	Cumulative Use Count # as at 18 March 2014
4-10	全新吳姐姐講歷史故事. 第 16 冊, 五代-北宋: 西元 907-1126 年	吳涵碧	45	46
	全新吳姐姐講歷史故事. 第 17 冊, 北宋: 西元 960-1126 年	吳涵碧	45	49
	全新吳姐姐講歷史故事. 第 18 冊, 北宋: 西元 960-1126 年	吳涵碧	45	48
	全新吳姐姐講歷史故事. 第 19 冊, 北宋: 西元 960-1126 年	吳涵碧	45	35
	全新吳姐姐講歷史故事. 第 20 冊, 北宋-南宋: 西元 960-1276 年	吳涵碧	45	31
	全新吳姐姐講歷史故事. 第 21 冊, 南宋: 西元 1127-1276 年	吳涵碧	45	44
	全新吳姐姐講歷史故事. 第 22 冊, 南宋: 西元 1127-1276 年	吳涵碧	45	34
	全新吳姐姐講歷史故事. 第 23 冊, 南宋: 西元 1127-1276 年	吳涵碧	45	46
	全新吳姐姐講歷史故事. 第 24 冊, 南宋: 西元 1127-1276 年	吳涵碧	45	43
	全新吳姐姐講歷史故事. 第 25 冊, 南宋: 西元 1127-1276 年	吳涵碧	45	35
	全新吳姐姐講歷史故事. 第 26 冊, 南宋: 西元 1127-1276 年	吳涵碧	45	38
	全新吳姐姐講歷史故事. 第 27 冊, 南宋-元代: 西元 1127-1367 年	吳涵碧	45	30
	全新吳姐姐講歷史故事. 第 28 冊, 元代: 西元 1277-1367 年	吳涵碧	45	37
	全新吳姐姐講歷史故事. 第 29 冊, 元代: 西元 1277-1367 年	吳涵碧	45	27
	全新吳姐姐講歷史故事. 第 30 冊, 元代-明代: 西元 1277-1643 年	吳涵碧	45	44
	全新吳姐姐講歷史故事. 第 31 冊, 明代: 西元 1368-1643 年	吳涵碧	45	34
全新吳姐姐講歷史故事. 第 32 冊, 明代: 西元 1368-1643 年	吳涵碧	45	19	
全新吳姐姐講歷史故事. 第 33 冊, 明代: 西元 1368-1643 年	吳涵碧	45	33	

Titles of the top ten books in terms of copies acquired in 2013-14

Item	Title	Author	Total number of copies acquired	Cumulative Use Count # as at 18 March 2014
4-10	全新吳姐姐講歷史故事. 第 34 冊, 明代: 西元 1368-1643 年	吳涵碧	45	18
	全新吳姐姐講歷史故事. 第 35 冊, 明代: 西元 1368-1643 年	吳涵碧	45	42
	全新吳姐姐講歷史故事. 第 36 冊, 明代: 西元 1368-1643 年	吳涵碧	45	26
	全新吳姐姐講歷史故事. 第 37 冊, 明代: 西元 1368-1643 年	吳涵碧	45	25
	全新吳姐姐講歷史故事. 第 38 冊, 明代: 西元 1368-1643 年	吳涵碧	45	20
	全新吳姐姐講歷史故事. 第 39 冊, 明代: 西元 1368-1643 年	吳涵碧	45	14
	全新吳姐姐講歷史故事. 第 40 冊, 明代: 西元 1368-1643 年	吳涵碧	45	43
	全新吳姐姐講歷史故事. 第 41 冊, 明代: 西元 1368-1643 年	吳涵碧	45	22
	全新吳姐姐講歷史故事. 第 42 冊, 明代: 西元 1368-1643 年	吳涵碧	45	24
	全新吳姐姐講歷史故事. 第 43 冊, 明代: 西元 1368-1643 年	吳涵碧	45	26
	全新吳姐姐講歷史故事. 第 44 冊, 明代: 西元 1368-1643 年	吳涵碧	45	37
	全新吳姐姐講歷史故事. 第 45 冊, 明代: 西元 1368-1643 年	吳涵碧	45	28
	全新吳姐姐講歷史故事. 第 46 冊, 明代: 西元 1368-1643 年	吳涵碧	45	34
	全新吳姐姐講歷史故事. 第 47 冊, 明代: 西元 1368-1643 年	吳涵碧	45	32
	全新吳姐姐講歷史故事. 第 48 冊, 明代: 西元 1368-1643 年	吳涵碧	45	29
	全新吳姐姐講歷史故事. 第 49 冊, 明代: 西元 1368-1643 年	吳涵碧	45	20
全新吳姐姐講歷史故事. 第 50 冊, 明代: 西元 1368-1643 年	吳涵碧	45	46	

Remark:

A total of 53 titles are included.

The use count figure (#) for the above copies is the cumulative loan statistics generated by the Hong Kong Public Libraries' computer system on 18 March 2014.

Table D8 (History & Geography)

Titles of the top ten books in terms of copies acquired in 2013-14				
Item	Title	Author	Total number of copies acquired	Cumulative Use Count # as at 18 March 2014
1	漫畫名人堂	Top945 編輯組	145	1 018
2	小天才智典：中國人物故事	楊雪真	134	838
3	抱著老母雞逃難	馬景賢	133	901
4	擁抱力克	阿丁	121	607
5	Why? 中國與印度的遠古文明	嚴胡燕	107	811
6	中國百科之名人小故事	王翠麗	104	487
7	閱讀大人物. 社會人文篇	Top945 編輯組	100	535
8	微笑球后：曾雅妮的故事	陳憐儀	92	245
9	一本讀通世界歷史	張帝莊	81	434
10	義大利尋寶記. 1	Gomdori Co.	64	1 007
	義大利尋寶記. 2	Gomdori Co.	64	959

Remark:

A total of 11 titles are included.

The use count figure (#) for the above copies is the cumulative loan statistics generated by the Hong Kong Public Libraries' computer system on 18 March 2014.

Table D9 (Language & Literature)

Titles of the top ten books in terms of copies acquired in 2013-14				
Item	Title	Author	Total number of copies acquired	Cumulative Use Count # as at 18 March 2014
1-2	多啦 A 夢 Dorabase 超棒球外傳. 第 22 期	麥原伸太郎	267	407
	多啦 A 夢 Dorabase 超棒球外傳. 第 23 期	麥原伸太郎	267	418
3-4	多啦 A 夢 : 歷史解謎探險隊. 1	藤子.F.不二雄	266	3 822
	多啦 A 夢 : 歷史解謎探險隊. 2	藤子.F.不二雄	266	3 666
5	大雄的人魚大海戰	藤子.F.不二雄	265	619
6-8	牛仔. 第 22 冊, 兩敗俱傷	王司馬	233	1 131
	牛仔. 第 23 冊, 又一大碗	王司馬	233	1 147
	牛仔. 第 24 冊, 助一臂之力	王司馬	233	1 146
9-10	老夫子精選系列. 第 207 冊	王澤	210	3 487
	老夫子精選系列. 第 208 冊	王澤	210	3 396
	老夫子精選系列. 第 209 冊	王澤	210	3 471
	老夫子精選系列. 第 210 冊	王澤	210	3 186

Remark:

A total of 12 titles are included.

The use count figure (#) for the above copies is the cumulative loan statistics generated by the Hong Kong Public Libraries' computer system on 18 March 2014.

Table D10 (Arts & Recreation)

Titles of the top ten books in terms of copies acquired in 2013-14				
Item	Title	Author	Total number of copies acquired	Cumulative Use Count # as at 18 March 2014
1	喜羊羊與灰太狼大電影. 5, 喜氣 羊羊過蛇年. 智趣猜謎	廣東原創動力 文化傳播有限 公司	204	832
2	腦筋大激活	馬星原	146	185
3	奇趣通識音樂 100	馬星原	137	251
4	變身才藝美少女的 12 個挑戰	朴庚恩	115	2 089
5	超級魔術王. 1, 消失的硬幣	元炳朝	105	719
6-9	看故事學摺紙：創意紙藝大師洪 新富.教出手腦並用	洪新富,柯金樹, 趙民華	104	496
	圖解卡通簡筆畫小百科	幼福編輯部	104	1 199
	圖解摺紙小百科	幼福編輯部	104	1 251
	圖解簡筆畫小百科	幼福編輯部	104	1 274
10	智醒謎語	朱維達	68	171

Remark:

A total of ten titles are included.

The use count figure (#) for the above copies is the cumulative loan statistics generated by the Hong Kong Public Libraries' computer system on 18 March 2014.

Table D11 (Fiction)

Titles of the top ten books in terms of copies acquired in 2013-14				
Item	Title	Author	Total number of copies acquired	Cumulative Use Count # as at 18 March 2014
1-3	英雄鼠太空秘密行動	謝利連摩.史提頓	255	1 104
	偵探鼠巧揭大騙局	謝利連摩.史提頓	255	3 837
	貓島冷笑話風波	謝利連摩.史提頓	255	3 753
4	旅行鼠聖誕大追蹤	謝利連摩.史提頓	252	90
5-7	誰在塔中哭泣	關景峰	222	2 877
	遭遇半獸怪	關景峰	222	3 328
	東京灣殺人事件	關景峰	222	8
8	滴血山路	關景峰	221	NA
9-10	博物館大戰	謝利連摩.史提頓	205	2 468
	喜馬拉雅之謎	謝利連摩.史提頓	205	14

Remark:

A total of ten titles are included.

The use count figure (#) for the above copies is the cumulative loan statistics generated by the Hong Kong Public Libraries' computer system on 18 March 2014.

Table D12 (Picture Books)

Titles of the top ten books in terms of copies acquired in 2013-14				
Item	Title	Author	Total number of copies acquired	Cumulative Use Count # as at 18 March 2014
1-9	小豬和小猴	袁妙霞	205	NA
	不同的節日	袁妙霞	205	NA
	天上有什麼?	袁妙霞	205	NA
	他們到哪裡去?	袁妙霞	205	NA
	他們要到哪裡去?	袁妙霞	205	2 893
	出門了	袁妙霞	205	2 999
	生日快樂	袁妙霞	205	3 078
	吃飯	袁妙霞	205	NA
	吃飯了	袁妙霞	205	1 628
	好吃的米飯	袁妙霞	205	3 126
	好孩子	袁妙霞	205	NA
	我沒有尾巴	袁妙霞	205	2 926
	我們的身體	袁妙霞	205	NA
	我愛吃水果	袁妙霞	205	NA
	放學了	袁妙霞	205	3 119
	玩遊戲	袁妙霞	205	1 519
	長得太快了	袁妙霞	205	1 528
	雨聲像什麼?	袁妙霞	205	1 571
	穿衣服	袁妙霞	205	NA
	郊遊	袁妙霞	205	1 546
	遊玩	袁妙霞	205	NA
	誰先來洗澡?	袁妙霞	205	1 567
	誰來幫助我們?	袁妙霞	205	1 599
	誰的長誰的短?	袁妙霞	205	2 844
	戴手套	袁妙霞	205	1 507
	謝謝!	袁妙霞	205	1 651
	曬太陽	袁妙霞	205	1 588
10	我愛爸爸媽媽	袁妙霞	204	2 912

Remark:

A total of 28 titles are included.

The use count figure (#) for the above copies is the cumulative loan statistics generated by the Hong Kong Public Libraries' computer system on 18 March 2014.