

Special Meeting of the Panel on Security of the Legislative Council
28th January 2014

Brief Report on Hong Kong's Law and Order Situation in 2013

Purpose

The purpose of this report is to give a brief account of the overall law and order situation of Hong Kong in 2013.

Overall Crime Situation

2. The overall law and order situation in Hong Kong marked a further improvement in 2013. The overall crime figure was 72 911, a decrease of 3 019 cases or 4% when compared with 75 930 in the previous year. The overall crime rate, that is, measuring by number of crimes per 100 000 population, stood at 1 015 cases, a drop of 4.3% when compared with 1 061 cases in the preceding year. The overall crime rate in Hong Kong (1 061) in 2012¹ was lower than that of Paris (10 455), London (9 500), New York (2 361) and Tokyo (1 387) but higher than Singapore (584). Hong Kong remains one of the safest cities with a low crime rate. 7 major offences including Robbery, Burglary, Wounding and Serious Assault, Theft, Criminal Damage, Triad-related Crimes and Juvenile Crimes fell to new lows in the present decade.

3. The detection rate of 2013 was 43.2%, more or less the same as 43.6% recorded in 2012.

4. There were 12 153 cases of violent crime, a drop of 668 cases or 5.2% when compared with 2012. The figure marked a new low in the past decade. The detection rate of violent crime was 64.5%, more or less the same as the 65.4% recorded in 2012.

5. Compared with the preceding year, crimes that recorded a rise /a drop over 10 cases are as follows:

¹ The other cities have yet provided the overall crime rate in 2013

Crimes that recorded a rise		Crimes that recorded a drop	
Deception	+ 595 cases	Miscellaneous theft	- 1 581 cases
Blackmail	+ 440 cases	Criminal Damage	- 909cases
Serious drug offences	+ 128 cases	Wounding & Serious Assault	- 655 cases
Homicide	+ 35 cases	Burglary	- 641 cases
		Triad-related Crimes	- 305 cases
		Criminal Intimidation	- 272 cases
		Theft from vehicle	- 175 cases
		Child Abuse	- 162 cases
		Shop Theft	- 141 cases
		Domestic Violence Crime	- 132 cases
		Robbery	- 116 cases
		Snatching	- 89 cases
		Pickpocketing	- 73 cases
		Theft of vehicles	- 34 vehicles
		Indecent Assault	- 32 cases
		Elder Abuse	- 17 cases
		Rape	- 16 cases

No cases of robbery with genuine firearms occurred during the year.

Individual Crimes

6. The key points of the individual items in the List of Crimes (Please refer to the annex) are as follows:

Item 3. Homicide

7. A total of 62 cases of homicide were recorded, a rise of 35 cases or 129.6% when compared with 2012. 61 cases were detected and the detection rate was 98.4%. Among them, 39 cases were related to the Lamma Island ferry collision of which the two captains were each charged with 39 offences of Manslaughter in April 2013. If the Lamma incident is set aside, there were 23 cases of homicide in 2013, a drop of 4 cases when compared with 2012. Around 70% of these 23 cases were related to domestic violence or killings between relatives.

Item 4. Robberies

8. Totally 500 cases of robbery were recorded, a drop of 116 cases or 18.8% when compared with the previous year. There was no robbery with genuine firearms or stun guns in 2013. Bank robbery rose by 1 case to 4 cases. Decrease was noted in robbery with pistol-like objects by 33.3%, from 9 cases to 6 cases.

Item 5. Burglary

9. There were 3 573 cases of burglary, a drop of 641 cases or 15.2% when compared with the previous year. Number of burglaries on residential buildings was 2 709 (76%), that on non-residential buildings was 864 (24%), decreases of 374 cases (-12.1%) and 267 cases (-23.6%) respectively. The proportion of burglaries on residential buildings and non-residential buildings in 2012 were 73% and 27% respectively.

Item 6. Wounding and Serious Assault

10. A total of 6 163 cases of wounding and serious assault were recorded, 1 457 cases were wounding and 4 706 cases were serious assault. The total number dropped by 655 cases or 9.6% when compared with the preceding year. Among them, 1 101 cases or 17.9% were related to domestic violence, a drop of 44 cases or 3.8% when compared with the preceding year; 563 cases or 9.1% were triad-related, a decrease of 79 cases or 12.3%; 46 cases or 0.7% were related to debt collection activities, a drop of 12 cases or 20.7% when compared with the preceding year; and 4 940 cases or 80.2% were caused by various disputes, such as drunk and disorderly, traffic accidents and work disputes, etc., a decrease of 570 cases or 10.3% when compared with the preceding year.

Item 7. Serious Drugs Offences

11. Altogether there were 2 269 serious drugs cases, a rise of 128 cases or 6% when compared with the preceding year. Of these, 2 013 cases involved psychotropic drugs, making up 88.7% of the overall cases, a rise of 150 cases or 8.1% when compared with the previous year. For psychotropic drugs, cases involving Ketamine were still prevalent but the figures dropped from 1 072 cases in the previous year to 984 cases in 2013, a decrease of 88 cases or 8.2%. Ice-related cases marked a significant increase, from 388 cases to 535 cases, a rise of 147 cases or 37.9%. Cases involving heroin decreased from 264 to 245, a drop of 19 cases or 7.2%. In 2013, 2 968 persons were arrested in connection with serious drugs cases, an increase of 57 persons or 2% when compared with the preceding year. Among the 2 968 persons, 625 (21.1%) were youths, a rise of 8 persons or 1.3% when compared with the preceding year.

Item 8. Criminal Intimidation

12. There were 1 958 cases of criminal intimidation in total, representing a decrease of 272 cases or 12.2% when compared with the preceding year. Of these, 443 cases or 22.6% were related to domestic violence, a drop of 72 cases or 14% when compared with the preceding year; 69 cases or 3.5% were triad-related, a drop of 10 case or 12.7% when compared with the preceding year; 453 cases or 23.1% were related to debt collection activities, a drop of 151 cases or 25% when compared with the preceding year; the remaining 1 062 cases or 54.2% were caused by various disputes, such as disputes over money and emotions, a drop of 49 cases or 4.4% when compared with the preceding year.

Item 9. Blackmail

13. A total of 733 cases of blackmail were recorded, a rise of 440 cases or 150.2% when compared with the preceding year. The rise was mainly attributed to the 477 blackmail cases involving 'Naked Chat' (65.1%) recorded in 2013, a rise of 417 cases or 7-fold from the 60 cases received in the previous year. Culprits made acquaintances of victims through social media platform and photos or video clips were taken or recorded for blackmail purpose after victims had been cheated into posing

in the nude in front of camera or making indecent gestures via instant messaging programs. 22 cases or 3% were related to domestic violence, a decrease of 1 case or 4.3% when compared with the preceding year; 90 cases or 12.3% were triad-related, a drop of 6 cases or 6.3% when compared with the preceding year; 7 cases or 1% were related to debt collection activities, a rise of 3 cases or 75% when compared with the preceding year; and 183 cases or 25% were caused by various disputes, a rise of 36 cases or 24.5% when compared with the preceding year.

Item 10. Arson

14. 439 cases of arson were recorded, a rise of 6 cases or 1.4% when compared with the preceding year. 319 cases or 72.7% of them took place at public place, a rise of 18 cases or 6% when compared with the previous year; 120 cases or 27.3% took place at non-public places, a decrease of 12 cases or 9.1% when compared with the preceding year. Out of the 439 cases, 4 cases or 0.9% were related to domestic violence, a decrease of 3 case or 42.9%; 15 cases or 3.4% were triad-related, an increase of 2 case or 15.4% when compared with the preceding year; 5 cases or 1.1% were related to debt collection activities, a drop of 3 cases or 37.5% when compared with the preceding year; 106 cases or 24.1% were found to be mischievous acts, a decrease of 16 cases or 13.1%; 60 cases or 13.7% were caused by various disputes, a rise of 25 cases or 71.4%; 68 cases or 15.5% involved vehicles, an increase of 18 cases or 36% when compared with the previous year.

Item 11. Rape

15. 105 cases of rape in total were recorded, a drop of 16 cases or 13.2% when compared with the preceding year. 97 cases were detected and the detection rate stood at 92.4%. Cases involving strangers amounted to 8, 4 of them were detected. Victims of 16 cases knew the offenders through Internet. There were 24 cases in which the victims were under 16 years old, 18 cases less than the previous year.

Item 12. Indecent Assault

16. Totally 1 463 indecent assault cases were recorded, a drop of 32 cases or 2.1% when compared with the preceding year. The detection rate was 69.4%, a decrease of 3.6% when compared with 73% in the previous year. Of these, 1 073 cases or 73.3% took place at public places, such as public spots, streets or on board public transport. The remaining 390 cases occurred at private places, such as residential buildings, schools and commercial buildings.

Item 13. Thefts

17. 31 598 cases of theft were recorded, representing 43.3% of the overall crime, a decrease of 2 066 cases or 6.1% when compared with the preceding year. All items of theft cases saw a drop except theft of vehicles (+7 cases or +1.1%).

Item 14. Deception

18. 7 518 cases of deception were recorded, a rise of 595 cases or 8.6% when compared with 2012. More significant increases were seen in e-mail scam (+891 cases), online business fraud (+344 cases) and social media fraud (+132 cases).

Item 15. Criminal Damage

19. There were 6 409 cases of criminal damage, a drop of 909 cases or 12.4% when compared with the preceding year. Analysis showed that 163 cases or 2.5% were related to domestic violence, a decrease of 26 cases or 13.8% when compared with the previous year; 133 cases or 2.1% were triad-related, a drop of 35 case or 20.8%; 903 cases or 14.1% were related to debt collection activities, a decrease of 268 cases or 22.9% when compared with the preceding year; 923 cases or 14.4% were related to various disputes, a drop of 11 cases or 1.2%; 533 cases or 8.3% were related to mischievous acts, a decrease of 236 cases or 30.7%; the causes of 949 cases (14.8%) were related to other reasons, such as psychosis and drunk and disorderly, etc., an increase of 73 cases or 8.3% when compared with the preceding year.

Item 16. Triad-related Crimes

20. A total of 2 035 triad-related crimes were recorded, a drop of 305 cases or 13% when compared with 2 340 cases in the previous year. The majority of the offences under this category were wounding and serious assault – 563 cases or 27.7%, a decrease of 79 cases or 12.3% when compared with the previous year, unlawful society offences – 504 cases or 24.8%, a drop of 189 cases or 27.3% when compared with the preceding year, and serious drugs offences – 177 cases or 8.7%, a rise of 7 cases or 4.1% when compared with the preceding year. The number of triad-related crimes accounted for 2.8% of the overall crime, a drop of 0.3% when compared with 3.1% in 2012.

Item 17. Domestic Violence Crimes

21. A total of 1 870 criminal cases of domestic violence were recorded, a decrease of 132 cases or 6.6% when compared with 2 002 cases in the previous year. Cases involved were mainly wounding and serious assault (58.9%), criminal intimidation (23.7%) and criminal damage (8.7%).

Item 18. Child Abuse (Crimes Against Children)

22. 1 136 child abuse cases were recorded, a drop of 162 cases or 12.5% when compared with 1 298 cases in the previous year. Of these, 459 cases were physical abuse against children, a drop of 63 cases or 12.1% whereas 677 were cases of sexual abuse against children, a drop of 99 cases or 12.8%. The sexual abuse against children was mainly attributed to the indecent assault cases (407 cases).

Item 19. Elder Abuse

23. 388 cases of elder abuse were recorded, a decrease of 17 cases or 4.2% when compared with the preceding year. Under this category, the majority were physical abuse cases which stood at 218 cases (56.2%). Cases related to embezzlement of property and psychological abuse stood at 129 and 41 or 33.2% and 10.6% respectively. None of the cases was found to be related to sexual abuse.

Item 20. Persons Arrested for Crime

24. In 2013, 36 609 persons were arrested for crimes, 26 093 males (71%) and 10 516 females (29%) (Males and females constituted 73% and 27% respectively in 2012). The total number of persons arrested dropped by 2 006 or 5.2% from 38 615 in the previous year.

Item 20. Juveniles and Young Persons Arrested

25. In 2013, the number of juveniles (aged 10-15) and young persons (aged 16-20) arrested for crimes stood at 2 083 and 3 314 respectively, accounting for 5 397 in total which was a decrease of 1 125 or 17.2% when compared with 2012. The number of juveniles and young persons arrested made up 14.7% of the total number of persons arrested, while that of the previous year was 16.9%. A total of 1 351 persons (25.0%) were arrested for miscellaneous and shop thefts, a drop of 462 persons (-25.5%) when compared with the preceding year; 886 or 16.4% of them were arrested for wounding and serious assault, a decrease of 263 persons (-22.9%) when compared with the preceding year; and a total of 625 (11.6%) youths were arrested for serious drugs offences, a rise of 8 persons or 1.3% when compared with the preceding year.

Item 20. Mainland Illegal Immigrants and Visitors Arrested

26. In 2013, a total of 952 illegal immigrants from the Mainland were arrested, a decrease of 334 persons (-26%) when compared with 1 286 persons in the preceding year. Among them, 110 were arrested for criminal offences in Hong Kong, a rise of 8 persons or 7.8% when compared with 102 persons in the preceding year.

27. There were 40.47 million arrivals from the Mainland in 2013, a rise of 5.81 million or 16.8%, 27.46 million of which were under 'Individual Visitor Scheme', an increase of 4.32 million arrivals or 18.7%. During the period, 1 342 mainland visitors in total were arrested for criminal offences in Hong Kong, a rise of 1 person or 0.1% when compared with the number in the preceding year. Of these, the number of persons under 'Individual Visitor Scheme' arrested for committing

criminal offences was 694, a rise of 9 persons or 1.3% when compared with 2012. 3.3 out of every 100 000 Mainland visitors were arrested and the figure for 2012 was 3.9. The figures were much behind those of visitors from other countries and all visitors (i.e. 10.6 and 5.2).

Hong Kong Police Force
January, 2014



警務處處長向
香港特別行政區立法會
保安事務委員會
匯報二零一三年
罪案統計數字

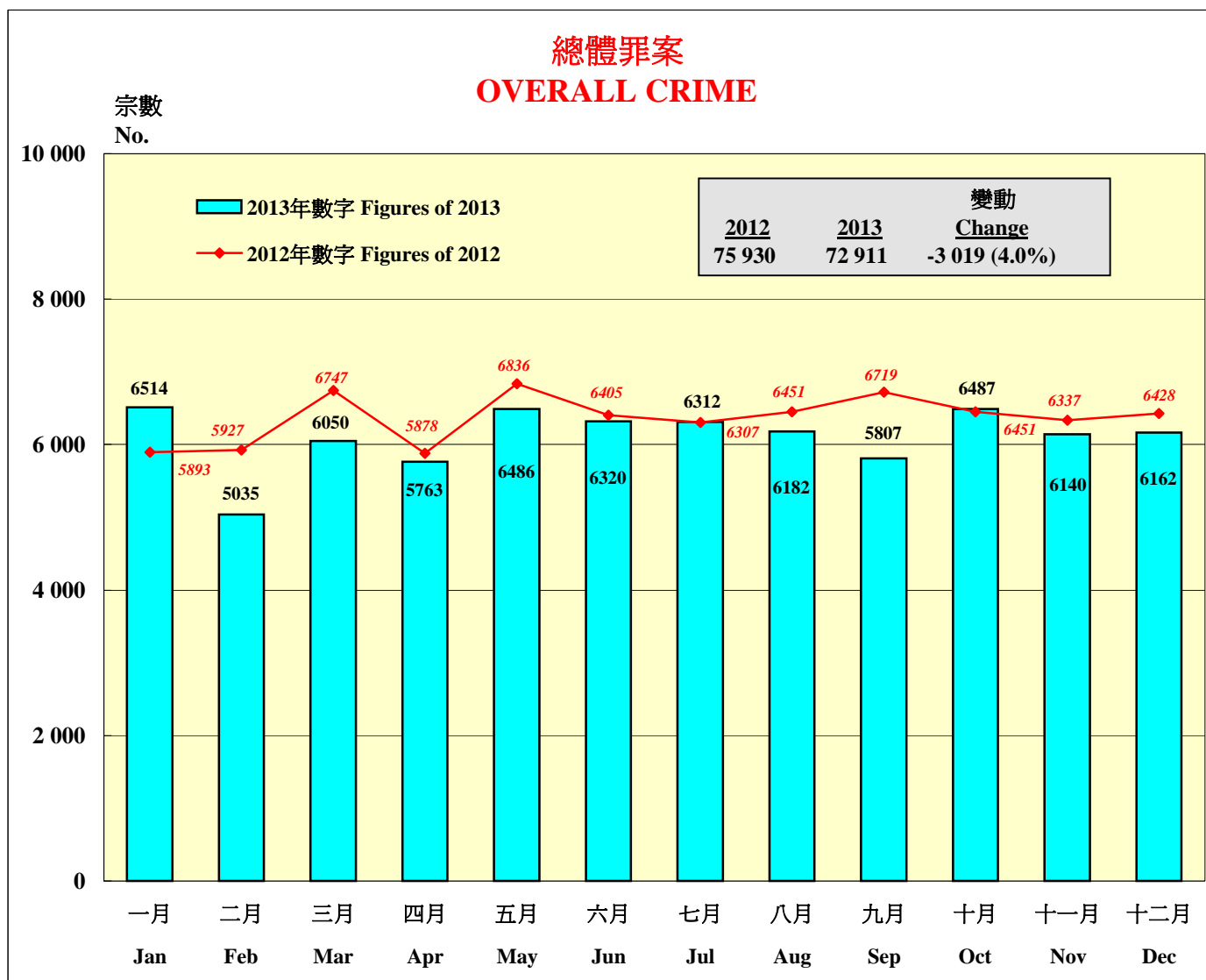
**COMMISSIONER OF POLICE
BRIEF TO THE HKSAR
LEGISLATIVE COUNCIL
PANEL ON SECURITY
CRIME STATISTICS
CALENDAR YEAR 2013**

二零一三年主要罪案
Major Crimes, 2013

	2012	2013	2013年與2012年比較 2013 compared with 2012	
			變動 Change	幅度 Rate (%)
1. 總體罪案 Overall Crime	75 930	72 911	- 3 019	- 4.0
2. 暴力罪案 Violent Crime	12 821	12 153	- 668	- 5.2
3. 兇殺 Homicide	27	62	+ 35	+ 129.6
4. 各類劫案，包括： All Robberies, including :	616	500	- 116	- 18.8
- 持真槍 with Firearms	-	-	-	-
- 持電槍 with Stun Guns	1	-	- 1	- 100.0
- 持類似手槍 with Pistol-like Objects	9	6	- 3	- 33.3
- 銀行劫案 Bank Robbery	3	4	+ 1	+ 33.3
- 金舖／錶行劫案 Goldsmith/Watch Shop Robberies	1	4	+ 3	+ 300.0
5. 爆竊 Burglary	4 214	3 573	- 641	- 15.2
6. 傷人及嚴重毆打 Wounding and Serious Assault	6 818	6 163	- 655	- 9.6
- 傷人 Wounding	1 659	1 457	- 202	- 12.2
- 嚴重毆打 Serious Assault	5 159	4 706	- 453	- 8.8
7. 嚴重毒品罪行 Serious Drug Offences	2 141	2 269	+ 128	+ 6.0
8. 刑事恐嚇 Criminal Intimidation	2 230	1 958	- 272	- 12.2
9. 勒索 Blackmail	293	733	+ 440	+ 150.2
10. 縱火 Arson	433	439	+ 6	+ 1.4
11. 強姦 Rape	121	105	- 16	- 13.2
12. 非禮 Indecent Assault	1 495	1 463	- 32	- 2.1
13. 盜竊案，包括： All Thefts, including :	33 664	31 598	- 2 066	- 6.1
- 搶掠 Snatching	435	346	- 89	- 20.5
- 扒竊 Pickpocketing	1 540	1 467	- 73	- 4.7
- 店舖盜竊 Shop Theft	9 060	8 919	- 141	- 1.6
- 車內盜竊 Theft from Vehicle	1 348	1 173	- 175	- 13.0
- 雜項盜竊 Miscellaneous Thefts	19 995	18 414	- 1 581	- 7.9
- 失車 Missing Motor Vehicles	(626)	(592)	- 34	- 5.4
14. 詐騙 Deception	6 923	7 518	+ 595	+ 8.6
15. 刑事毀壞 Criminal Damage	7 318	6 409	- 909	- 12.4
16. 三合會相關罪案 Triad-related Crimes	2 340	2 035	- 305	- 13.0
17. 家庭暴力刑事案件 Domestic Violence Crimes	2 002	1 870	- 132	- 6.6
18. 虐兒 Child Abuse	1 298	1 136	- 162	- 12.5
19. 虐老 Elder Abuse	405	388	- 17	- 4.2
20. 被捕罪犯(總數) Persons Arrested for Crime (Total)	38 615	36 609	- 2 006	- 5.2
- 少年(10 - 15歲) Juveniles (Aged 10 - 15)	2 488	2 083	- 405	- 16.3
- 青年(16 - 20歲) Young Persons (Aged 16 - 20)	4 034	3 314	- 720	- 17.8
- 內地非法入境者 Mainland Illegal Immigrants	102	110	+ 8	+ 7.8
- 旅客(內地) Visitors (Mainland)	1 341	1 342	+ 1	+ 0.1
- 旅客(其他) Visitors (Others)	1 325	1 463	+ 138	+ 10.4

二零一三年一月至十二月罪案情況

Crime Situation during Jan - Dec 2013

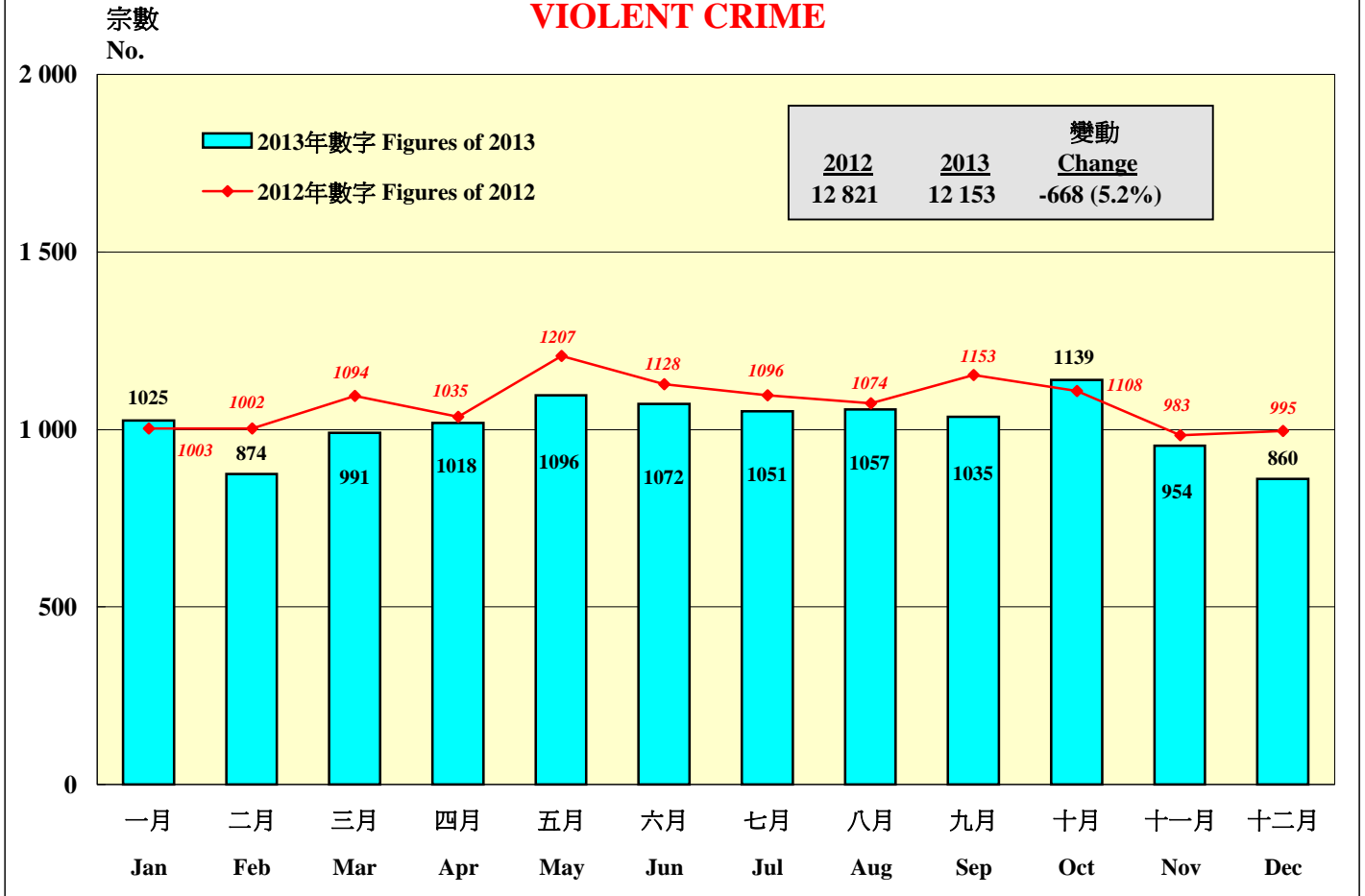


總體罪案 Overall Crime	2012	2013	變動 Change
罪案率(按每十萬人口計的罪案) Crime Rate (Crimes per 100 000 Population)	1 061	1 015	- 4.3%
破案率 Detection Rate	43.6%	43.2%	- 0.4 個百分點 % points

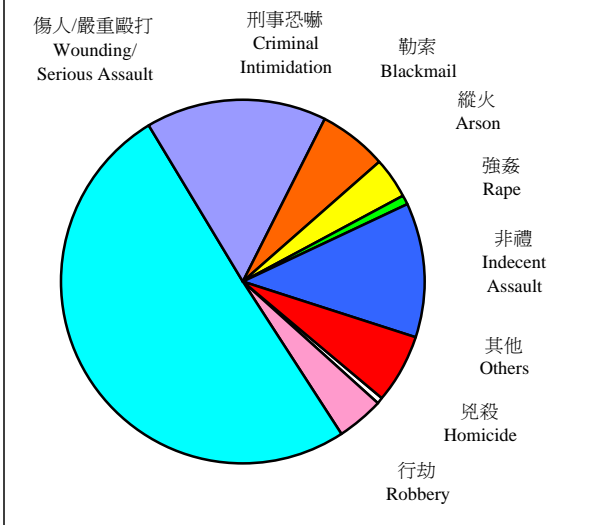
註：每月的罪案數字只反映該月份的治安情況。而有關的月數加起來未必能夠成為該季或全年的罪案數字，原因是在編製該季或全年的統計時，有些案件會被撤銷、重新分類或整理而被更新。

Note: The monthly figures represent snapshots of the corresponding months which may not add up to the quarterly or yearly figures. Some records may have been updated to take account of those "de crime" cases, reclassification of offences and cleared up cases in the compilation of quarterly or yearly statistics.

暴力罪案 VIOLENT CRIME



2013年的暴力罪案組合 Violent Crime Composition, 2013



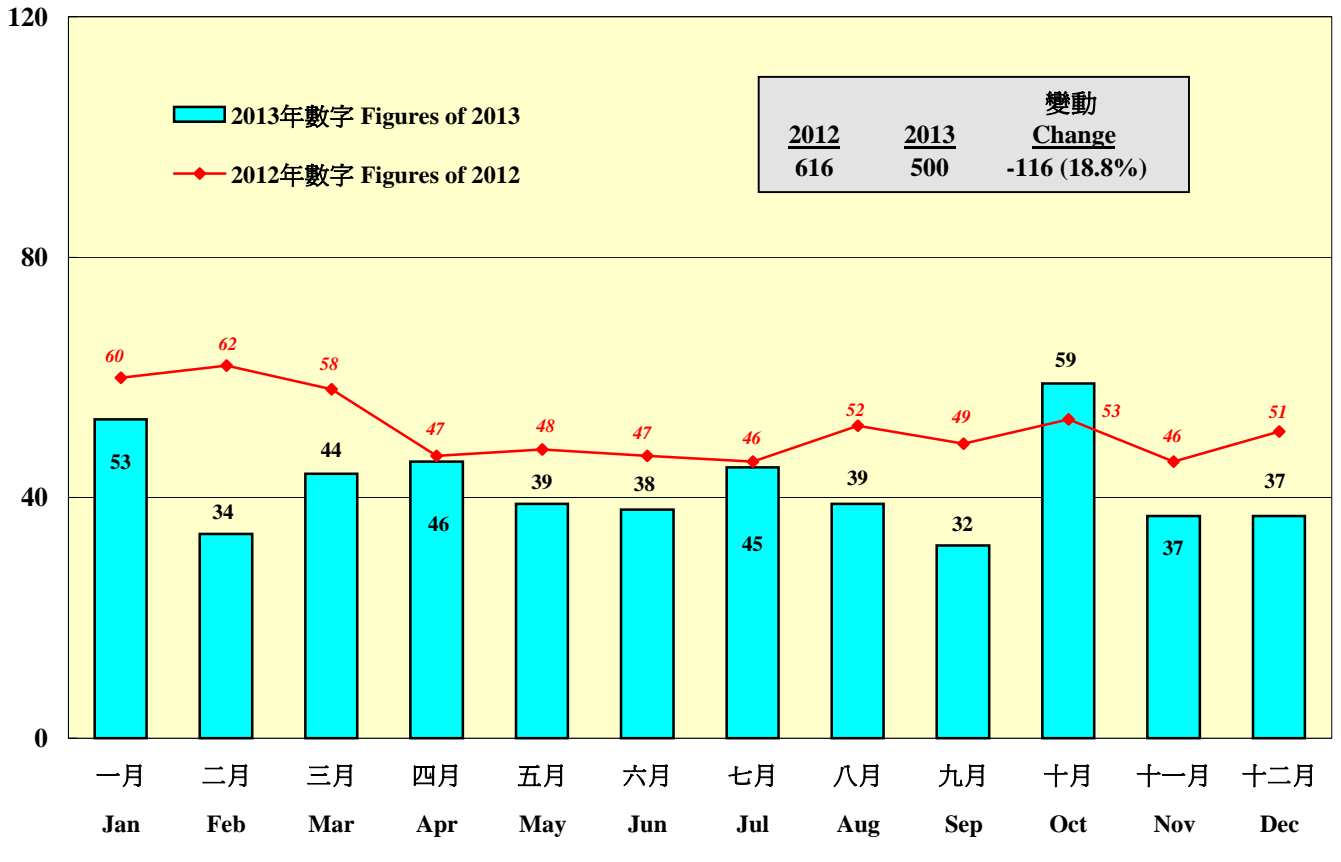
2013年舉報的暴力罪案如下：

Violent crimes reported in 2013 are as follows:

	2012	2013	變動 Change
兇殺 Homicide	27	62	+ 35
行劫 Robbery	616	500	- 116
傷人/嚴重毆打 Wounding/Serious Assault	6 818	6 163	- 655
刑事恐嚇 Criminal Intimidation	2 230	1 958	- 272
勒索 Blackmail	293	733	+ 440
縱火 Arson	433	439	+ 6
強姦 Rape	121	105	- 16
非禮 Indecent Assault	1 495	1 463	- 32
其他 Others	788	730	- 58
暴力罪案總數 Total Violent Crimes	12 821	12 153	- 668

行劫案 ROBBERY

宗數
No.

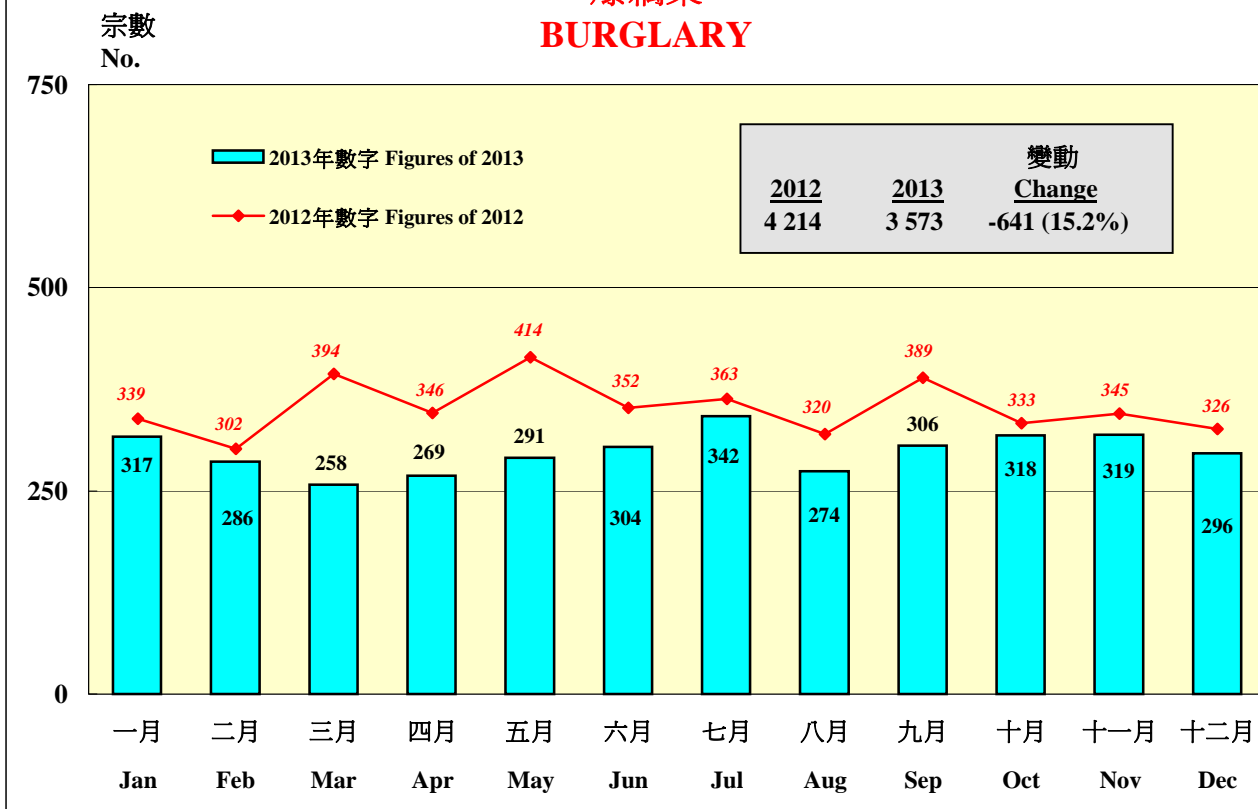


	2012	2013	變動 Change
行劫案總數 TOTAL ROBBERIES	616	500	- 116
金舖和鐘錶店 Goldsmith & Watch Shops	1	4	+ 3
銀行 Banks	3	4	+ 1
持真槍 With Firearms	-	-	-
持電槍 With Stun Guns	1	-	- 1
持類似手槍 [#] With Pistol-like Objects [#]	9	6	- 3

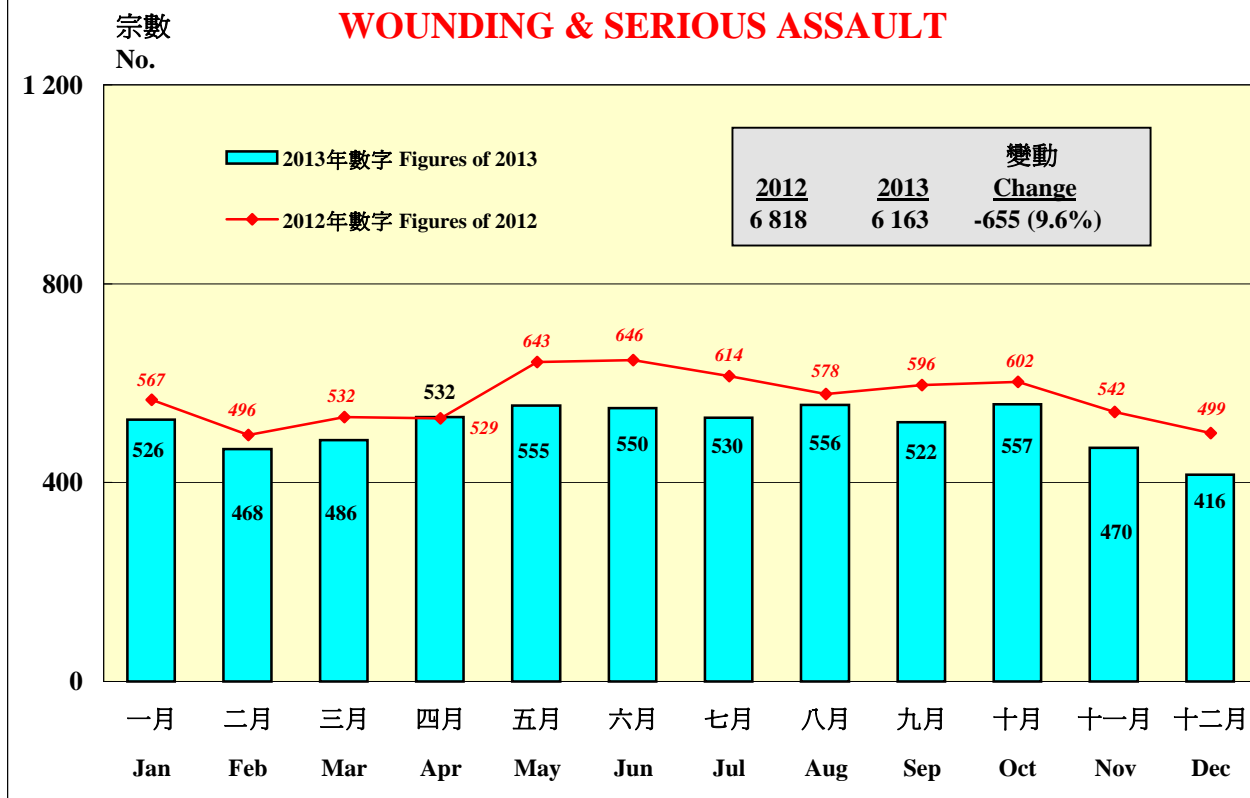
[#] 涉案的類似手槍可能是真槍或做製槍械。由於槍枝未經使用及沒有被檢獲，因此不可列為真槍。

[#] Pistol-like objects involved may be genuine or imitation firearms. They are not classified as firearms because they have not been used / seized.

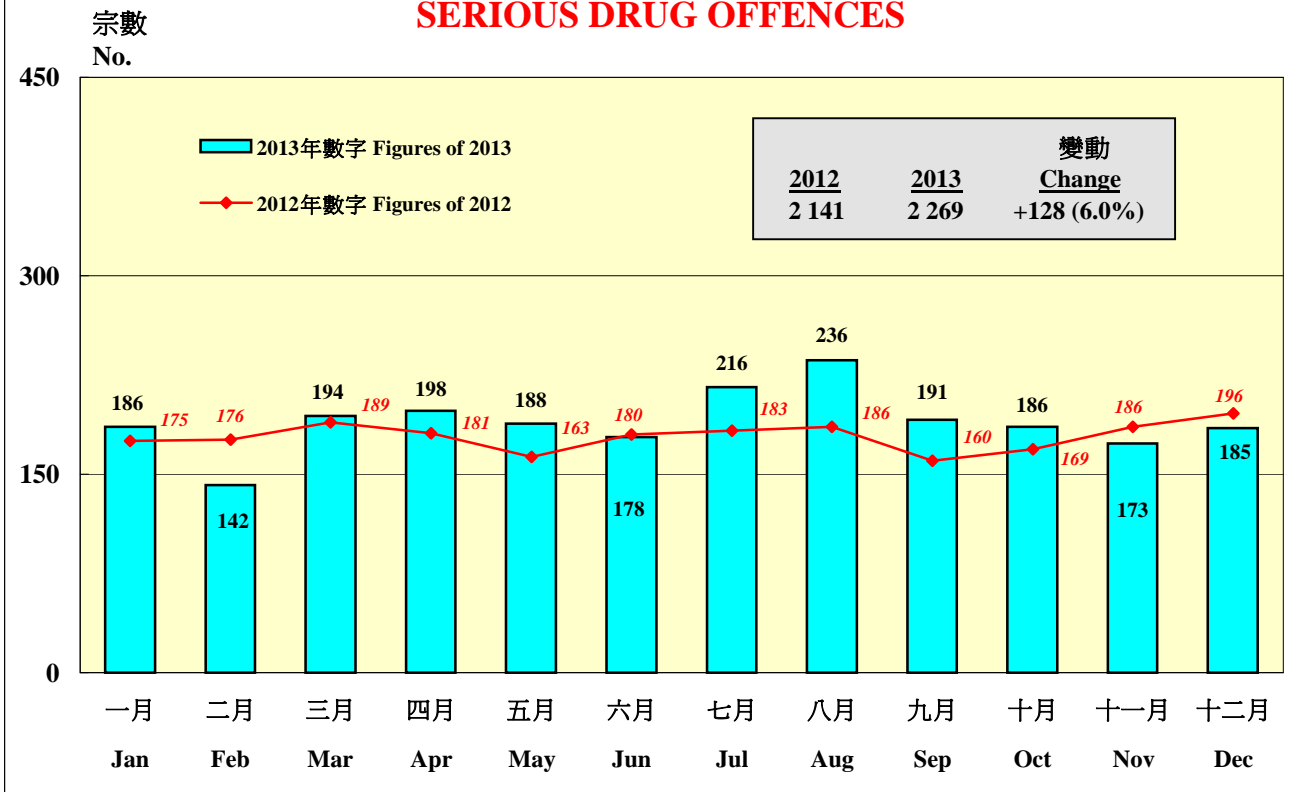
爆竊案 BURGLARY



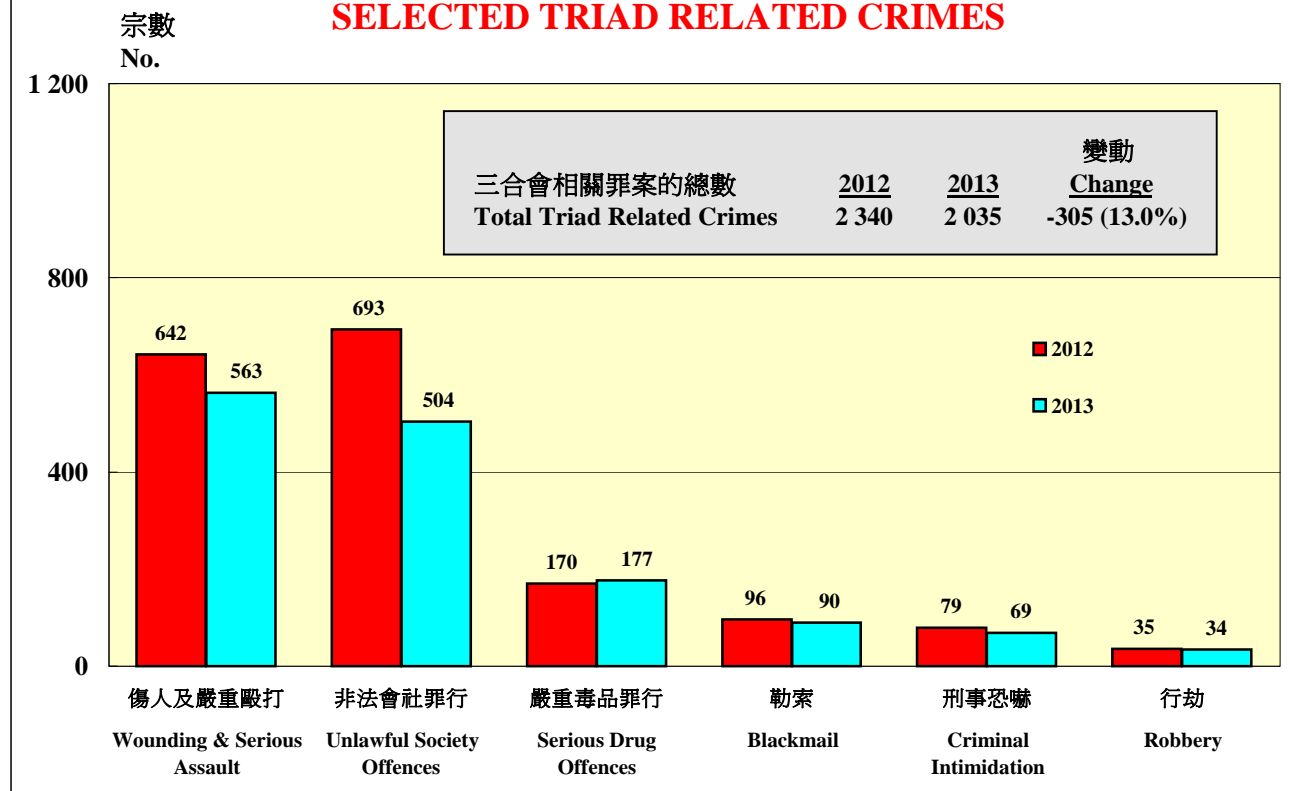
傷人及嚴重毆打案 WOUNDING & SERIOUS ASSAULT



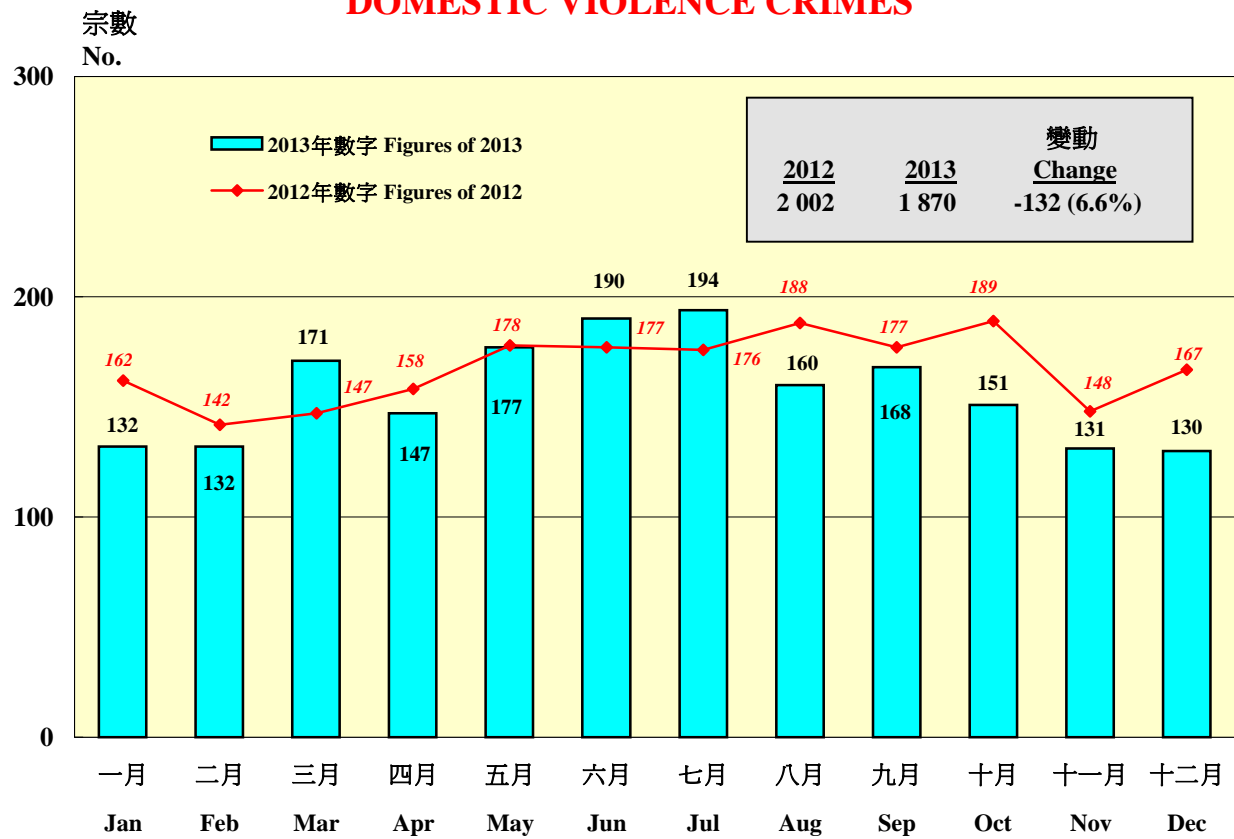
嚴重毒品罪行 SERIOUS DRUG OFFENCES

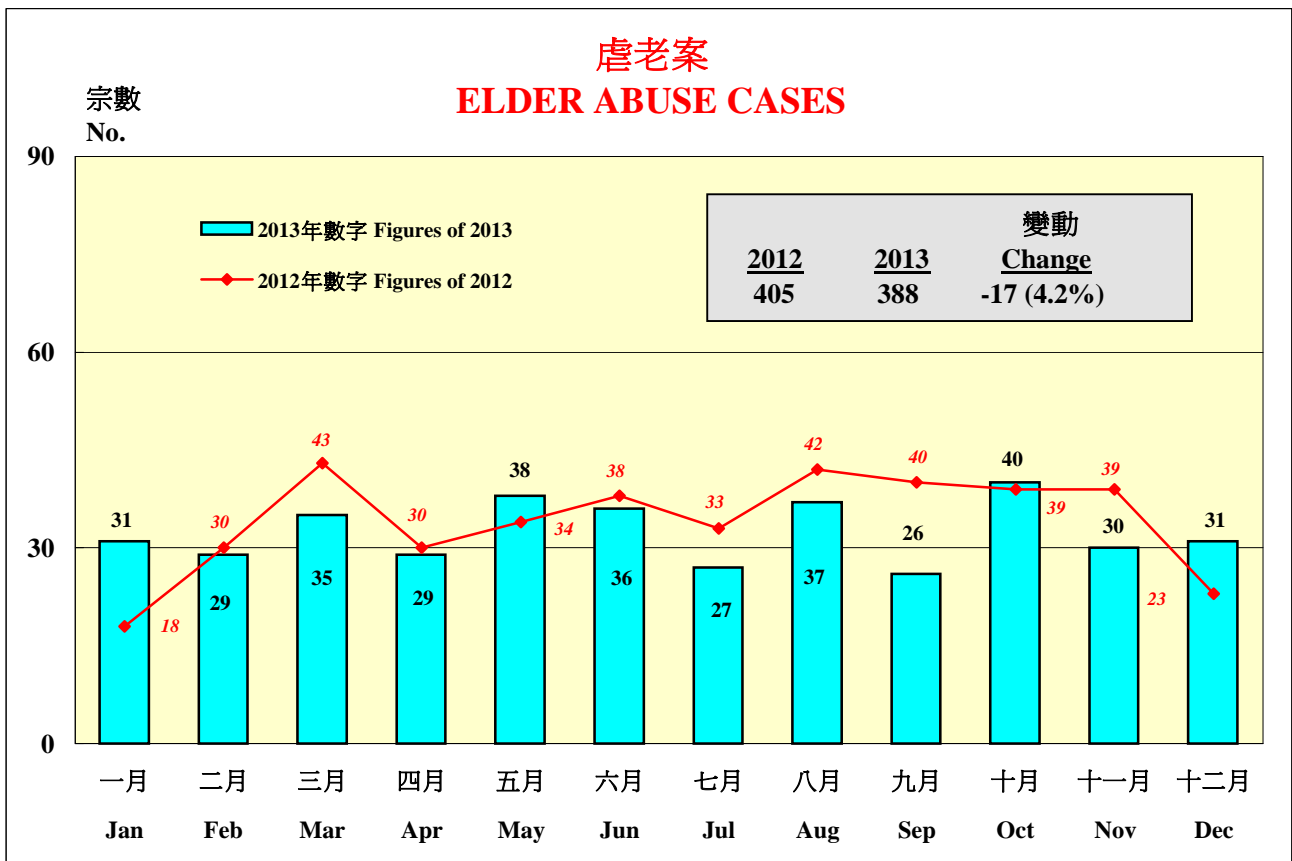
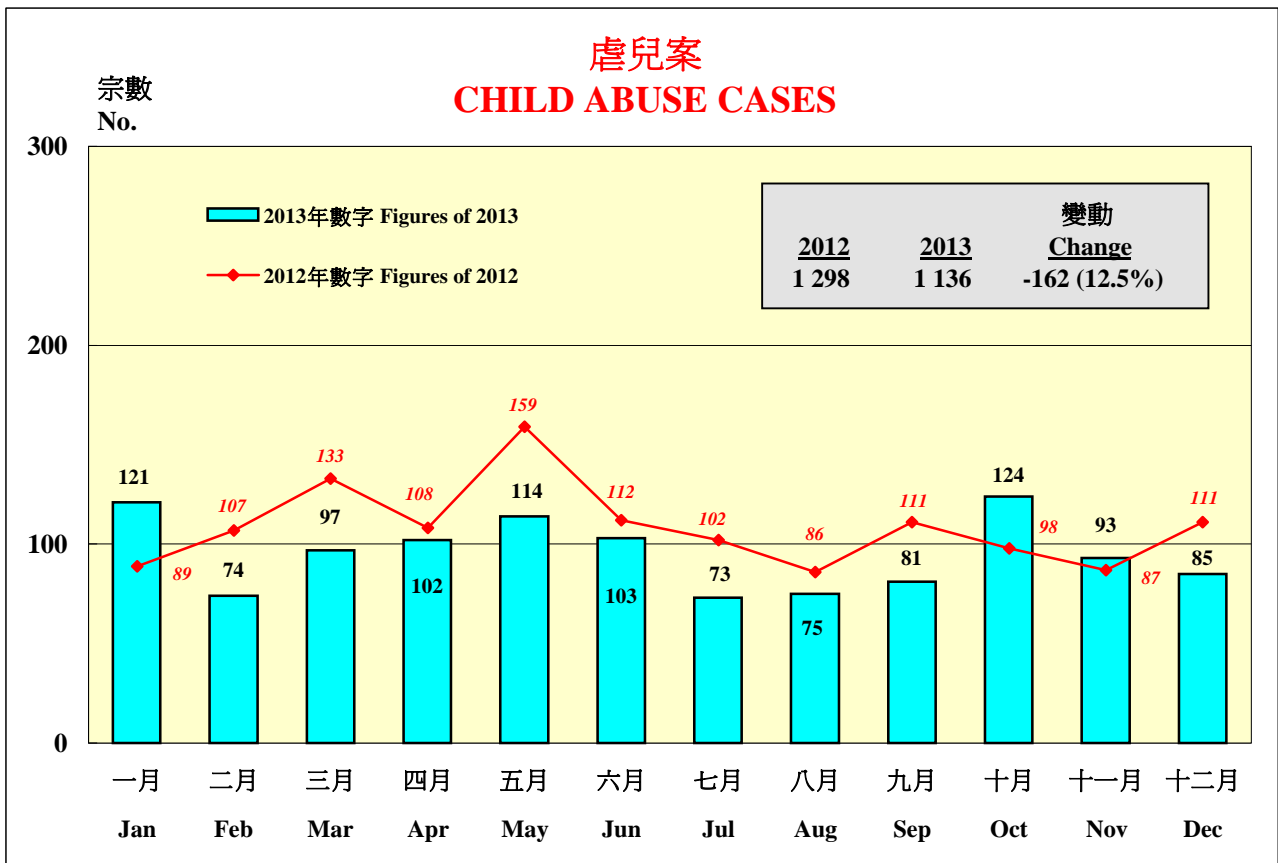


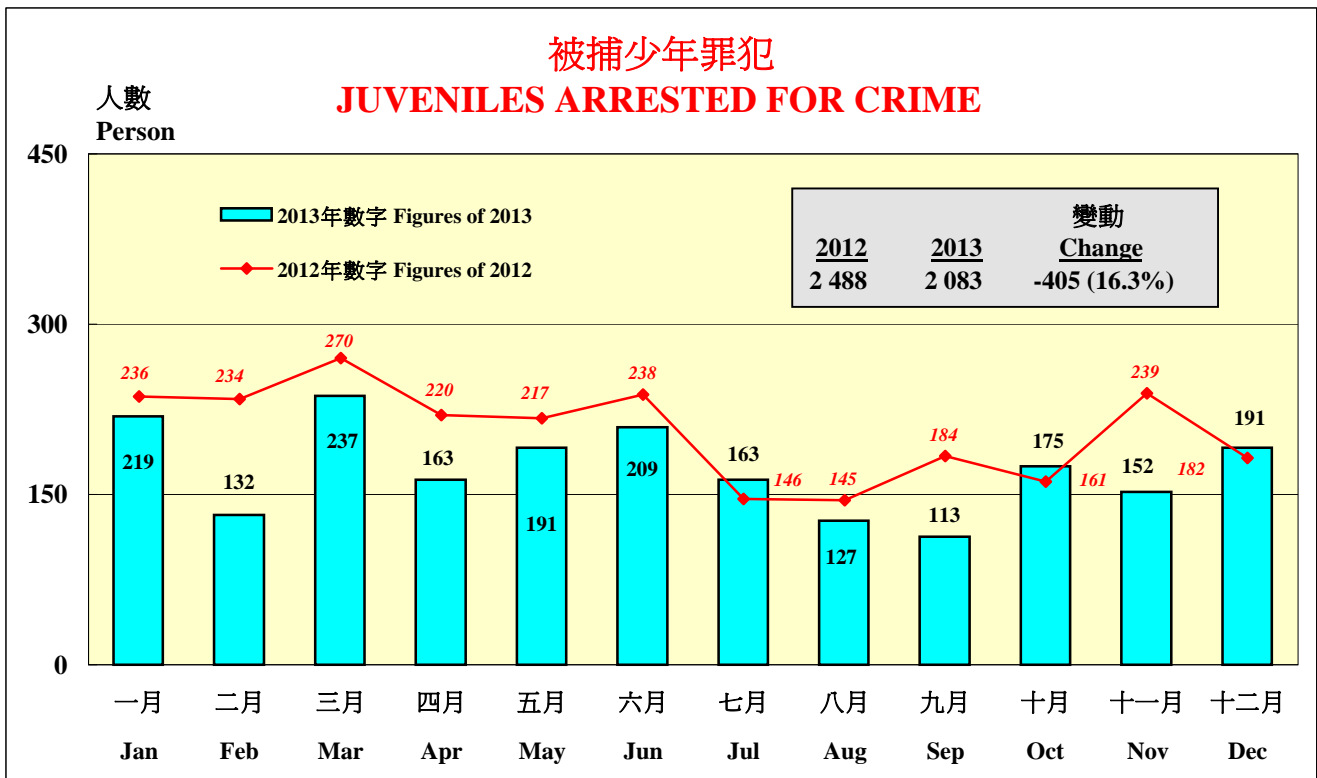
三合會相關罪案 SELECTED TRIAD RELATED CRIMES



家庭暴力刑事案件 DOMESTIC VIOLENCE CRIMES

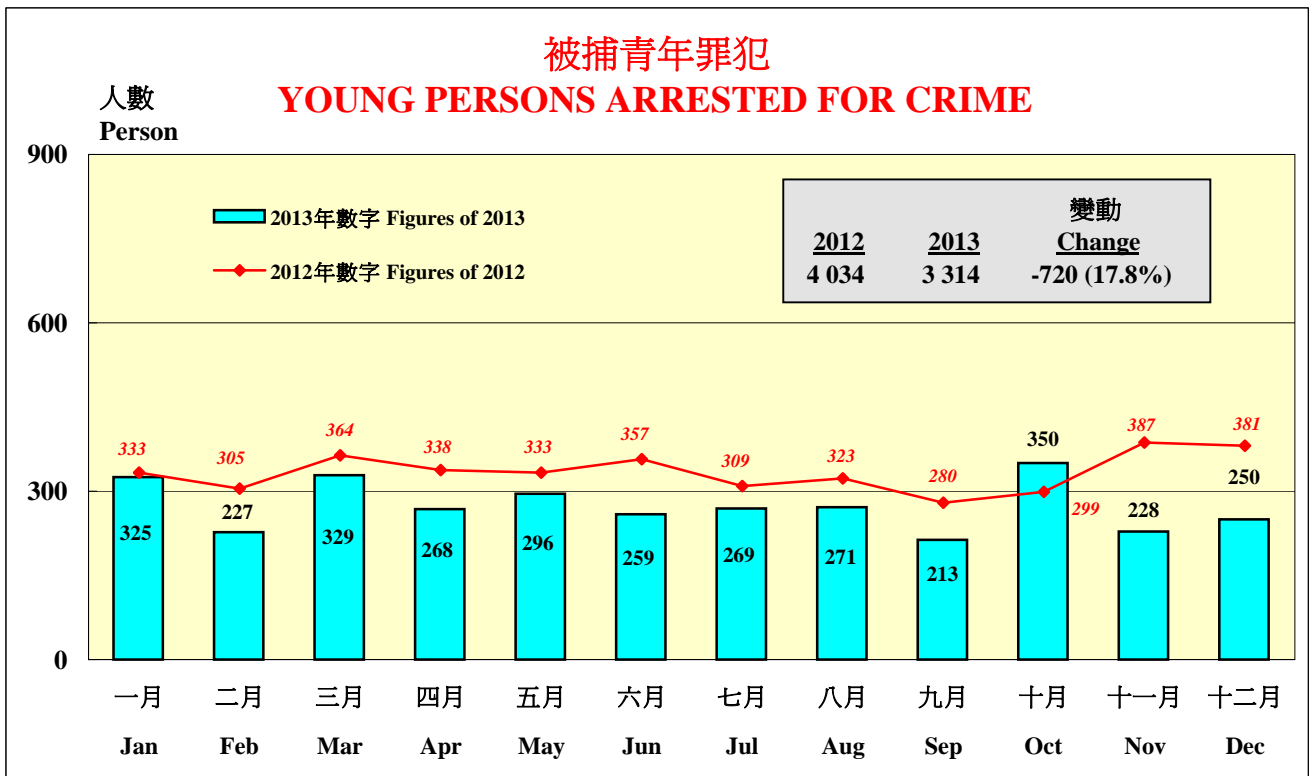






註：少年罪犯年齡是10-15歲。涉案多數是店舖盜竊、雜項盜竊及傷人及嚴重毆打。

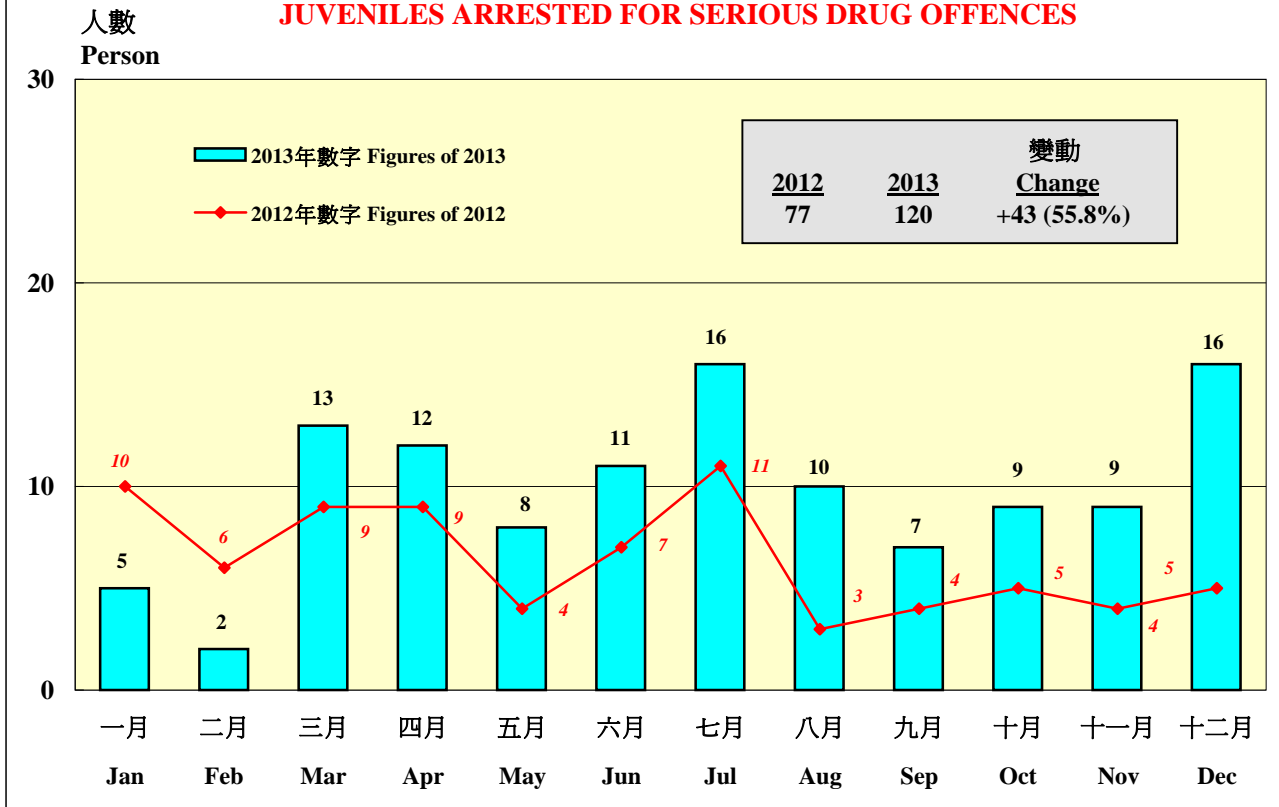
Note: Juveniles refer to those aged 10-15. The most prevalent offences were shop theft, miscellaneous thefts, and wounding and serious assault.



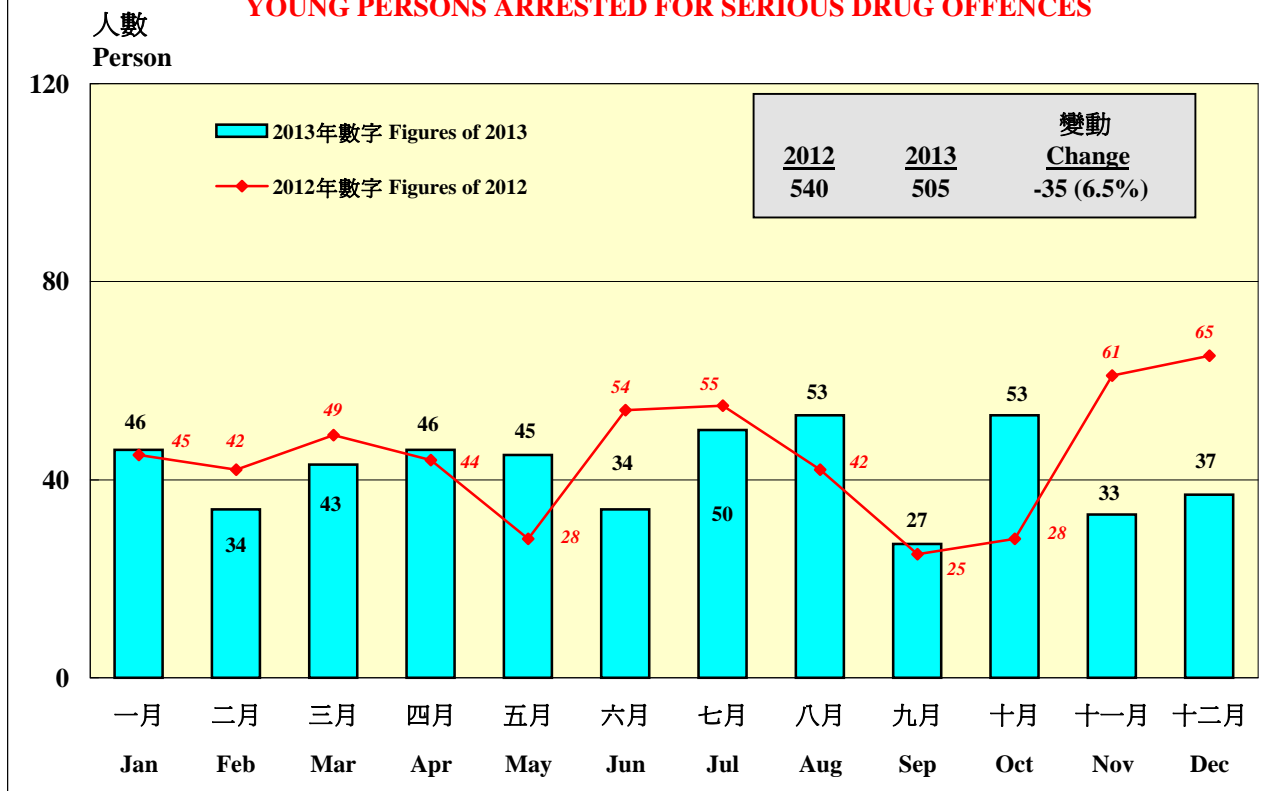
註：青年罪犯年齡是16-20歲。涉案多數是傷人及嚴重毆打、嚴重毒品罪行及雜項盜竊。

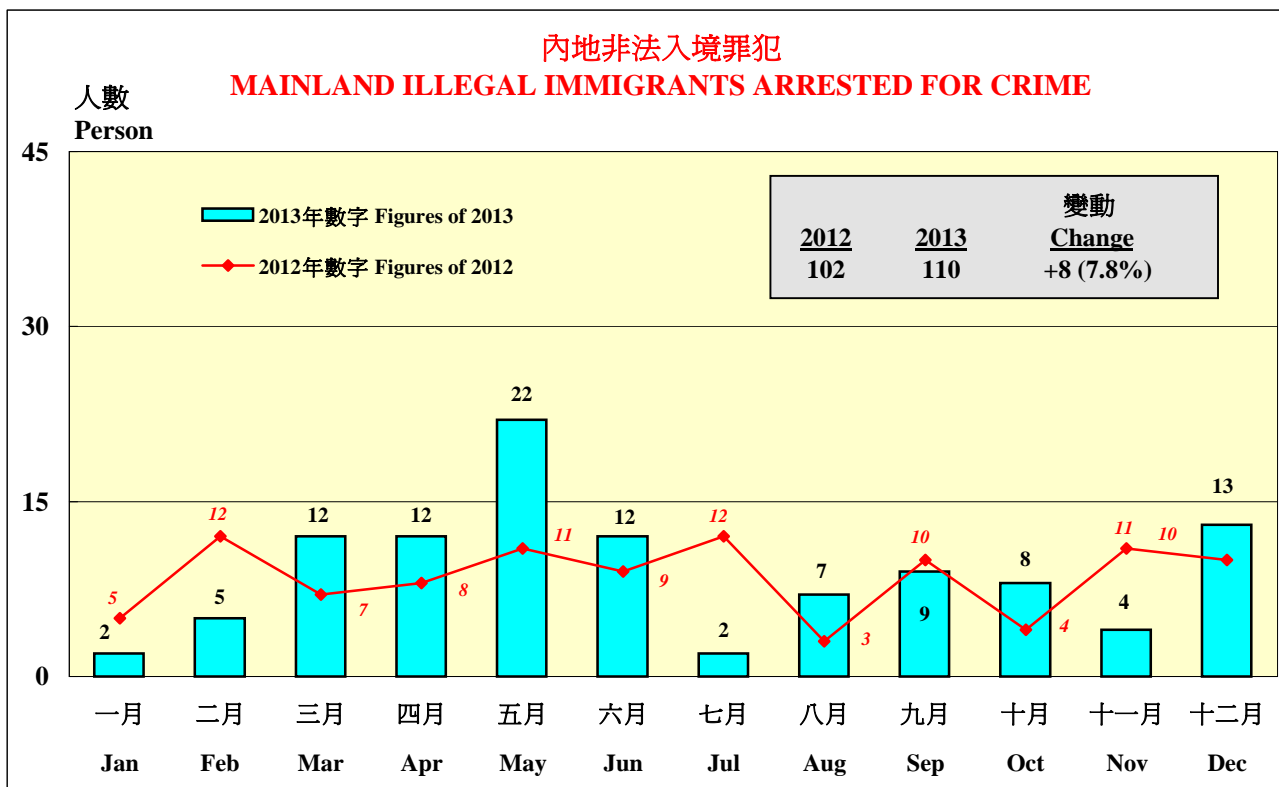
Note: Young persons refer to those aged 16-20. The most prevalent offences were wounding and serious assault, serious drug offences, and miscellaneous thefts.

因干犯嚴重毒品罪行而被捕的少年罪犯
JUVENILES ARRESTED FOR SERIOUS DRUG OFFENCES



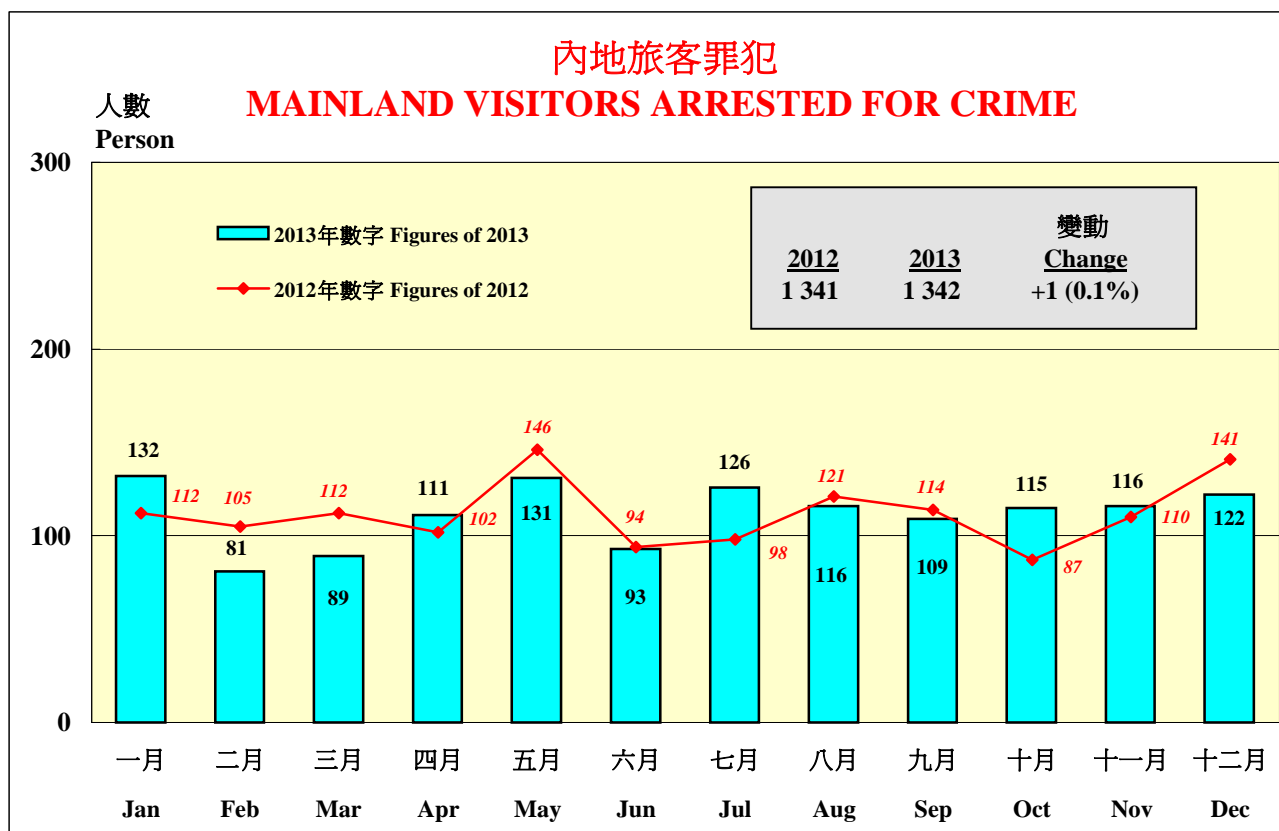
因干犯嚴重毒品罪行而被捕的青年罪犯
YOUNG PERSONS ARRESTED FOR SERIOUS DRUG OFFENCES





註： 涉案多數是嚴重非法入境罪行、爆竊及偽造文件及假錢。

Note: The most prevalent offences were serious immigration offences, burglary, and forgery and coinage.



註： (一) 以上包括持雙程證、護照訪港人士和逾期居留旅客， 但不包括內地非法入境者。

(二) 涉案多數是店舖盜竊、雜項盜竊及其他罪案。

Notes: (1) Including Two-way Permit, Passport holders and overstayed visitors, but excluding illegal immigrants.

(2) The most prevalent offences were shop theft, miscellaneous thefts and other crime.