

Head 162 — RATING AND VALUATION DEPARTMENT

Controlling officer: the Commissioner of Rating and Valuation will account for expenditure under this Head.

Estimate 2015–16 **\$501.9m**

Establishment ceiling 2015–16 (notional annual mid-point salary value) representing an estimated 847 non-directorate posts as at 31 March 2015 rising by five posts to 852 posts as at 31 March 2016..... **\$318.6m**

In addition, there will be an estimated 14 directorate posts as at 31 March 2015 and as at 31 March 2016.

Controlling Officer's Report

Programmes

Programme (1) Statutory Valuation and Assessments	This programme contributes to Policy Area 25: Revenue Collection and Financial Control (Secretary for Financial Services and the Treasury) and Policy Area 31: Housing (Secretary for Transport and Housing).
Programme (2) Collection and Billing of Rates and Government Rent	This programme contributes to Policy Area 25: Revenue Collection and Financial Control (Secretary for Financial Services and the Treasury).
Programme (3) Provision of Valuation and Property Information Services	This programme contributes to Policy Area 27: Intra-Governmental Services (Secretary for Financial Services and the Treasury) and Policy Area 31: Housing (Secretary for Transport and Housing).
Programme (4) Landlord and Tenant Services	This programme contributes to Policy Area 31: Housing (Secretary for Transport and Housing).

Detail

Programme (1): Statutory Valuation and Assessments

	2013–14 (Actual)	2014–15 (Original)	2014–15 (Revised)	2015–16 (Estimate)
Financial provision (\$m)	299.3	315.2	310.6 (–1.5%)	326.2 (+5.0%)
				(or +3.5% on 2014–15 Original)

Aim

2 The aim is to establish and maintain a database showing all properties liable to Rates and/or Government Rent with their respective rateable values which are reviewed annually.

Brief Description

3 The Department:

- references properties, creates and maintains a database for them with a view to determining and updating their rateable values on an annual basis;
- compiles and maintains:
 - a Valuation List showing all rated properties together with their rateable values, on which Rates are charged at a percentage determined in accordance with the Rating Ordinance (Cap. 116); and
 - a Government Rent Roll for all properties assessed to Government Rent under the Government Rent (Assessment and Collection) Ordinance (Cap. 515) and their rateable values upon which Government Rent is charged at three per cent;
- reviews rateable values upon receipt of objections and appeals;
- processes applications for Rates and/or Government Rent exemption; and
- conducts a general revaluation of the rateable values of properties in the Valuation List and Government Rent Roll annually to reflect prevailing market rents.

Head 162 — RATING AND VALUATION DEPARTMENT

4 The key performance measures in respect of statutory valuation and assessments are:

Targets

	Target	2013–14 (Actual)	2014–15 (Revised Estimate)	2015–16 (Plan)
notifying the ratepayer and/or rentpayer of the rateable value of a new property within eight months from the date when Rates and/or Government Rent first become payable (%).....	85	86	85	85
processing objections to new assessments within four months (%)#.....	90	96	90	90
processing objections to existing assessments within four months (%)#.....	85	88	85	85
keeping the number of assessments unchallenged or remaining unchanged after objection review to not less than a set percentage of the assessments in the Valuation List (the set percentage)	no less than 95	99	99	99
allocating building numbers to new buildings not later than one month after their completion in urban areas (%).....	95	98	95	95
allocating building numbers to new buildings not later than one month upon receipt of completion document in rural areas where there is an established numbering scheme (%)	90	100	90	90

The statutory requirement is to process objections within six months.

Indicators

	2013–14 (Actual)	2014–15 (Revised Estimate)	2015–16 (Estimate)
Valuation List for Rates			
assessments in the List at year end.....	2 418 892	2 440 000	2 460 000
new assessments added to the List.....	28 182	30 000	30 000
assessments deleted from the List.....	9 820	10 000	10 000
Government Rent Roll			
assessments in the Rent Roll at year end	1 874 794	1 890 000	1 910 000
new assessments added to the Rent Roll.....	25 513	26 000	26 000
assessments deleted from the Rent Roll.....	6 812	8 000	8 000
Valuation List for Rates and Government Rent Roll			
total assessments	4 293 686	4 330 000	4 370 000
assessments per post.....	7 793	7 844	7 846

Matters Requiring Special Attention in 2015–16

5 The Department will:

- continue the referencing and valuation of properties not yet assessed to Rates and/or Government Rent, and add them to the database;
- carry out the annual general revaluation to update rateable values to take effect from 1 April 2016; and
- review and enhance the computer systems to further improve efficiency and services to the public.

Head 162 — RATING AND VALUATION DEPARTMENT

Programme (2): Collection and Billing of Rates and Government Rent

	2013–14 (Actual)	2014–15 (Original)	2014–15 (Revised)	2015–16 (Estimate)
Financial provision (\$m)	55.2	57.2	60.7 (+6.1%)	63.2 (+4.1%)
				(or +10.5% on 2014–15 Original)

Aim

6 The aim is to levy Rates and charge Government Rent in accordance with the Rating Ordinance and the Government Rent (Assessment and Collection) Ordinance respectively.

Brief Description

7 The Department issues demand notes and maintains accounts for Rates and/or Government Rent for all properties included in the Valuation List and the Government Rent Roll. The Department also regularly reviews the Rating Ordinance and the Government Rent (Assessment and Collection) Ordinance, and updates procedures to ensure the timely collection of Rates and Government Rent and to improve services to the public.

8 The key performance measures in respect of collection and billing of Rates and Government Rent are:

Targets

	Target	2013–14 (Actual)	2014–15 (Revised Estimate)	2015–16 (Plan)
collection of Rates				
keeping the amount of arrears within a set percentage of the Rates demanded for the preceding 12 months (the set percentage).....	no more than 0.9	0.4	0.7	0.9
collection of Government Rent				
keeping the amount of arrears within a set percentage of the Government Rent demanded for the preceding 12 months (the set percentage).....	no more than 1.1	0.7	1.0	1.1

Indicators

	2013–14 (Actual)	2014–15 (Revised Estimate)	2015–16 (Estimate)
Rates and Government Rent accounts maintained.....	2 509 315	2 525 000	2 545 000
Rates and Government Rent accounts per post.....	25 093	25 250	25 450

Matters Requiring Special Attention in 2015–16

9 The Department will continue to:

- remind payers of their responsibility of timely settlement of Rates and Government Rent and the consequences of late payment, and
- review and enhance its Accounting and Billing System to speed up the recovery of arrears and to identify areas for improvement in service delivery.

Head 162 — RATING AND VALUATION DEPARTMENT

Programme (3): Provision of Valuation and Property Information Services

	2013–14 (Actual)	2014–15 (Original)	2014–15 (Revised)	2015–16 (Estimate)
Financial provision (\$m)	78.4	78.2	81.5 (+4.2%)	82.4 (+1.1%)
				(or +5.4% on 2014–15 Original)

Aim

10 The aim is to provide valuation and property information services to government bureaux and departments, the private sector and the general public.

Brief Description

11 The main activities involved are:

- providing property valuation advice to the Inland Revenue Department to facilitate the collection of stamp duty and estate duty;
- providing valuation advice to government bureaux and departments to assist them in formulating policies and in their day-to-day work;
- compiling and publishing property market information on a regular basis, and providing property-related information to government bureaux and departments to facilitate policy review and formulation; and
- providing enquiry service on property information to the public.

12 The key performance measures in respect of provision of valuation and property information services are:

Targets

	Target	2013–14 (Actual)	2014–15 (Revised Estimate)	2015–16 (Plan)
notifying the Inland Revenue Department of valuation on stamp duty cases within four months (%).....	85	86	85	85
notifying the Inland Revenue Department of valuation on estate duty cases within six months (%)^.....	85	99	85	85
notifying other client departments of valuation advice within four months (%).....	90	94	90	90
publishing the monthly property market statistics within six weeks following the end of the month (%).....	100	100	100	100

Indicators

	2013–14 (Actual)	2014–15 (Revised Estimate)	2015–16 (Estimate)
stamp duty cases scrutinised where stated consideration is considered adequate.....	78 754	90 000	90 000
stamp duty cases scrutinised where stated consideration is considered inadequate.....	5 174	6 000	6 000
valuations provided for stamp duty cases without stated consideration.....	5 900	6 000	6 000
valuations provided for estate duty purposes^.....	865	700	700
valuations on stamp duty and estate duty cases per post	1 067	1 208	1 208
other valuations and rental advice cases provided	22 994	12 000¶	23 000
other valuations and rental advice cases per post.....	500	261¶	500

^ Although estate duty was abolished on 11 February 2006, there are still some outstanding cases to be processed.

¶ The decrease is due to the extension of rental freeze for public markets managed by the Food and Environmental Hygiene Department up to December 2015. Hence, there is no need to provide rental advice for about 11 000 cases in 2014–15.

Head 162 — RATING AND VALUATION DEPARTMENT

Matters Requiring Special Attention in 2015–16

13 The Department will continue to:

- provide property-related information to government bureaux and departments to facilitate their policy review and formulation; and
- review and enhance its computer systems to enrich the textual and graphic repository of property information, so as to improve the efficiency of data retrieval and transfer among the parties concerned, including government departments and agencies.

Programme (4): Landlord and Tenant Services

	2013–14 (Actual)	2014–15 (Original)	2014–15 (Revised)	2015–16 (Estimate)
Financial provision (\$m)	26.9	28.7	29.8 (+3.8%)	30.1 (+1.0%)
				(or +4.9% on 2014–15 Original)

Aim

14 The Department assists landlords and tenants in accordance with the Landlord and Tenant (Consolidation) Ordinance (Cap. 7) (LTCO). It also provides advisory and mediatory services to the public on tenancy matters.

Brief Description

15 The main activities involved are:

- administering the provisions of the LTCO, including processing applications and notifications made under the LTCO;
- monitoring the operation of the LTCO by conducting surveys and reviews, and making recommendations to the Secretary for Transport and Housing as and when necessary for improving tenancy arrangements under the LTCO; and
- providing the public with advisory and mediatory services on tenancy matters.

16 The key performance measures in respect of landlord and tenant services are:

Targets

	Target	2013–14 (Actual)	2014–15 (Revised Estimate)	2015–16 (Plan)
endorsing a notice of new letting or lease renewal within one month (%)	99	100	99	99
issuing a substantive reply to a written or electronic enquiry on tenancy matters within 14 days (%).....	90	100	90	90

Indicators

	2013–14 (Actual)	2014–15 (Revised Estimate)	2015–16 (Estimate)
applications and notices processed.....	51 672	53 000	53 000
enquiries handled	163 330	160 000	160 000
applications, notices and enquiries processed per post	2 634	2 581	2 581

Matters Requiring Special Attention in 2015–16

17 The Department will continue to administer the provisions of the LTCO.

Head 162 — RATING AND VALUATION DEPARTMENT

ANALYSIS OF FINANCIAL PROVISION

	2013-14 (Actual) (\$m)	2014-15 (Original) (\$m)	2014-15 (Revised) (\$m)	2015-16 (Estimate) (\$m)
Programme				
(1) Statutory Valuation and Assessments ...	299.3	315.2	310.6	326.2
(2) Collection and Billing of Rates and Government Rent	55.2	57.2	60.7	63.2
(3) Provision of Valuation and Property Information Services	78.4	78.2	81.5	82.4
(4) Landlord and Tenant Services.....	26.9	28.7	29.8	30.1
	459.8	479.3	482.6 (+0.7%)	501.9 (+4.0%)
				(or +4.7% on 2014-15 Original)

Analysis of Financial and Staffing Provision

Programme (1)

Provision for 2015-16 is \$15.6 million (5.0%) higher than the revised estimate for 2014-15. This is mainly due to increased salary provision for an increase of five posts and provision for possible refund of overcharged interest in respect of some Government Rent appeals.

Programme (2)

Provision for 2015-16 is \$2.5 million (4.1%) higher than the revised estimate for 2014-15. This is mainly due to increased requirement for general departmental expenses.

Programme (3)

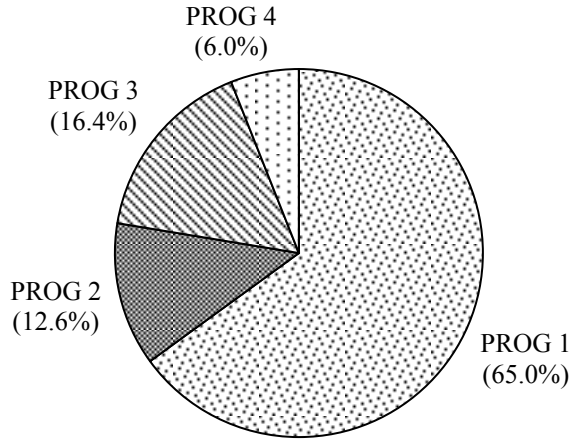
Provision for 2015-16 is \$0.9 million (1.1%) higher than the revised estimate for 2014-15. This is mainly due to increased requirement for general departmental expenses.

Programme (4)

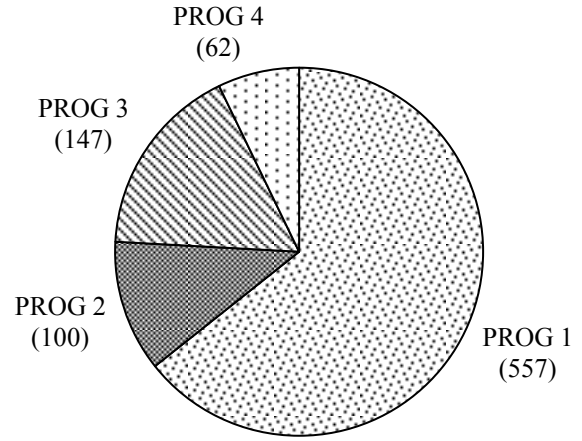
Provision for 2015-16 is \$0.3 million (1.0%) higher than the revised estimate for 2014-15. This is mainly due to increased requirement for general departmental expenses.

Head 162 — RATING AND VALUATION DEPARTMENT

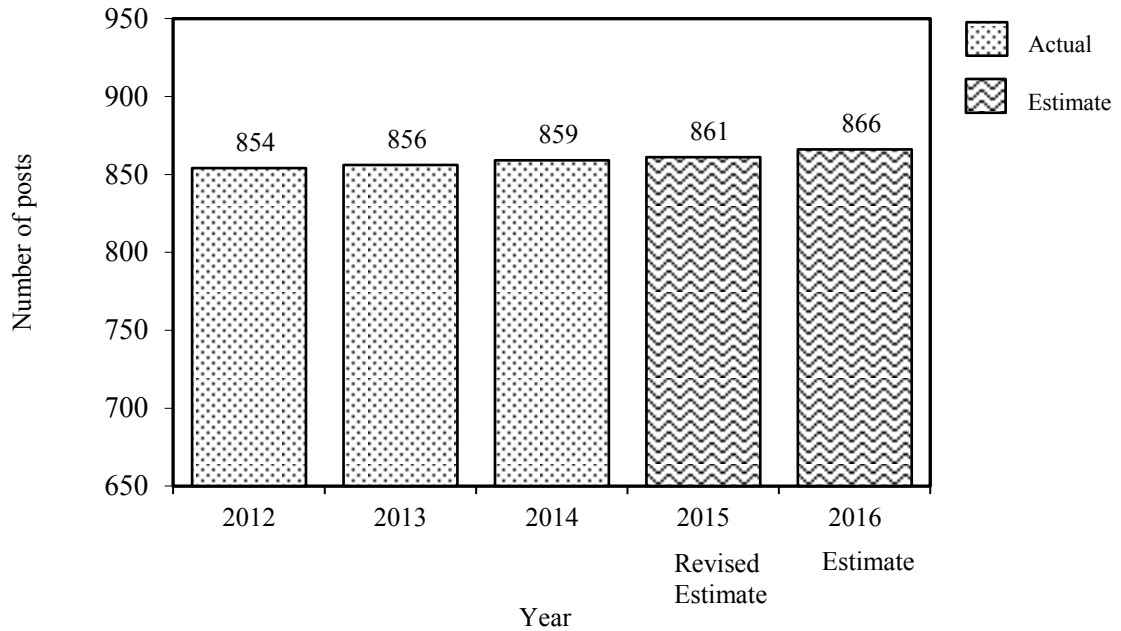
Allocation of provision to programmes (2015-16)



Staff by programme (as at 31 March 2016)



Changes in the size of the establishment (as at 31 March)



Head 162 — RATING AND VALUATION DEPARTMENT

Sub-head (Code)	Actual expenditure 2013-14	Approved estimate 2014-15	Revised estimate 2014-15	Estimate 2015-16	
	\$'000	\$'000	\$'000	\$'000	
Operating Account					
Recurrent					
000	Operational expenses	458,378	479,332	482,612	501,929
	Total, Recurrent.....	458,378	479,332	482,612	501,929
	Total, Operating Account	458,378	479,332	482,612	501,929
<hr/>					
Capital Account					
Plant, Equipment and Works					
	Minor plant, vehicles and equipment (block vote).....	1,408	—	—	—
	Total, Plant, Equipment and Works.....	1,408	—	—	—
	Total, Capital Account.....	1,408	—	—	—
<hr/>					
	Total Expenditure	459,786	479,332	482,612	501,929
		<u>459,786</u>	<u>479,332</u>	<u>482,612</u>	<u>501,929</u>

Head 162 — RATING AND VALUATION DEPARTMENT

Details of Expenditure by Subhead

The estimate of the amount required in 2015–16 for the salaries and expenses of the Rating and Valuation Department is \$501,929,000. This represents an increase of \$19,317,000 over the revised estimate for 2014–15 and of \$42,143,000 over the actual expenditure in 2013–14.

Operating Account

Recurrent

2 Provision of \$501,929,000 under *Subhead 000 Operational expenses* is for the salaries, allowances and other operating expenses of the Rating and Valuation Department.

3 The establishment as at 31 March 2015 will be 861 permanent posts. It is expected that five permanent posts will be created in 2015–16. Subject to certain conditions, the controlling officer may under delegated power create or delete non-directorate posts during 2015–16, but the notional annual mid-point salary value of all such posts must not exceed \$318,598,000.

4 An analysis of the financial provision under *Subhead 000 Operational expenses* is as follows:

	2013–14 (Actual) (\$'000)	2014–15 (Original) (\$'000)	2014–15 (Revised) (\$'000)	2015–16 (Estimate) (\$'000)
Personal Emoluments				
- Salaries.....	373,208	376,369	392,206	394,863
- Allowances.....	3,821	4,936	5,126	5,152
- Job-related allowances.....	12	13	7	14
Personnel Related Expenses				
- Mandatory Provident Fund contribution.....	710	1,160	926	1,279
- Civil Service Provident Fund contribution.....	3,924	5,063	5,187	6,767
Departmental Expenses				
- Temporary staff.....	20,573	22,055	19,444	20,267
- General departmental expenses	56,130	69,736	59,716	73,587
	458,378	479,332	482,612	501,929