

Head 26 — CENSUS AND STATISTICS DEPARTMENT

Controlling officer: the Commissioner for Census and Statistics will account for expenditure under this Head.

Estimate 2018–19 **\$672.6m**

Establishment ceiling 2018–19 (notional annual mid-point salary value) representing an estimated 1 236 non-directorate posts as at 31 March 2018 rising by seven posts to 1 243 posts as at 31 March 2019..... **\$492.4m**

In addition, there will be an estimated seven directorate posts as at 31 March 2018 and as at 31 March 2019.

Controlling Officer's Report

Programmes

- | | |
|---|--|
| Programme (1) Trade Statistics | This programme contributes to Policy Area 6: Commerce and Industry (Secretary for Commerce and Economic Development) and Policy Area 27: Intra-Governmental Services (Secretary for Financial Services and the Treasury). |
| Programme (2) Social Statistics | These programmes contribute to Policy Area 27: Intra-Governmental Services (Secretary for Financial Services and the Treasury). |
| Programme (3) National Accounts and Balance of Payments Statistics | |
| Programme (4) General Statistical Services | |
| Programme (5) Price/Industry/Service Statistics | This programme contributes to Policy Area 17: Information Technology and Broadcasting (Secretary for Innovation and Technology) and Policy Area 27: Intra-Governmental Services (Secretary for Financial Services and the Treasury). |
| Programme (6) Labour Statistics | This programme contributes to Policy Area 27: Intra-Governmental Services (Secretary for Financial Services and the Treasury). |

Detail

Programme (1): Trade Statistics

	2016–17 (Actual)	2017–18 (Original)	2017–18 (Revised)	2018–19 (Estimate)
Financial provision (\$m)	172.7	176.2	175.0 (–0.7%)	181.9 (+3.9%)
				(or +3.2% on 2017–18 Original)

Aim

2 The aim is to process import/export declarations and cargo manifests, to safeguard the Government's revenue from import/export declaration charges, and to produce and analyse trade statistics.

Brief Description

- 3** The work involves:
- processing import/export declarations submitted by importers/exporters and cargo manifests submitted by carriers,
 - matching import/export declarations and cargo manifests to ensure full collection of import/export declaration charges,
 - designing commodity classification systems and compiling trade statistics,
 - conducting monthly surveys on trade related to outward processing in the Mainland,
 - conducting surveys on re-export trade for estimating the rates of re-export margin,
 - conducting supplementary surveys to track the latest developments in the trade structure of Hong Kong,

Head 26 — CENSUS AND STATISTICS DEPARTMENT

- collecting data for adjusting import statistics to a free-on-board basis to facilitate compilation of national income and balance of payments (BoP) statistics and international comparison of trade data,
 - compiling import/export specification price indices,
 - compiling port cargo statistics and container statistics, and
 - conducting an annual survey to collect data on trade in services and offshore trade in goods.
- 4 In 2017, the Department conducted further study on the compilation of foreign affiliates statistics for Hong Kong.
- 5 The key performance measures are:

Targets

	Target	2016 (Actual)	2017 (Actual)	2018 (Plan)
provision of statistics requiring simple action (working days).....	0.5	0.2	0.2	0.2
provision of photocopies or softcopies containing detailed information upon receipt of a firm order (working days)....	2	2	2	2
assistance in completion of import/export declarations or cargo manifests				
simple enquiries by telephone or personal visit (minutes).....	4	4	4	4
complex enquiries by telephone or personal visit (working days).....	1	1	1	1
written enquiries (working days).....	1	1	1	1
time after reference period for release of monthly trade statistics (weeks).....	4	4	4	4
time required for issuing notices for outstanding import/export declarations (months).....	1.5	1.2	1.2	1.2

Indicators

	2016 (Actual)	2017 (Actual)	2018 (Estimate)
import/export declarations checked (million)	20.0	20.2	20.2
cargo manifests processed (million).....	7.9	8.1	8.1
statistical reports/publications produced	9	9	8
surveys conducted	6	6	6

Matters Requiring Special Attention in 2018–19

6 During 2018–19, the Department will continue to support the use of electronic submission services for import/export declarations and cargo manifests.

Programme (2): Social Statistics

	2016–17 (Actual)	2017–18 (Original)	2017–18 (Revised)	2018–19 (Estimate)
Financial provision (\$m)	258.1	126.2	117.8 (–6.7%)	110.5 (–6.2%)
				(or –12.4% on 2017–18 Original)

Aim

7 The aim is to produce and analyse demographic, labour force and social statistics, and to maintain a register of quarters as a sampling frame for conducting household surveys.

Brief Description

- 8 The work involves:
- conducting population censuses/by-censuses at five-yearly intervals;
 - compiling vital statistics and population statistics and making population projections;

Head 26 — CENSUS AND STATISTICS DEPARTMENT

- conducting a continuous General Household Survey with a core part to collect data on the labour force, employment, unemployment and underemployment and a supplementary part to collect data on a variety of social topics;
 - organising the Thematic Household Survey (THS) series to meet the statistical data requirements of bureaux and departments under a contracting-out mode; and
 - maintaining an up-to-date register of quarters.
- 9 The key performance measures are:

Targets

	Target	2016 (Actual)	2017 (Actual)	2018 (Plan)
provision of statistics requiring simple action (working days).....	1	1	1	1
provision of photocopies or softcopies containing detailed information upon receipt of a firm order (working days)....	4	4	4	4
time after reference period or time-point for release of				
half-yearly population statistics (months)	1.7	1.5	1.6	1.5
annual vital statistics (months)	7.5	7.5	7.5	7.5
unemployment and underemployment statistics for three-month periods (days)	18	18	18	18

Indicators

	2016 (Actual)	2017 (Actual)	2018 (Estimate)
quarters records updated	123 000#	108 000	112 000
households enumerated¶.....	287 900λ	78 000	78 000
statistical systems maintained/enhanced/developed	10	10	10
statistical reports/publications producedφ.....	8	17@	12@
surveys conductedΨ	4δ	3	3

More quarters records were updated in 2016 owing to the special updating exercise for the 2016 Population By-census (16BC).

¶ Excluding households enumerated in surveys contracted out to private survey research firms.

λ Including some 212 000 households enumerated in the 16BC and some 900 households enumerated in the Post Enumeration Survey of the 16BC.

φ The figures vary according to the requirements of bureaux and departments for conducting THS series as well as the scale and complexity of the surveys concerned.

@ Including statistical reports/publications on 16BC results.

Ψ Including household surveys contracted out to private survey research firms.

δ Including the 16BC and the Post Enumeration Survey of the 16BC.

Matters Requiring Special Attention in 2018–19

10 Initial planning for the 2021 Population Census has commenced. The feasibility study for the supporting computer systems and web applications is scheduled for completion in 2018–19.

Programme (3): National Accounts and Balance of Payments Statistics

	2016–17 (Actual)	2017–18 (Original)	2017–18 (Revised)	2018–19 (Estimate)
Financial provision (\$m)	84.2	87.7	87.3 (–0.5%)	90.9 (+4.1%)
				(or +3.6% on 2017–18 Original)

Aim

11 The aim is to produce and analyse Gross Domestic Product (GDP), Gross National Income (GNI), BoP and related statistics in a timely and accurate manner, and to assist in the preparation of Government's forecasts of various economic aggregates.

Head 26 — CENSUS AND STATISTICS DEPARTMENT

Brief Description

12 The work involves:

- compiling quarterly and annual GDP and GNI statistics based on international statistical standards recommended in the “System of National Accounts” of the United Nations;
- compiling quarterly and annual BoP, international investment position and external debt statistics in accordance with the standards stipulated in the “Balance of Payments and International Investment Position Manual” of the International Monetary Fund;
- conducting survey work for collecting data required for the compilation of annual external direct investment statistics as well as quarterly and annual GNI, BoP and related statistics; and
- providing data and professional support for performing econometric modelling related to the production of short-term and medium-term forecasts of economic aggregates.

13 The key performance measures are:

Targets

	Target	2016 (Actual)	2017 (Actual)	2018 (Plan)
provision of statistics requiring simple action (working days).....	1.0	0.4	0.4	0.4
time after reference period for release of various statistics (months)				
quarterly GDP by expenditure component.....	2.0	1.5	1.5	1.6
annual GDP by expenditure component.....	2.5	1.8	1.8	2.0
quarterly GDP by economic activity ..	3.0	2.7	2.7	2.7
annual GDP by economic activity	11	11	11	11
quarterly GNI.....	3.0	2.5	2.5	2.5
annual GNI	3.0	2.5	2.5	2.5
quarterly BoP statistics	3.0	2.7	2.7	2.7
annual BoP statistics.....	3.0	2.7	2.7	2.7
annual external direct investment statistics.....	12	12	12	12
quarterly statistics on international investment position	3.0	2.7	2.7	2.7
annual statistics on international investment position	3.0	2.7	2.7	2.7
quarterly external debt statistics	3.0	2.7	2.7	2.7
annual external debt statistics	3.0	2.7	2.7	2.7

Indicators

	2016 (Actual)	2017 (Actual)	2018 (Estimate)
statistical reports/publications produced.....	4	4	4
surveys conducted.....	1	1	1

Matters Requiring Special Attention in 2018–19

14 The Department will continue to enhance the methodology and compilation framework in respect of national accounts, BoP and related statistics to take account of the latest international standards and local economic developments.

Programme (4): General Statistical Services

	2016–17 (Actual)	2017–18 (Original)	2017–18 (Revised)	2018–19 (Estimate)
Financial provision (\$m)	33.0	33.8	32.4 (–4.1%)	34.0 (+4.9%)
				(or +0.6% on 2017–18 Original)

Head 26 — CENSUS AND STATISTICS DEPARTMENT

Aim

15 The aim is to provide statistical consultancy services and to maintain quality standards in statistical work.

Brief Description

16 The work involves:

- providing professional assistance to bureaux and departments in statistical work;
- promoting statistical literacy and application of statistics in the community;
- co-ordinating statistical work to ensure data compatibility and maintain quality standards;
- publishing general digests of statistics;
- promoting and facilitating further improvement of statistical services under the Department's e-government strategy, including continuous enhancement of the Department's website;
- promoting the re-dissemination of official statistics through data agencies and information providers in the private sector; and
- developing the overall information technology (IT) strategy of the Department, co-ordinating IT applications in statistical work and providing related business analysis and technical support.

17 The key performance measures are:

Target

	Target	2016 (Actual)	2017 (Actual)	2018 (Plan)
provision of statistics requiring simple action (working days).....	1	1	1	1

Indicators

	2016 (Actual)	2017 (Actual)	2018 (Estimate)
projects of bureaux and departments for which the Department has provided assistance.....	10	9	9
statistical reports/publications produced.....	5	5	5

Matters Requiring Special Attention in 2018–19

18 The need for objective, up-to-date and quality statistical information to facilitate policy planning in the Government as well as community understanding and discussion of public issues continues to increase. To meet this need, the Department will continue to upgrade the quality of statistical services in respect of timeliness, relevance and user serviceability. It will continue to co-ordinate statistical activities across government departments to ensure data compatibility and maintain quality standards.

19 The Department will continue to promote statistical literacy and applications of statistics in the community through organising seminars to facilitate correct interpretation and proper use of statistics.

20 The Department will continue to use modern technologies in the dissemination of statistical information and enhance its website to make it more convenient for users to obtain statistical information.

Programme (5): Price/Industry/Service Statistics

	2016–17 (Actual)	2017–18 (Original)	2017–18 (Revised)	2018–19 (Estimate)
Financial provision (\$m)	145.8	153.6	148.9 (–3.1%)	158.5 (+6.4%)
				(or +3.2% on 2017–18 Original)

Aim

21 The aim is to produce and analyse price, industry and service statistics.

Head 26 — CENSUS AND STATISTICS DEPARTMENT

Brief Description

22 The work involves:

- compiling on a monthly basis consumer price indices (CPIs) and index numbers relating to costs of labour and materials used in building and construction projects;
- conducting a household expenditure survey (HES) on a quinquennial basis to collect up-to-date information on household expenditure pattern for rebasing the CPIs;
- conducting an annual economic survey covering all major industry sectors to collect detailed data in respect of the business performance and operating characteristics of these sectors;
- conducting monthly and quarterly economic surveys to collect data for compiling short-term indicators of the business performance of selected industry sectors;
- conducting an annual survey to collect both data and views of companies in Hong Kong representing parent companies located outside Hong Kong;
- conducting an annual survey to collect data on innovation activities, including research and development, in the business sector; and
- conducting an ad hoc survey to collect data on IT usage and penetration in the business sector.

23 The key performance measures are:

Targets

	Target	2016 (Actual)	2017 (Actual)	2018 (Plan)
provision of statistics requiring simple action (working days).....	1	1	1	1
provision of photocopies or softcopies containing detailed information upon receipt of a firm order (working days)....	4	4	4	4
time after reference period for release of results of various surveys (months)				
Monthly Survey of Retail Sales.....	1.1	1.0	1.0	1.0
Quarterly Survey of Service Industries.....	2.4	2.3	2.3	2.3
Quarterly Survey of Restaurant Receipts and Purchases.....	1.2	1.1	1.1	1.1
Annual Survey of Economic Activities.....	11	11	11	11
time after reference period for release of CPIs (days).....	22	21	21	21

Indicators

	2016 (Actual)	2017 (Actual)	2018 (Estimate)
establishments enumerated.....	256 800	272 500 ^τ	252 000
price quotations collected#.....	607 300	599 300	586 800
statistical reports/publications produced.....	23	23	23
surveys conducted.....	14	17 ^α	15

^τ Including establishments enumerated in two ad hoc surveys, namely Survey on Information Technology Usage and Penetration in the Business Sector for 2017 and Establishment Survey on Manpower and Job Skills Requirements for 2017, and a new monthly survey, namely Monthly Survey on the Business Situation of Small and Medium-sized Enterprises.

[#] Including price quotations collected for an ad hoc programme of price study.

^α Including two ad hoc surveys, namely Survey on Information Technology Usage and Penetration in the Business Sector for 2017 and Establishment Survey on Manpower and Job Skills Requirements for 2017, and a new monthly survey, namely Monthly Survey on the Business Situation of Small and Medium-sized Enterprises.

Matters Requiring Special Attention in 2018–19

24 The Department will continue to enhance the compilation framework in respect of the innovation and technology statistics to meet the increasing data demands.

Head 26 — CENSUS AND STATISTICS DEPARTMENT

Programme (6): Labour Statistics

	2016–17 (Actual)	2017–18 (Original)	2017–18 (Revised)	2018–19 (Estimate)
Financial provision (\$m)	84.1	88.3	89.0 (+0.8%)	96.8 (+8.8%)
				(or +9.6% on 2017–18 Original)

Aim

25 The aim is to produce and analyse statistics on employment, vacancies, wage, labour earnings and manpower requirements and to maintain a Central Register of Establishments (CRE) as a sampling frame for conducting establishment surveys.

Brief Description

26 The work involves:

- compiling employment, vacancies, wage and labour earnings statistics;
- compiling statistics on manpower requirements and training needs; and
- maintaining the CRE.

27 The key performance measures are:

Targets

	Target	2016 (Actual)	2017 (Actual)	2018 (Plan)
provision of statistics requiring simple action (working days).....	1	1	1	1
provision of photocopies or softcopies containing detailed information upon receipt of a firm order (working days)....	4	4	4	4
time after reference period for release of results of quarterly surveys (weeks).....	13	13	13	13

Indicators

	2016 (Actual)	2017 (Actual)	2018 (Estimate)
records of establishments updated	724 000	773 000 [^]	773 000
establishments enumerated.....	735 000	747 000	747 000
statistical reports/publications produced	5	5	5
surveys conducted	5	5	5

[^] The increase in 2017 was mainly due to more new business registrations and applications for change in business registration particulars received from the Business Registration Office.

Matters Requiring Special Attention in 2018–19

28 The Department will continue to:

- enhance the labour statistics compilation framework so that comprehensive, timely and reliable statistics can be made available to facilitate the related policy reviews and formulation; and
- maintain and update the CRE, and to upkeep the Hong Kong Standard Industrial Classification so as to foster international comparability and to reflect the economic activities of Hong Kong.

Head 26 — CENSUS AND STATISTICS DEPARTMENT

ANALYSIS OF FINANCIAL PROVISION

	2016–17 (Actual) (\$m)	2017–18 (Original) (\$m)	2017–18 (Revised) (\$m)	2018–19 (Estimate) (\$m)
Programme				
(1) Trade Statistics.....	172.7	176.2	175.0	181.9
(2) Social Statistics.....	258.1	126.2	117.8	110.5
(3) National Accounts and Balance of Payments Statistics.....	84.2	87.7	87.3	90.9
(4) General Statistical Services.....	33.0	33.8	32.4	34.0
(5) Price/Industry/Service Statistics.....	145.8	153.6	148.9	158.5
(6) Labour Statistics.....	84.1	88.3	89.0	96.8
	777.9	665.8	650.4 (–2.3%)	672.6 (+3.4%)
				(or +1.0% on 2017–18 Original)

Analysis of Financial and Staffing Provision

Programme (1)

Provision for 2018–19 is \$6.9 million (3.9%) higher than the revised estimate for 2017–18. This is mainly due to the increased salary provision for the creation of one post in 2018–19, filling of vacancies and staff changes.

Programme (2)

Provision for 2018–19 is \$7.3 million (6.2%) lower than the revised estimate for 2017–18. This is mainly due to the reduced operating expenses for the 16BC including the deletion of one post in 2018–19, partly offset by the increased salary provision for filling of vacancies and staff changes.

Programme (3)

Provision for 2018–19 is \$3.6 million (4.1%) higher than the revised estimate for 2017–18. This is mainly due to the increased salary provision for filling of vacancies and staff changes.

Programme (4)

Provision for 2018–19 is \$1.6 million (4.9%) higher than the revised estimate for 2017–18. This is mainly due to the increased salary provision for the creation of one post in 2018–19, filling of vacancies and staff changes.

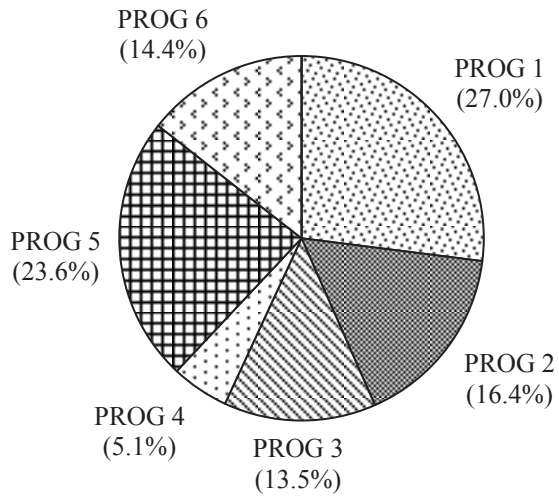
Programme (5)

Provision for 2018–19 is \$9.6 million (6.4%) higher than the revised estimate for 2017–18. This is mainly due to the additional provision for the creation of three posts in 2018–19 and other operating expenses for preparing the 2019–20 HES as well as the increased salary provision for filling of vacancies and staff changes.

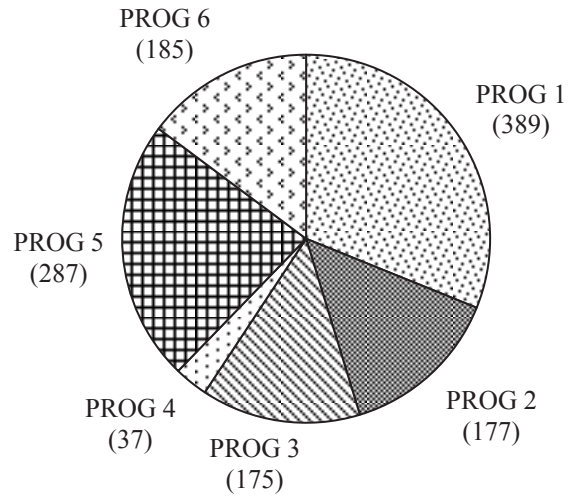
Programme (6)

Provision for 2018–19 is \$7.8 million (8.8%) higher than the revised estimate for 2017–18. This is mainly due to the increased salary provision for the creation of three posts in 2018–19, filling of vacancies and staff changes.

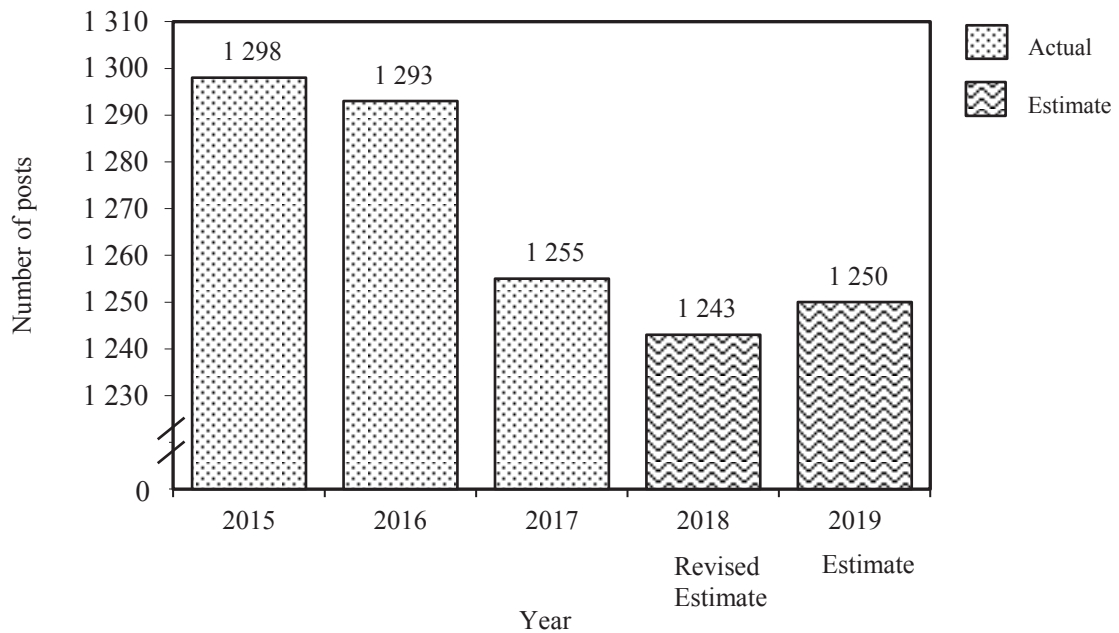
*Allocation of provision
to programmes
(2018-19)*



*Staff by programme
(as at 31 March 2019)*



*Changes in the size of the establishment
(as at 31 March)*



Head 26 — CENSUS AND STATISTICS DEPARTMENT

Sub-head (Code)	Actual expenditure 2016-17	Approved estimate 2017-18	Revised estimate 2017-18	Estimate 2018-19	
	\$'000	\$'000	\$'000	\$'000	
Operating Account					
Recurrent					
000	Operational expenses	777,868	665,767	650,382	672,580
	Total, Recurrent	777,868	665,767	650,382	672,580
	Total, Operating Account	777,868	665,767	650,382	672,580
<hr/>					
	Total Expenditure	777,868	665,767	650,382	672,580
		<u>777,868</u>	<u>665,767</u>	<u>650,382</u>	<u>672,580</u>

Head 26 — CENSUS AND STATISTICS DEPARTMENT

Details of Expenditure by Subhead

The estimate of the amount required in 2018–19 for the salaries and expenses of the Census and Statistics Department is \$672,580,000. This represents an increase of \$22,198,000 over the revised estimate for 2017–18 and a decrease of \$105,288,000 against the actual expenditure in 2016–17.

Operating Account

Recurrent

2 Provision of \$672,580,000 under *Subhead 000 Operational expenses* is for the salaries, allowances and other operating expenses of the Census and Statistics Department.

3 The establishment as at 31 March 2018 will be 1 243 permanent posts. It is expected that there will be a net increase of seven permanent posts in 2018–19. Subject to certain conditions, the controlling officer may under delegated power create or delete non-directorate posts during 2018–19, but the notional annual mid-point salary value of all such posts must not exceed \$492,359,000.

4 An analysis of the financial provision under *Subhead 000 Operational expenses* is as follows:

	2016–17 (Actual) (\$'000)	2017–18 (Original) (\$'000)	2017–18 (Revised) (\$'000)	2018–19 (Estimate) (\$'000)
Personal Emoluments				
- Salaries.....	540,697	540,647	538,600	557,820
- Allowances.....	5,082	5,110	4,530	4,560
- Job-related allowances.....	—	1	1	1
Personnel Related Expenses				
- Mandatory Provident Fund contribution.....	1,339	2,215	1,724	2,195
- Civil Service Provident Fund contribution.....	13,303	16,897	16,378	19,814
Departmental Expenses				
- General departmental expenses	217,214	100,662	88,914	87,955
Other Charges				
- Statistical Institute for Asia and the Pacific	233	235	235	235
	777,868	665,767	650,382	672,580