

Head 122 — HONG KONG POLICE FORCE

Controlling officer: the Commissioner of Police will account for expenditure under this Head.

Estimate 2018–19	\$19,662.2m
Establishment ceiling 2018–19 (notional annual mid-point salary value) representing an estimated 34 554 non-directorate posts as at 31 March 2018 rising by 1 057 posts to 35 611 posts as at 31 March 2019	\$14,693.7m
In addition, there will be an estimated 73 directorate posts as at 31 March 2018 and as at 31 March 2019.	
Commitment balance	\$2,124.1m

Controlling Officer's Report

Programmes

- Programme (1) Maintenance of Law and Order in the Community**
- Programme (2) Prevention and Detection of Crime**
- Programme (3) Road Safety**
- Programme (4) Operations**

These programmes contribute to Policy Area 9: Internal Security (Secretary for Security).

Detail

Programme (1): Maintenance of Law and Order in the Community

	2016–17 (Actual)	2017–18 (Original)	2017–18 (Revised)	2018–19 (Estimate)
Financial provision (\$m)	8,373.8	8,992.4	9,153.2 (+1.8%)	9,512.6 (+3.9%)
				(or +5.8% on 2017–18 Original)

Aim

2 The aim is to maintain law and order through the deployment of efficient and well-equipped uniformed police personnel throughout the land and waters of Hong Kong.

Brief Description

3 Law and order is maintained primarily through the deployment of uniformed officers to project highly visible and mobile police presence. Constant monitoring of crime trends, detailed planning for public events and use of enhanced computer-assisted command and control system enable effective and efficient deployment of police resources.

4 In 2017, the Hong Kong Police Force (the Force) continued to:

- adopt a multi-agency approach to address the problems of youth crime through close liaison with other government departments and non-governmental organisations (NGOs) and a variety of projects which aim at enhancing the supervision of, as well as communication and interaction with, youths at risk and preventing youth involvement in crime;
- pursue the police public relations strategy, media strategy and social media strategy to project a positive image of the Force, in line with the Force's Strategic Direction of engaging the community, with a view to maintaining a high level of public support and participation in upholding law and order in the community;
- provide timely response to media enquiries and radio phone-in programmes, foster more effective communication with the media through regular liaison, hold regular press briefings to keep the media and the public updated on the crime situation and other police matters of public interest, and enhance on-site media service through the Force Media Liaison Cadre;
- produce weekly television programmes "Police Magazine" and "Police Bulletin" in Chinese plus "Police Report" in English with a view to enhancing the public's knowledge of and confidence in police services;
- explore and expand the application of social media so as to enhance the provision of police services and community engagement, in particular with the cyber community;
- conduct biannual Good Citizen Award presentation ceremonies to give recognition to members of the public who had rendered positive assistance to the police in fighting crime;

Head 122 — HONG KONG POLICE FORCE

- engage the community and work in partnership with NGOs through the network of Junior Police Call (JPC) Scheme with a view to strengthening their civic-mindedness and projecting a positive image of the Force;
 - engage the elderly through the Senior Police Call (SPC) Scheme to enhance communication, develop fight crime partnership, promote the awareness of personal safety, and provide a platform for the elderly to serve the community;
 - launch recruitment campaign through the Recruitment Days and Education and Careers Expo, advertisements and various publicity channels to attract people with potential to join the Force, as well as to foster the Force's positive image;
 - identify and implement measures to ensure effective and flexible tasking of front-line officers to enhance supervision, deployment and distribution of workload;
 - implement the Force's Strategic Directions and Strategic Action Plan 2016–2018;
 - prepare the training packages of “Living-the-Values” Wave IX “Fairness, Impartiality and Compassion in all Our Dealings”;
 - prepare the Staff Opinion Survey to assess staff satisfaction levels, gauge staff expectations and identify staff concerns; and
 - prepare the Police Service Satisfaction Survey and Public Opinion Survey to gauge customer and public satisfaction and identify areas for improvement.
- 5 The key performance measures are:

Targets

- maximisation of deployment of available uniformed officers in the land and waters of Hong Kong on front-line operational duties,
- rationalisation of disciplined manpower on administrative duties and deployment of these resources to operations, and
- rapid response to emergency calls as indicated below:

	Target	2016 (Actual)	2017 (Actual)	2018 (Plan)
responding to emergency calls in Hong Kong Island and Kowloon within nine minutes (%)	100	99.0	98.5	100
responding to emergency calls in the New Territories within 15 minutes (%)...	100	99.7	99.7	100

Indicators

	2016 (Actual)	2017 (Actual)	2018 (Estimate)
response to 999 calls			
total calls	1 036 114	1 049 818	1 050 000
emergency calls	90 872	86 435	86 000
all types of report to police	1 722 849	1 656 179	1 656 000
summonses issued (other than traffic summonses)	4 334	4 106	4 000
raids conducted	9 401	9 441	9 000
offenders arrested by uniformed officers	51 526	50 364	50 000

Matters Requiring Special Attention in 2018–19

- 6 During 2018–19, the Force will:
- continue to adopt a multi-agency approach to address the problems of juvenile delinquency and youth involvement in crime and drugs;
 - continue to enhance multi-agency co-operation in the management and operation of Boundary Control Points by various means to maximise effective communication and co-ordination with other law enforcement agencies;
 - draw up the Force's Strategic Directions and Strategic Action Plan 2019–2021;
 - conduct the workshops of “Living-the-Values” Wave IX “Fairness, Impartiality and Compassion in all Our Dealings”;
 - conduct the Staff Opinion Survey to assess staff satisfaction levels, gauge staff expectations and identify staff concerns;

Head 122 — HONG KONG POLICE FORCE

- conduct the Police Service Satisfaction Survey and Public Opinion Survey to gauge customer and public satisfaction and identify areas for improvement; and
- organise the Service Quality Award to promote a citizen-centric culture and encourage the pursuit of excellence in the delivery of public services.

Programme (2): Prevention and Detection of Crime

	2016–17 (Actual)	2017–18 (Original)	2017–18 (Revised)	2018–19 (Estimate)
Financial provision (\$m)	4,219.1	3,781.1	3,848.1 (+1.8%)	4,044.4 (+5.1%)
				(or +7.0% on 2017–18 Original)

Aim

- 7 The aim is to prevent and detect crime.

Brief Description

8 Prevention and detection of crime is a Force-wide priority with various crime units, supported by uniformed officers, under a unified police command. This work involves:

- investigations by crime units in Police headquarters, regions, districts and divisions;
- developing the Force’s various information and intelligence systems, in particular, strengthening its crime investigation capabilities through the use of modern technologies;
- maximising the use and effectiveness of computer systems and the Force Criminal Intelligence System;
- mounting crime prevention publicity programmes; and
- maintaining close liaison and co-operation with police authorities in the Mainland and other jurisdictions.

9 In 2017, the Force continued to:

- work closely with the Home Affairs Bureau, District Fight Crime Committees (DFCCs) and other agencies to organise both territory-wide and local crime prevention and youth initiatives;
- work closely with JPC Honorary Presidents, DFCCs, NGOs and various Police Districts to identify and implement Force-wide anti-crime initiatives such as the annual “JPC Fight Crime Summer Camp”. A significant number of anti-crime activities were also co-ordinated and carried out at the district level to promote anti-drug abuse message among the youth and step up publicity for district-related programmes and activities;
- utilise the JPC Permanent Activity Centre cum Integrated Youth Training Camp at Pat Heung to provide discipline, physical and team-building training for the youths, including ethnic minorities;
- run the Police School Liaison Programme to enhance police liaison and working relationships with primary and secondary schools, the Education Bureau, Social Welfare Department and Narcotics Division of the Security Bureau with a view to improving effectiveness and efficiency in tackling juvenile delinquency and youth crime, especially school violence and youth drug abuse;
- produce police television programmes and radio programmes to enhance public understanding of the police work, the latest crime trends and modus operandi to help prevent crime;
- implement youth initiatives in various regions and districts with the objective of reducing juvenile delinquency and providing proper guidance to youths-at-risk;
- maintain close relationships with local and overseas youth organisations with a view to exchanging ideas and sharing values in the fight against crime;
- strengthen partnership with the elderly community through the SPC Scheme;
- work closely with the Fight Crime Committee Publicity Sub-Committee in reviewing anti-crime publicity materials;
- organise anti-crime publicity programmes to address specific crime problems, including “Pickpocketing and Miscellaneous Thefts”, “Street and Telephone Deception”, “Youth Crime”, “Youth Involvement in Drugs”, “Summer Job Pitfalls”, “Email Scams”, “Social Media Deception”, “E-shopping Fraud”, “Sexual Assault” and “Financial Intermediary Deception”;
- tackle organised crime, particularly those involving firearms, triads, illegal bookmaking, money laundering, syndicated vice and frauds, through strengthened intelligence network, intelligence-based investigations and undercover operations with an emphasis on attacking the financial sources behind organised crime;

Head 122 — HONG KONG POLICE FORCE

- maintain close co-operation and liaison with counterparts in the Mainland, Macao and overseas jurisdictions in addressing cross-boundary and transnational crime and exchange of intelligence, skills and experience;
- conduct co-ordinated crackdowns on trafficking and abuse of psychotropic substances and tackle drug trafficking through the intelligence and operational support of the Mainland and overseas authorities;
- pursue the upgrading of the existing criminal intelligence computer systems to enhance the Force's intelligence analysis and serious crime investigation capability;
- enhance the counter-terrorism response and investigative capability and strengthen intelligence-sharing with other counter-terrorism agencies;
- strengthen the Force's response and professional sensitivity training in the handling and investigation of domestic and cohabitation-related violence cases;
- enhance enforcement capability against technology crime by strengthening the expertise of investigation officers and liaison with the Mainland authorities and overseas agencies; and
- strengthen the Force's response in tackling deceptions and frauds by establishing the Anti-Deception Coordination Centre.

10 The key performance measures are:

Targets

preventing and detecting crime, giving top priority to violent and syndicated crime and targeting in particular:

- crime involving firearms;
- triad-related offences;
- serious drug-related offences, in particular those involving psychotropic substances;
- threat of terrorist activities;
- juvenile and youth involvement in crime and drugs;
- domestic violence;
- quick cash crime;
- crime committed by illegal immigrants and visitors from the Mainland;
- money laundering;
- syndicated fraud; and
- technology crime.

Indicators

	2016 (Actual)	2017 (Actual)	2018 (Estimate)
overall crimes reported.....	60 646	56 017	56 000
overall crimes detected.....	28 677	27 005	27 000
violent crimes reported.....	10 103	9 086	9 000
violent crimes detected.....	6 220	5 857	6 000
crimes reported involving genuine firearms	0	0	—@
crimes detected involving genuine firearms	0	0	—@
calls received by Police Hotlines	55 929	62 265	—@
juveniles arrested for crime.....	1 074	928	900
juveniles (aged 10-15) arrested for serious drug offence.....	41	25	30
young persons (aged 16-20) arrested for serious drug offence.....	284	213	210
illegal immigrants from the Mainland arrested for crime	59	76	80
visitors from the Mainland arrested for crime.....	1 502	1 543	1 500
vehicles stolen.....	433	511	510
quantity of No. 4 Heroin seized (kg).....	73	35β	—@
quantity of Cannabis seized (kg).....	242	845β	—@
quantity of Methamphetamine (ice) and Ketamine seized (kg).....	641	335β	—@
quantity of Ecstasy-type tablets seized (no.).....	5 861	9 973β	—@
quantity of Cocaine seized (kg).....	471	402β	—@

@ Not possible to estimate.

β Provisional figures pending confirmation by Government Chemist.

The total number of crimes reported in 2017 was 56 017. The detection rate in 2017 was 48.2 per cent.

Matters Requiring Special Attention in 2018–19

11 During 2018–19, the Force will continue to:

Crime Prevention

- review anti-crime publicity programmes with a view to identifying themes that address specific crime problems for Force-wide implementation;
- develop youth, elderly and community initiatives with a view to enhancing their awareness in the fight against crime;
- prevent street crime;
- adopt a multi-disciplinary approach through education, publicity and the Police School Liaison Programme to prevent and reduce drug abuse, especially amongst juveniles and young persons;

Investigation of Crime

- tackle organised crime, in particular crime involving the use of firearms, triads, illegal bookmaking, money laundering, syndicated vice and frauds;
- take strong and proactive enforcement actions against drug-related offences, attacking both supply and demand, particularly drug abuse involving juveniles and young persons;
- strengthen the Force’s crime investigation capability by improving the existing criminal intelligence systems;
- enhance the Force’s capability in tackling technology crime and financial investigation;
- maintain a high standard of investigation and provide professional service in all cases of domestic violence and continue to adopt a multi-disciplinary approach with other stakeholders in tackling the problem;
- maintain close liaison with counterparts in the Mainland, Macao and overseas jurisdictions in combating cross-boundary and transnational crime; and
- enhance intelligence management and gathering capabilities.

Programme (3): Road Safety

	2016–17 (Actual)	2017–18 (Original)	2017–18 (Revised)	2018–19 (Estimate)
Financial provision (\$m)	1,481.2	1,834.6	1,886.7 (+2.8%)	1,971.6 (+4.5%)
				(or +7.5% on 2017–18 Original)

Aim

12 The aim is to enhance road safety by reducing traffic accidents and maintaining a smooth and safe traffic flow in Hong Kong.

Brief Description

13 Enhancement of road safety is achieved through:

- educating the public on road safety and encouraging public participation,
- introducing and monitoring the effectiveness of road safety initiatives,
- examining transport and traffic issues which may have an impact on road safety,
- enforcing road traffic legislation, and
- carrying out traffic control duties.

14 In 2017, the Force continued to:

- combat inconsiderate driving and prevent accidents according to the prevailing accident trends;
- strategically deploy police resources to alleviate traffic congestion;
- organise road safety awareness campaigns with the appropriate authorities and road safety stakeholders to educate road users and pedestrians;
- develop and promote government/community partnerships to achieve Hong Kong’s road safety vision of “Zero Accidents on the Road, Hong Kong’s Goal”;

Head 122 — HONG KONG POLICE FORCE

- conduct drink driving enforcement actions with emphasis on enforcing the legislation on Random Breath Test (RBT);
- conduct drug driving enforcement with emphasis on implementing the drug driving legislation;
- promote cycling safety through a multi-agency and community-based approach;
- enhance enforcement actions against red light and speeding offences assisted by the Red Light and Speed Enforcement Camera Systems;
- enhance the efficiency of traffic enforcement through the wider use of technology;
- work closely with the Transport Department on the planning and commissioning of the expansion project for the Speed Enforcement Camera System;
- work closely with the Transport Department on the planning of the expansion project for the Red Light Camera System; and
- work closely with relevant agencies and government departments on the traffic management plan to ensure smooth construction of major infrastructure projects.

15 The key performance measures are:

Targets

- continuing enforcement under the “Selected Traffic Enforcement Priorities” commensurate with prevailing accident trends and priority offences throughout Hong Kong;
- improving analysis techniques to determine accident causation factors and strengthen investigative capabilities;
- enhancing information collation and dissemination on illegal road racing, vehicle processions and other road safety issues;
- identifying traffic problem areas and enhancing liaison with the Transport Department to strategically deploy police resources to alleviate traffic congestion and improve road safety;
- maintaining police presence at major thoroughfares to prevent obstruction, ensure a smooth traffic flow and take enforcement action where necessary; and
- deterring inconsiderate driving behaviour by enhancing road safety research and advising the appropriate authorities on technological, engineering and legislative changes.

Indicators

	2016 (Actual)	2017 (Actual)	2018 (Estimate)
traffic accidents			
slight injury	13 591 Δ	13 491	13 500
fatal/serious injury.....	2 508 Δ	2 074	2 100
summonses issued			
primary offences	22 160	23 494	23 500
moving and miscellaneous offences	25 221	24 768	24 800
fixed penalty tickets (FPTs) issued			
moving offences.....	447 408	488 489	488 500
parking offences.....	1 609 628 Δ	1 830 912	1 830 900
prosecutions for speeding offences (included in summons and FPTs figures above).....	215 001	236 583	236 600
warning and prosecutions for pedestrian offences Ω			
warning.....	12 669	9 951	10 000
prosecution.....	21 397	18 229	18 200
attendances at Road Safety Bus/Road Safety Towns#			
visitors.....	61 155	62 358	61 500
schools.....	2 372	2 558	2 400
organisations	200	189	200
no. of major road safety campaign events.....	105	109	105

Δ Figures have been updated after the preparation of the 2017–18 Estimates.

Ω Revised description of the previous indicator “prosecutions and cautions for pedestrian offences” as from 2018.

Revised description of the previous indicator “attendances at Road Safety Exhibition Centre/Road Safety Bus/Road Safety Towns” as from 2018.

Matters Requiring Special Attention in 2018–19

16 During 2018–19, the Force will continue to:

- combat inconsiderate driving and prevent accidents according to the prevailing accident trends;
- alleviate traffic congestion strategically in partnership with other agencies;
- organise road safety awareness campaigns with the appropriate authorities and other road safety stakeholders to educate road users and pedestrians;
- develop and promote government/community partnerships to achieve Hong Kong’s road safety vision of “Zero Accidents on the Road, Hong Kong’s Goal”;
- conduct drink driving enforcement with emphasis on enforcing the legislation on RBT;
- conduct drug driving enforcement with emphasis on implementing the drug driving legislation;
- promote cycling safety through a multi-agency and community-based approach;
- enhance enforcement actions against red light and speeding offences assisted by the Red Light and Speed Enforcement Camera Systems;
- enhance the efficiency of traffic enforcement through the wider use of technology;
- work closely with the Transport Department on the planning and commissioning of the expanded Speed Enforcement Camera System;
- work closely with relevant agencies and government departments on the traffic management plan to ensure the smooth implementation of major infrastructure projects; and
- work closely with relevant agencies and government departments to identify technological solutions with supporting legislation if necessary to address serious parking offences.

Programme (4): Operations

	2016–17 (Actual)	2017–18 (Original)	2017–18 (Revised)	2018–19 (Estimate)
Financial provision (\$m)	3,780.9	3,887.6	3,792.1 (–2.5%)	4,133.6 (+9.0%)
				(or +6.3% on 2017–18 Original)

Aim

17 The aims are to:

- prevent and detect illegal immigration and smuggling;
- prepare, revise and test contingency plans to ensure readiness to deal with illegal immigration, major disasters, civil disturbances and acts of terrorism;
- maintain internal security of the territory;
- provide specialist reinforcement to other programmes; and
- manage major security and crowd management events.

Brief Description

18 The programme includes:

- co-ordinating the Force deployment on anti-illegal immigration and anti-smuggling operations;
- maintaining readiness to react swiftly and effectively to cope with major incidents, disasters, civil disturbances or terrorist incidents;
- providing reinforcement for operations to maintain law and order in the community;
- providing enhanced training in all areas of internal security and crowd management to ensure the maintenance of law and order; and
- conducting major security and crowd management operations to ensure public safety and order.

Head 122 — HONG KONG POLICE FORCE

19 In 2017, the Force continued to:

- focus on the interdiction of illegal immigration and smuggling activities through land and sea routes and tackle cross-boundary illegal activities through intelligence exchange and co-operation with the Mainland and other relevant authorities;
- adopt a multi-agency approach and collaborate with the Mainland authorities to maintain inter-departmental efforts and to conduct special operations for the purpose of interdicting illegal immigrants and visitors involved in illegal activities;
- strengthen intelligence-based operations to tackle illegal activities involving illegal immigrants and visitors;
- interdict the influx of non-ethnic Chinese illegal immigrants through co-ordinated inter-departmental joint operations and co-operation with the Mainland authorities;
- enhance the operational effectiveness of the Marine Police through implementation of the Versatile Maritime Policing Response strategies;
- enhance the overall state of readiness in counter-terrorism through regular exercises, briefings and seminars;
- provide threat assessments, security audits, planning and advice for major international events in Hong Kong commensurate with the prevailing threat level, including protection to individuals, sensitive premises, airport and port facilities, etc.;
- ensure public safety and public order during crowd management events;
- enhance the connection between the Force and the operators of critical infrastructures in Hong Kong through the Critical Infrastructure Security Co-ordination Centre;
- maintain a state of readiness through regular training and inter-departmental exercises, aiming at improving the Government's response to major incidents, emergencies and terrorist incidents; and
- enhance partnership with and benchmark experience against the Mainland and overseas law enforcement agencies through experience sharing and operational ground visits to international events.

20 The key performance measures are:

Targets

- detection and interdiction of illegal immigrants entering Hong Kong at land and sea boundaries;
- detection and neutralisation of syndicated smuggling; and
- ensuring public order and safety during major security and crowd management events through deployment of officers trained in internal security, crowd management and counter-terrorism techniques.

Indicators

	2016 (Actual)	2017 (Actual)	2018 (Estimate)
Mainland illegal immigrants arrested/intercepted			
by land.....	43	90	90
by sea.....	410	610	610
Mainland illegal immigrants prosecuted.....	81	149	150
non-ethnic Chinese (including Vietnamese) illegal immigrants arrested/intercepted ^α	2 221	893 ^Ψ	— [@]
aiders and abettors of illegal immigrants arrested [^]	37	21	20
forged identity cards seized.....	169	231	230
anti-smuggling			
fast-moving target sightings.....	46	28	— [@]
smuggled goods seized (\$m).....	65.1	53.6	— [@]
officers trained in internal security duties.....	1 190	1 360	1 360
crowd management events.....	351	399	400
incidents of disposal of explosive devices.....	125	148	— [@]
search and rescue operations conducted.....	145	146	150
casualties evacuated.....	1 961	2 234	2 230

^α Combined description of the previous indicators “Vietnamese illegal immigrants arrested/intercepted” and “non-ethnic Chinese illegal immigrants arrested/intercepted” as from 2018 and combined figures for 2016 and 2017 correspondingly.

^Ψ A decrease of 59.8 per cent in non-ethnic Chinese (including Vietnamese) illegal immigrants arrested/intercepted after the Immigration (Unauthorized Entrants) (Amendment) Order 2016 commenced on 20 May 2016. The Order provides for the application of strengthened enforcement powers and more stringent penalties against the smuggling of non-ethnic Chinese illegal immigrants.

[@] Not possible to estimate.

- ^ The Immigration (Unauthorized Entrants) (Amendment) Order 2016 commenced on 20 May 2016 to declare illegal immigrants from eight countries apart from Vietnam, namely Afghanistan, Bangladesh, India, Nepal, Nigeria, Pakistan, Somalia and Sri Lanka as “unauthorized entrants” (UEs). Persons/syndicates who arrange or assist the passage of UEs to or their remaining in Hong Kong are punishable under Part VIIA of the Immigration Ordinance (Cap. 115). Depending on case circumstances, offenders are liable to up to 14 years of imprisonment and a \$5 million fine.

Matters Requiring Special Attention in 2018–19

21 During 2018–19, the Force will:

- continue to strengthen the liaison and co-operation with the Mainland and other relevant authorities to ensure timely exchange of intelligence on illegal immigration, smuggling and illegal activities committed by illegal immigrants and visitors;
- continue to adopt a multi-agency approach and collaborate with the Mainland authorities to maintain inter-departmental efforts and reinforce the operational strategies for tackling syndicated activities involving illegal immigrants and visitors;
- continue to provide a fast, effective and co-ordinated response to emergencies and incidents on land and at sea;
- continue to monitor terrorist trends to ensure the Force readiness and promote community awareness on counter-terrorism;
- establish the Inter-Departmental Counter Terrorism Unit to serve as the counter-terrorism network and platform of law enforcement agencies to monitor the global terrorism trends and regimes on countering terrorism, review and improve counter-terrorism strategies in Hong Kong, and formulate measures and action plans in collaboration with relevant departments;
- continue to provide security advice and deploy counter-terrorism patrols at critical infrastructures and sensitive premises;
- continue to maintain the Government’s overall capability in response to major incidents and disasters by way of aligned response plans, inter-departmental exercises, close liaison with key public and private sector stakeholders as well as benchmarking against the experience of overseas emergency services; and
- ensure the smooth commissioning and operation of police facilities at the new boundary control points, including the Hong Kong-Zhuhai-Macao Bridge, Guangzhou-Shenzhen-Hong Kong Express Rail Link and Liantang/Heung Yuen Wai Boundary Control Points.

Head 122 — HONG KONG POLICE FORCE

ANALYSIS OF FINANCIAL PROVISION

Programme	2016-17 (Actual) (\$m)	2017-18 (Original) (\$m)	2017-18 (Revised) (\$m)	2018-19 (Estimate) (\$m)
(1) Maintenance of Law and Order in the Community.....	8,373.8	8,992.4	9,153.2	9,512.6
(2) Prevention and Detection of Crime.....	4,219.1	3,781.1	3,848.1	4,044.4
(3) Road Safety.....	1,481.2	1,834.6	1,886.7	1,971.6
(4) Operations.....	3,780.9	3,887.6	3,792.1	4,133.6
	17,855.0	18,495.7	18,680.1 (+1.0%)	19,662.2 (+5.3%)
				(or +6.3% on 2017-18 Original)

Analysis of Financial and Staffing Provision

Programme (1)

Provision for 2018-19 is \$359.4 million (3.9%) higher than the revised estimate for 2017-18. This is mainly due to the net increase of 420 posts for strengthening operational capability, increased operating expenses and cash flow requirement for capital items.

Programme (2)

Provision for 2018-19 is \$196.3 million (5.1%) higher than the revised estimate for 2017-18. This is mainly due to the net increase of 246 posts for strengthening operational capability, increased operating expenses and cash flow requirement for capital items.

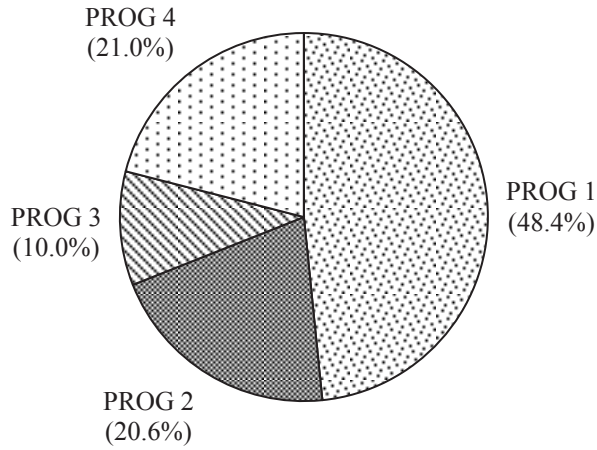
Programme (3)

Provision for 2018-19 is \$84.9 million (4.5%) higher than the revised estimate for 2017-18. This is mainly due to the net increase of 106 posts for strengthening operational capability, increased operating expenses and cash flow requirement for capital items.

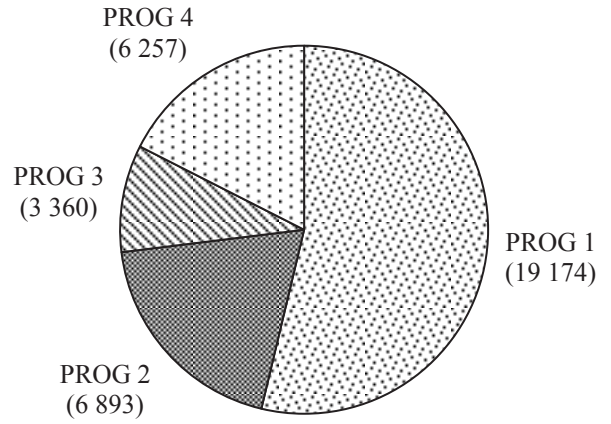
Programme (4)

Provision for 2018-19 is \$341.5 million (9.0%) higher than the revised estimate for 2017-18. This is mainly due to the net increase of 285 posts for strengthening operational capability, increased operating expenses and cash flow requirement for capital items.

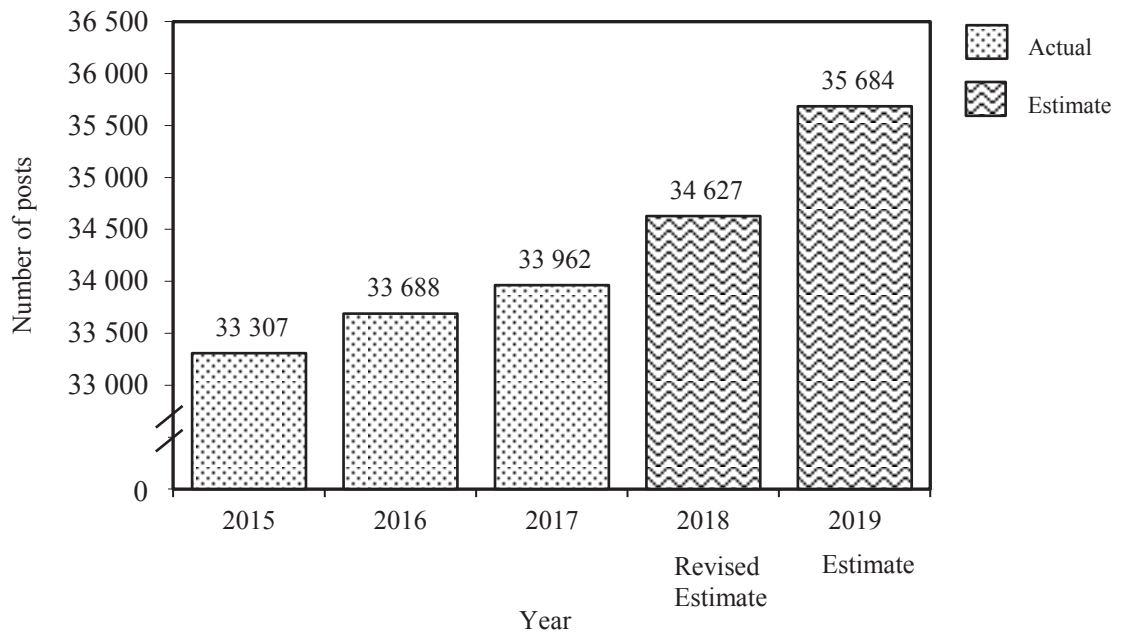
Allocation of provision to programmes (2018-19)



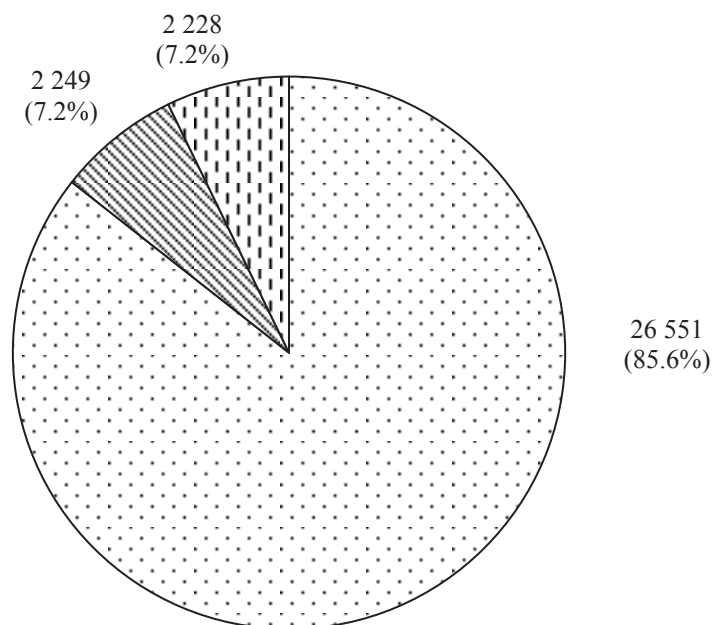
Staff by programme (as at 31 March 2019)



Changes in the size of the establishment (as at 31 March)



*Deployment of Police Officers
(as at 31 Mar 2019) (Estimate)*



Operational Front-line (26 551 or 85.6%)

- (a) Uniformed patrols (15 866 or 51.2%)
(e.g. beat and mobile patrol, traffic police, Emergency Units, Police Tactical Unit (PTU) on regional attachment)
- (b) Other uniformed operations (3 972 or 12.8%)
(e.g. report rooms, Regional Command and Control Centres, Border Enforcement Sub-Units, airport security, Marine Police)
- (c) Criminal investigation operations (6 713 or 21.6%)
(e.g. district/regional crime units, Commercial Crime Bureau, Narcotics Bureau)



Front-line Professional Support (2 249 or 7.2%)
(e.g. Identification Bureau, Criminal Records Bureau)



Logistical/Administration Support and Training (2 228 or 7.2%)
(e.g. training reserves, PTU under training, personnel and administration support)

Head 122 — HONG KONG POLICE FORCE

Sub-head (Code)	Actual expenditure 2016–17	Approved estimate 2017–18	Revised estimate 2017–18	Estimate 2018–19
	\$'000	\$'000	\$'000	\$'000
Operating Account				
Recurrent				
000	17,548,410	18,022,759	18,320,453	19,052,823
103	81,866	82,000	87,400	139,740
207	4,075	4,200	4,000	4,200
	Total, Recurrent	18,108,959	18,411,853	19,196,763
	Total, Operating Account	18,108,959	18,411,853	19,196,763
Capital Account				
Plant, Equipment and Works				
603	38,604	148,226	29,719	140,064
614	1,111	1,168	1,168	1,500
661	115,249	134,127	134,127	212,319
695	65,691	103,264	103,264	111,512
	Total, Plant, Equipment and Works	386,785	268,278	465,395
	Total, Capital Account	386,785	268,278	465,395
	Total Expenditure	18,495,744	18,680,131	19,662,158

Head 122 — HONG KONG POLICE FORCE

Details of Expenditure by Subhead

The estimate of the amount required in 2018–19 for the salaries and expenses of the Hong Kong Police Force is \$19,662,158,000. This represents an increase of \$982,027,000 over the revised estimate for 2017–18 and \$1,807,152,000 over the actual expenditure in 2016–17.

Operating Account

Recurrent

2 Provision of \$19,052,823,000 under *Subhead 000 Operational expenses* is for the salaries, allowances and other operating expenses of the Hong Kong Police Force.

3 The establishment as at 31 March 2018 will be 34 627 permanent posts. It is expected that there will be a net increase of 1 057 permanent posts in 2018–19. Subject to certain conditions, the controlling officer may under delegated power create or delete non-directorate posts during 2018–19, but the notional annual mid-point salary value of all such posts must not exceed \$14,693,708,000.

4 An analysis of the financial provision under *Subhead 000 Operational expenses* is as follows:

	2016–17 (Actual) (\$'000)	2017–18 (Original) (\$'000)	2017–18 (Revised) (\$'000)	2018–19 (Estimate) (\$'000)
Personal Emoluments				
- Salaries.....	14,611,233	14,846,000	15,065,000	15,427,000
- Allowances.....	219,119	205,000	232,000	220,000
- Job-related allowances.....	159,050	161,000	161,337	163,000
Personnel Related Expenses				
- Rent allowance.....	1,498	1,600	2,000	2,000
- Mandatory Provident Fund contribution.....	90,908	98,298	97,567	108,854
- Civil Service Provident Fund contribution.....	746,667	881,184	870,946	1,006,186
- Disturbance allowance.....	404	130	203	600
Departmental Expenses				
- Specialist supplies and equipment.....	127,805	175,000	152,000	216,000
- General departmental expenses.....	1,395,464	1,460,047	1,526,000	1,690,783
Other Charges				
- Upkeep of land boundary security projects.....	7,932	7,500	8,400	8,400
- Investigation expenses.....	46,033	40,000	53,000	53,000
- Pay and allowances for the auxiliary services.....	142,297	147,000	152,000	157,000
	17,548,410	18,022,759	18,320,453	19,052,823

5 Provision of \$139,740,000 under *Subhead 103 Rewards and special services* is for expenditure on rewards and services of a confidential nature. The increase of \$52,340,000 (59.9%) over the revised estimate for 2017–18 is mainly due to the increased requirements for meeting operational needs including the enhancement of counter-terrorism capability.

6 Provision of \$4,200,000 under *Subhead 207 Expenses of witnesses, prisoners and deportees* is for meals for prisoners and illegal immigrants and for the expenses of witnesses from abroad.

Capital Account

Plant, Equipment and Works

7 Provision of \$1,500,000 under *Subhead 614 Alterations, additions and improvements to in-service Marine Police craft (block vote)* is for minor modification works on police launches. The increase of \$332,000 (28.4%) over the revised estimate for 2017–18 is mainly due to the increased cash flow requirement for modification works on police launches.

8 Provision of \$212,319,000 under *Subhead 661 Minor plant, vehicles and equipment (block vote)* represents an increase of \$78,192,000 (58.3%) over the revised estimate for 2017–18. This is mainly due to the increased requirement for scheduled replacement of plant and equipment.

9 Provision of \$111,512,000 under *Subhead 695 Police specialised vehicles (block vote)* is for procurement of new and replacement of police specialised vehicles.

Head 122 — HONG KONG POLICE FORCE

Commitments

Sub-head (Code)	Item (Code)	Ambit	Approved commitment	Accumulated expenditure to 31.3.2017	Revised estimated expenditure for 2017-18	Balance
			\$'000	\$'000	\$'000	\$'000
Capital Account						
603		<i>Plant, vehicles and equipment</i>				
487		Replacement of marine craft for Versatile Maritime Policing Response	345,262	299,176	554	45,532
794		Replacement of six police launches	285,760	271,190	—	14,570
859		Replacement of fast pursuit craft PV36 for the Small Boat Division of the Marine Regionφ	11,820φ	—	—	11,820
860		Replacement of fast pursuit craft PV37 for the Small Boat Division of the Marine Regionφ	11,820φ	—	—	11,820
877		Replacement of five high-speed interceptor craft for the Marine Region.....	126,310	36	—	126,274
894		Replacement of fast pursuit craft PV30 for the Small Boat Division of the Marine Regionφ	11,820φ	—	—	11,820
895		Replacement of fast pursuit craft PV31 for the Small Boat Division of the Marine Regionφ	11,820φ	—	—	11,820
896		Replacement of fast pursuit craft PV32 for the Small Boat Division of the Marine Regionφ	11,820φ	—	—	11,820
897		Replacement of fast pursuit craft PV33 for the Small Boat Division of the Marine Regionφ	11,820φ	—	—	11,820
898		Replacement of fast pursuit craft PV34 for the Small Boat Division of the Marine Regionφ	11,820φ	—	—	11,820
899		Replacement of fast pursuit craft PV35 for the Small Boat Division of the Marine Regionφ	11,820φ	—	—	11,820
89L		Replacement of 18 police launches.....	658,410	—	100	658,310
89M		Acquisition of barge operating platform for the Marine Region.....	35,762	—	100	35,662
89U		Replacement of inshore patrol launch PL40 for the Marine Region.....	35,556	—	—	35,556
89V		Replacement of inshore patrol launch PL41 for the Marine Region.....	35,556	—	—	35,556
89W		Replacement of inshore patrol launch PL42 for the Marine Region.....	35,556	—	—	35,556
89X		Replacement of inshore patrol launch PL43 for the Marine Region.....	35,556	—	—	35,556
89Y		Replacement of inshore patrol launch PL44 for the Marine Region.....	35,556	—	—	35,556

Head 122 — HONG KONG POLICE FORCE

Commitments—Cont'd.

Sub-head (Code)	Item (Code)	Ambit	Approved commitment	Accumulated expenditure to 31.3.2017	Revised estimated expenditure for 2017–18	Balance
			\$'000	\$'000	\$'000	\$'000
Capital Account—Cont'd.						
603	<i>Plant, vehicles and equipment—Cont'd.</i>					
89Z	Replacement of inshore patrol launch PL45 for the Marine Region		35,556	—	—	35,556
8A0	Replacement of police launch PL60 for the Marine Region		92,427	—	20	92,407
8A1	Replacement of police launch PL61 for the Marine Region		92,427	—	20	92,407
8A2	Replacement of police launch PL62 for the Marine Region		92,427	—	20	92,407
8A3	Replacement of police launch PL63 for the Marine Region		92,428	—	20	92,408
8A4	Replacement of police launch PL64 for the Marine Region		92,428	—	20	92,408
8A5	Replacement of police launch PL65 for the Marine Region		92,428	—	20	92,408
8A6	Acquisition of mobile response and command platform for the Marine Region		144,385	—	22	144,363
8A7	Replacement of high speed assault craft Y1 for the Special Duties Unit ^δ		52,700 ^δ	—	—	52,700
8A8	Replacement of high speed assault craft Y2 for the Special Duties Unit ^δ		52,700 ^δ	—	—	52,700
8A9	Replacement of high speed assault craft Y3 for the Special Duties Unit ^δ		52,700 ^δ	—	—	52,700
8AA	Replacement of high speed assault craft Y4 for the Special Duties Unit ^δ		26,300 ^δ	—	—	26,300
8AB	Replacement of high speed assault craft Y5 for the Special Duties Unit ^δ		26,300 ^δ	—	—	26,300
8AC	Replacement of high speed assault craft Y6 for the Special Duties Unit ^δ		26,300 ^δ	—	—	26,300
	Total		<u>2,695,350</u>	<u>570,402</u>	<u>896</u>	<u>2,124,052</u>

φ The original commitment for the item of \$8 million and increase in commitment of \$1,620,000 were approved in 2011–12 and 2015–16 respectively. An increase in commitment is sought in the context of the Appropriation Bill 2018.

δ This is a new item, funding for which is sought in the context of the Appropriation Bill 2018.