

Head 24 — AUDIT COMMISSION

Controlling officer: the Director of Audit will account for expenditure under this Head.

Estimate 2020–21 **\$192.7m**

Establishment ceiling 2020–21 (notional annual mid-point salary value) representing an estimated 185 non-directorate posts as at 31 March 2020 rising by one post to 186 posts as at 31 March 2021 **\$143.0m**

In addition, there will be an estimated 12 directorate posts as at 31 March 2020 and as at 31 March 2021.

Controlling Officer's Report

Programmes

The Commission operates independently from the Government. Its programmes are:

<p>Programme (1) Regularity Audit Programme (2) Value for Money Audit</p>	<p>These programmes provide an independent check on the Government and complement the programmes in Policy Area 25: Revenue Collection and Financial Control (Secretary for Financial Services and the Treasury).</p>
--	---

Detail

Programme (1): Regularity Audit

	2018–19 (Actual)	2019–20 (Original)	2019–20 (Revised)	2020–21 (Estimate)
Financial provision (\$m)	61.8	65.2	66.2 (+1.5%)	68.9 (+4.1%)
				(or +5.7% on 2019–20 Original)

Aim

2 The aim is to provide the Legislative Council (LegCo) with an overall assurance that the Government's financial and accounting transactions and those of funds of a public or quasi-public nature are proper and that they conform to accepted accounting standards.

Brief Description

3 The Commission audits the accounts of all government bureaux, departments and offices, and the accounts of the Hong Kong Housing Authority, the Exchange Fund, the trading funds and funds established under section 29 of the Public Finance Ordinance (Cap. 2). The Commission also audits non-government fund accounts and subvention expenditure. A total of 85 accounts were certified in 2018–19, and the number of accounts to be certified in both 2019–20 and 2020–21 will be 86. The provision spent on regularity audit, as a percentage of the total provision for the Commission, was about 35 per cent in 2018–19. It is expected to maintain at about 35 per cent in 2019–20 and increase to about 36 per cent in 2020–21.

4 The key performance measures in respect of regularity audit are:

Targets

	Target	2018–19 (Actual)	2019–20 (Revised Estimate)	2020–21 (Plan)
Director of Audit's Reports submitted to LegCo.....	1	1	1	1
time required to certify the statements of accounts of the Government of the Hong Kong Special Administrative Region after the end of each financial year (months)	7	7	7	7

Head 24 — AUDIT COMMISSION

Indicators

	2018–19 (Actual)	2019–20 (Revised Estimate)	2020–21 (Estimate)
accounts certified	85	86	86
man-hours spent	94 439	102 016	105 333
provision for regularity audit as percentage of total government expenditure (%)	0.012	0.011	0.009
providing assurance on combined actual expenditure and revenue in accounts audited (\$ billion).....	1,374	N.A.#	N.A.#

Not possible to estimate.

Matters Requiring Special Attention in 2020–21

5 During 2020–21, the Commission will continue to enhance the research work on industry practice and audit methodology in line with latest international standards.

Programme (2): Value for Money Audit

	2018–19 (Actual)	2019–20 (Original)	2019–20 (Revised)	2020–21 (Estimate)
Financial provision (\$m)	115.5	117.7	123.1 (+4.6%)	123.8 (+0.6%)
				(or +5.2% on 2019–20 Original)

Aim

6 The aim is to provide LegCo with independent information, advice and assurance about the economy, efficiency and effectiveness with which any bureau, department or office of the Government, agency, other public body, public office or audited organisation has discharged its functions.

Brief Description

7 The Commission conducts value for money audit on the performance of the audited bodies to ensure that their functions are discharged economically, efficiently and effectively, with reports submitted to LegCo twice a year. The provision spent on value for money audit, as a percentage of the total provision for the Commission, was about 65 per cent in 2018–19. It is expected to maintain at about 65 per cent in 2019–20 and decrease to about 64 per cent in 2020–21.

8 The key performance measures in respect of value for money audit are:

Targets

	Target	2018–19 (Actual)	2019–20 (Revised Estimate)	2020–21 (Plan)
Director of Audit's Reports submitted to LegCo.....	2	2	2	2
value for money audit reports issued to audited bodies	18	18	18	18

Indicators

	2018–19 (Actual)	2019–20 (Revised Estimate)	2020–21 (Estimate)
man-hours spent	163 007	168 413	170 419
provision for value for money audit as percentage of total government expenditure (%)	0.022	0.020	0.017
actual no. of recommendations accepted for implementation	522	N.A.#	N.A.#

Not possible to estimate.

Head 24 — AUDIT COMMISSION

Matters Requiring Special Attention in 2020–21

9 During 2020–21, the Commission will continue to monitor closely the development of various government programmes and keep in view the need to conduct value for money studies which help enhance public sector performance and accountability. To ensure resources are allocated to audit areas which are worth pursuing, the Commission will continue to select subjects for review based on established audit criteria such as materiality and timeliness.

Head 24 — AUDIT COMMISSION

ANALYSIS OF FINANCIAL PROVISION

	2018–19 (Actual) (\$m)	2019–20 (Original) (\$m)	2019–20 (Revised) (\$m)	2020–21 (Estimate) (\$m)
Programme				
(1) Regularity Audit	61.8	65.2	66.2	68.9
(2) Value for Money Audit.....	115.5	117.7	123.1	123.8
	177.3	182.9	189.3 (+3.5%)	192.7 (+1.8%)
				(or +5.4% on 2019–20 Original)

Analysis of Financial and Staffing Provision

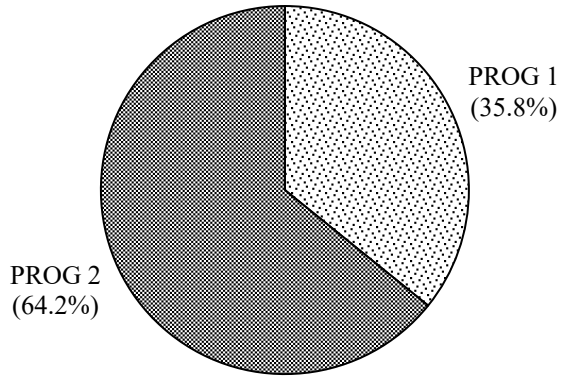
Programme (1)

Provision for 2020–21 is \$2.7 million (4.1%) higher than the revised estimate for 2019–20. This is mainly due to increased requirement for personnel related expenses and departmental expenses.

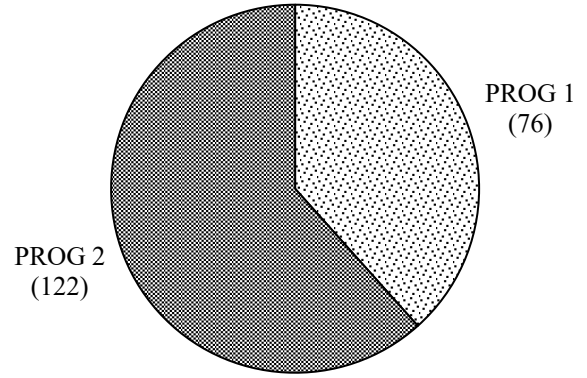
Programme (2)

Provision for 2020–21 is \$0.7 million (0.6%) higher than the revised estimate for 2019–20. This is mainly due to increased requirement for personnel related expenses and departmental expenses.

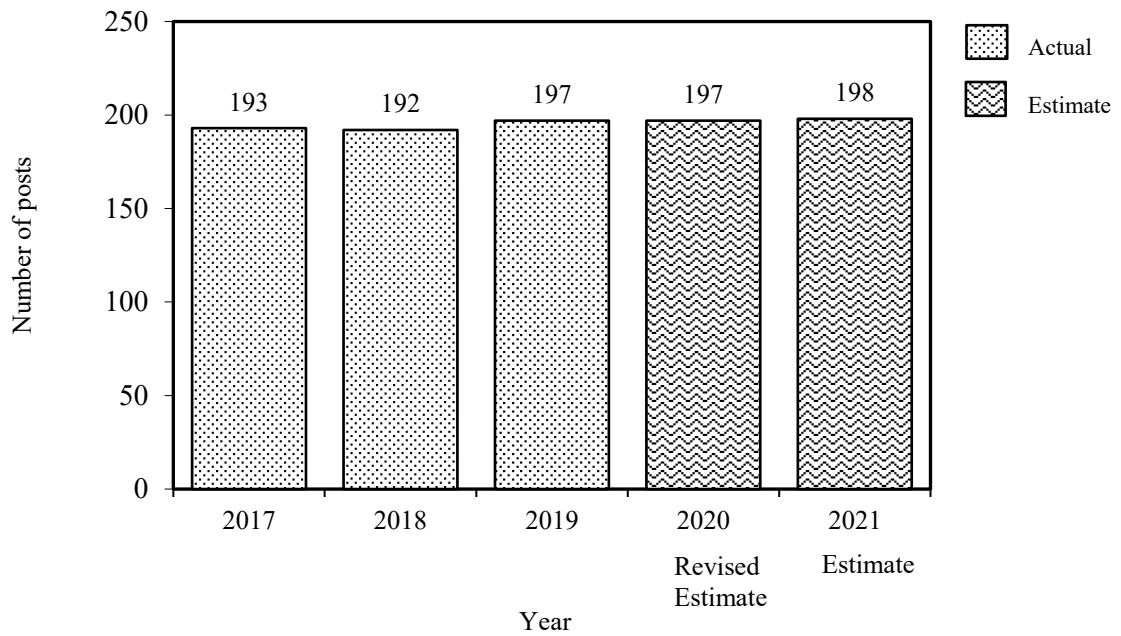
Allocation of provision to programmes (2020-21)



Staff by programme (as at 31 March 2021)



Changes in the size of the establishment (as at 31 March)



Head 24 — AUDIT COMMISSION

Sub-head (Code)	Actual expenditure 2018–19	Approved estimate 2019–20	Revised estimate 2019–20	Estimate 2020–21	
	\$'000	\$'000	\$'000	\$'000	
Operating Account					
Recurrent					
000	Operational expenses	177,274	182,882	189,309	192,707
	Total, Recurrent.....	177,274	182,882	189,309	192,707
	Total, Operating Account	177,274	182,882	189,309	192,707
<hr/>					
	Total Expenditure	177,274	182,882	189,309	192,707

Head 24 — AUDIT COMMISSION

Details of Expenditure by Subhead

The estimate of the amount required in 2020–21 for the salaries and expenses of the Audit Commission is \$192,707,000. This represents an increase of \$3,398,000 over the revised estimate for 2019–20 and \$15,433,000 over the actual expenditure in 2018–19.

Operating Account

Recurrent

2 Provision of \$192,707,000 under *Subhead 000 Operational expenses* is for the salaries, allowances and other operating expenses of the Audit Commission.

3 The establishment as at 31 March 2020 will be 197 permanent posts. It is expected that there will be an increase of one permanent post in 2020–21. Subject to certain conditions, the controlling officer may under delegated power create or delete non-directorate posts during 2020–21, but the notional annual mid-point salary value of all such posts must not exceed \$142,994,000.

4 An analysis of the financial provision under *Subhead 000 Operational expenses* is as follows:

	2018–19 (Actual) (\$'000)	2019–20 (Original) (\$'000)	2019–20 (Revised) (\$'000)	2020–21 (Estimate) (\$'000)
Personal Emoluments				
- Salaries	160,678	166,165	172,348	169,439
- Allowances	927	605	1,019	651
Personnel Related Expenses				
- Mandatory Provident Fund contribution	411	491	516	545
- Civil Service Provident Fund contribution	6,406	7,721	8,010	9,179
Departmental Expenses				
- Remuneration for special appointments	5,434	3,892	3,408	5,935
- General departmental expenses	3,418	4,008	4,008	6,958
	177,274	182,882	189,309	192,707