

政府總部
勞工及福利局
香港添馬添美道
政府總部



LABOUR AND WELFARE BUREAU
GOVERNMENT SECRETARIAT

Central Government Offices
Tim Mei Avenue
Tamar, Hong Kong

本函檔號 Our Ref.: LWB T4/18/29

來函檔號 Your Ref.:

3 January 2020

Ms Wendy JAN
Clerk to the Legislative Council Panel on Welfare Services
Legislative Council Complex
1 Legislative Council Road
Central, Hong Kong

Dear Ms JAN,

**Adjustment Mechanism of Payment Rates under
the Comprehensive Social Security Assistance Scheme**

At the meeting of the Legislative Council Panel on Welfare Services held on 11 November 2019, Members requested the Government to provide a comparison between the results of the Household Expenditure Surveys (HES) on Comprehensive Social Security Assistance (CSSA) households conducted in 1989/90 and 2014/15 respectively.

The Government will adjust the standard CSSA payment rates on 1 February every year with reference to the movement of the Social Security Assistance Index of Prices (SSAIP), reflecting the impact of consumer price inflation/deflation on CSSA households. Separately, the Social Welfare Department will update the weighting system of the SSAIP (i.e. the proportion of the relative expenditures of individual categories of goods and services covered by the SSAIP) in accordance with the results of the HES on CSSA households every five years. The weighting system has been updated with 2014/15 as the base period so that the SSAIP can reflect more accurately the impact of price changes of goods and services experienced by CSSA households. A new round of the HES was launched in mid-September 2019 and results of the 2019/20 HES will be available around mid-2021.

Details of the basket of goods and services covered by the 1989/90-based and 2014/15-based SSAIP as well as the relevant weighting systems are set out in the Hong Kong Monthly Digests of Statistics published by the Census and Statistics Department in July 1996 and November 2016 respectively (reproduced in Annex 1). A comparison of the weighting systems is set out in Annex 2.

Yours sincerely,

A handwritten signature in black ink, appearing to be 'Heidi IP', written in a cursive style.

(Miss Heidi IP)

for Secretary for Labour and Welfare

c.c. Director of Social Welfare (Attn: Miss Rita LAU)

The Social Security Assistance Index of Prices **社會保障援助物價指數**

The Social Security Assistance Index of Prices (SSAIP) is compiled to reflect the impact of inflation on recipients of Comprehensive Social Security Assistance (CSSA) insofar as the items of goods and services covered under the CSSA standard rates are concerned. It is specially computed by the Census and Statistics Department for use by the Social Welfare Department for reference in making annual adjustments for inflation of the CSSA standard rates.

This article describes the method of compilation of the SSAIP, the re-basing of the index to 1994/95 and its application in the CSSA Scheme.

社會保障援助物價指數(社援指數)是用來反映綜合社會保障援助(綜援)標準金額所包括的商品和服務的價格變動對綜援受助人的影響。此指數由政府統計處編製，供社會福利署每年按通脹調整綜援標準金額時作為參考。

本文闡述社援指數的編製方法、指數基期的重訂(新基期為一九九四至九五年)及其應用於綜援計劃的情況。

The Social Security Assistance Index of Prices

社會保障援助物價指數

1. Introduction

1.1 There are three commonly used Consumer Price Indices (CPIs) in Hong Kong, namely, the CPI(A), CPI(B) and Hang Seng CPI. These three indices are compiled to reflect changes in the prices of goods and services generally consumed by households in the relatively low, medium and relatively high expenditure groups respectively. Households in the lowest and the highest 5% expenditure groups and those living on the Comprehensive Social Security Assistance (CSSA) are not covered. The Social Security Assistance Index of Prices (SSAIP) is a CPI which has functions like the others mentioned above but directed towards CSSA recipients. It is compiled to reflect the impact of inflation on this group of persons insofar as the items of goods and services covered under the CSSA standard rates are concerned. It is specially computed by the Census and Statistics Department (C&SD) for use by the Social Welfare Department (SWD) for reference in making annual adjustments for inflation of the CSSA standard rates.

1.2 This article describes the method of compilation of the SSAIP, the re-basing of the index to 1994/95 and its application in the CSSA Scheme.

2. The CSSA Scheme

2.1 The CSSA Scheme (previously known as the Public Assistance (PA) Scheme), which is non-contributory but means-tested, is intended to provide assistance to financially vulnerable individuals and families to bring their income up to a level where their basic and special needs can be met. It provides a safety net for those who cannot support themselves financially.

2.2 There are three types of payments under the CSSA Scheme :

a) standard rates to meet the basic and general needs of different types of clients such as food, fuel and light, clothing and footwear and transport;

1. 引言

1.1 香港三個常用的消費物價指數是甲類消費物價指數、乙類消費物價指數及恆生消費物價指數，分別反映較低、中等及較高開支組別住戶所使用的一般商品和服務的價格變動，但不包括開支在最低或最高百分之五組別的住戶及領取綜合社會保障援助（綜援）的住戶。社會保障援助物價指數（社援指數）是一個具有以上消費物價指數的功能，而關乎綜援受助人的消費物價指數。此指數由政府統計處編製，用以反映綜援標準金額所包括的商品和服務的價格變動對綜援受助人的影響，供社會福利署（社署）每年按通脹調整綜援標準金額時作為參考。

1.2 本文闡述社援指數的編製方法、指數基期的重訂（新基期為一九九四至九五年）及其應用於綜援計劃的情況。

2. 綜合社會保障援助計劃

2.1 綜合社會保障援助計劃（前稱公共援助（公援）計劃）是無須供款的社會保障計劃，旨在為經濟有困難的人和家庭提供援助，使其入息可提高至足以應付基本和特別需要的水平。受助人須接受經濟狀況調查。這項計劃是為那些經濟上無法自給的人提供安全網。

2.2 綜援金分為三類：

甲）供受助人應付基本及一般需要，如糧食、燃料與電力、衣服鞋履及交通的標準金額；

b) supplements to meet the specific needs of single parents and long-term clients; and

c) special grants to meet the particular needs arising from old age, disability, education, accommodation and other family circumstances, such as rent, water charges, schooling expenses, special diets, rehabilitation and surgical appliances.

2.3 The standard rates and supplements are revised periodically to keep pace with inflation, with due regard to the rate of change in the SSAIP. Most of the special grants are provided to meet the actual costs and others are payable up to prescribed ceilings which are reviewed and adjusted from time to time to take account of increases in prices.

3. Development and Compilation of the SSAIP

3.1 The SSAIP (then known as the Public Assistance Index of Prices) was first constructed in 1972. The weights i.e. relative importance of the goods and services covered by the index were derived from those of the then Modified Consumer Price Index which related to low expenditure households at that time. When a sample of PA households was first included in the 1974/75 round of the Household Expenditure Survey (HES) jointly conducted by the C&SD and SWD, the expenditure pattern of CSSA recipients was first established and used to derive the weighting system for the index. Thereafter, the weighting system was updated in accordance with results of each round of the HES, which is constructed once every five years.

3.2 The SSAIP, computed on a monthly basis, comprises the following three basic components :

a) a basket of goods and services covered by the index;

b) a weighting system i.e. relative importance of individual items of goods and services; and

c) monthly average retail prices of individual items of goods and services.

乙) 就單親和長期接受援助的人的特別需要而發放的補助金；及

丙) 按基於年老、傷殘、就學、住屋及其他家庭特別情況而引致的特別需要所發放的特別津貼，例如租金、水費、就學費用、特別膳食、康復及外科用具。

2.3 標準金額及補助金會按社援指數的變動而定期調整以追上通脹的增幅。特別津貼大多按實際支出支付，部分則定有最高限額。社署會因應價格升幅，不時檢討和調整所定的限額。

3. 社會保障援助物價指數的發展及編訂

3.1 社援指數（前稱公共援助物價指數）於一九七二年首次編製。指數的權數，即各商品和服務的相對重要性，乃參照當時反映低開支住戶開支模式的修訂消費物價指數的權數而編算。及至社署聯同統計處進行的一九七四至七五年住戶開支統計調查，將公援住戶首次納入調查範圍內，他們的開支模式亦首次得以確立，並用作編算指數的權數系統之用。此後，權數便按每五年進行一次的住戶開支統計調查的結果而重訂。

3.2 按月編訂的社援指數是由下列三個基本部分組成：

甲) 指數所涵蓋的一籃子商品及服務；

乙) 權數系統，即個別商品及服務項目所佔的相對重要性；及

丙) 個別商品及服務的每月平均零售價。

Basket of Goods and Services

3.3 For component (a), all items of goods and services consumed by CSSA recipients are included *except* those covered by special grants such as rent, water charges and education related expenses or provided free by Government such as medical related expenses. Such items are not included because they are (i) paid on an actual expenditure basis; (ii) covered by additional allowances for which any increase in the prices will be catered for by regular adjustments made to the special grants; or (iii) provided free by Government under the CSSA Scheme.

3.4 The items of goods and services not included in the SSAIP are listed below :

商品及服務籃子

3.3 上述(甲)部分包括綜援受助人所使用的各項商品及服務，但在綜援計劃下由特別津貼支付的項目，例如租金、水費與就學有關的開支，以及由政府免費提供的項目，例如與醫療有關的開支則不包括在內，原因是：(i) 這些項目是根據實際開支支付；或(ii) 這些項目已納入特別津貼之內，而特別津貼是每年按價格升幅作出相應調整；或(iii) 根據綜援計劃，這些項目由政府免費提供。

3.4 以下列出不包括在社援指數之內的商品及服務項目：

Goods and Services Not Included in the SSAIP

不包括在社援指數之內的商品及服務

<i>Section/Items of goods and services</i>	<i>商品及服務的類別／項目</i>
Housing All housing and related expenses, including rent and rates, water and sewage charges, housing maintenance and repairs charges	住屋 房屋及所有有關費用（包括租金與差餉、水費及排污費、屋宇維修費用）
Clothing and footwear School uniforms and sports uniforms	衣服鞋履 校服及體育課制服
Durable goods Carrying cases for pupils Electronic calculators Personal computers and related items Typewriters Spectacles Baby beds Perambulators Telephone sets	耐用物品 學童書包 電子計算機 個人電腦及有關物品 打字機 眼鏡 嬰兒床 嬰兒車 電話

Miscellaneous goods	雜項物品
Reference books and dictionaries	參考書及字典
Stationery	文具
Feeding bottles and accessories	奶樽及其附件
Therapeutic equipment	治療器材
Transport	交通
School bus fares	校巴車費
Miscellaneous services	雜項服務
School fees for kindergarten to secondary / technical institutes	幼稚園至中學/工業學院學費
Educational charges (including textbooks, examination and lodging fees and other educational service charges)	就學費用(包括教科書、考試與寄宿費及其他教育服務費)
Services of physicians	醫生服務
Services of dentists	牙科醫生服務
Hospital Authority hospital care charges	醫院管理局轄下醫院的收費
Other medical charges	其他醫療費用
Nursery charges	託兒服務費用
House removal expenses and storage of household goods	搬遷費用及家庭用品貯存
Burial expenses	殮葬費用
Property agents' commissions for leasing of properties	租住樓宇支付給物業代理的佣金
Domestic telephone lines and telephone installation charges	住宅電話費及電話安裝費

Weighting System

3.5 As for the weights, they are based on the proportion of actual expenditure by CSSA recipients on individual items of goods and services as obtained from the HES. The weighting system thus represents the collective expenditure pattern of CSSA recipients in respect of all consumption items covered by the CSSA standard rates.

3.6 With the completion of the latest round of the HES in 1994/95, a new series of the SSAIP with 1994/95 as the base period, has been compiled. With effect from April 1996, it was adopted to reflect, more accurately, the inflation faced by CSSA recipients.

權數系統

3.5 權數是基於從住戶開支統計調查中獲得有關綜援受助人用於個別商品及服務的實際開支與總開支的比率而編製。因此，權數系統是顯示綜援受助人在綜援標準金額所包括的消費項目的開支模式。

3.6 隨著最近一次的一九九四至九五年住戶開支統計調查的完成，一新數列以一九九四至九五年為基期的社援指數得以編製。新數列的指數亦已於一九九六年四月起採用，以更能準確反映綜援受助人所面對的通脹情況。

3.7 The following table shows the weighting systems of the 1989/90- and 1994/95- based SSAIP, by section of goods and services :

3.7 以下是以一九八九至九〇年及以一九九四至九五年為基期的社援指數的權數系統一覽表：

Weighting Systems of the 1989/90- and 1994/95- based SSAIP

以一九八九至九〇年及以一九九四至九五年為基期的社援指數權數系統

Section of goods and services 商品及服務的類別	1989/90 %		1994/95 %	
Food 糧食	72.0	(56.8)	69.1	(47.5)
Housing 住屋	*	(*)	*	(*)
Fuel and light 燃料及電力	5.1	(4.0)	7.5	(5.1)
Alcoholic drinks and tobacco 煙酒	4.1	(3.2)	3.6	(2.5)
Clothing and footwear 衣服鞋履	3.3	(2.6)	3.5	(2.4)
Durable goods 耐用物品	1.5	(1.2)	1.9	(1.3)
Miscellaneous goods 雜項物品	7.1	(5.6)	7.0	(4.8)
Transport 交通	3.1	(2.4)	3.9	(2.6)
Miscellaneous services 雜項服務	3.8	(3.0)	3.5	(2.4)
All SSAIP items 所有社援指數項目	100.0	(78.8)	100.0	(68.6)
All special grant items 所有特別津貼項目		(21.2)		(31.4)
All goods and services 所有商品及服務		(100.0)		(100.0)

Notes : *All housing and related expenditures are covered by special grants. Figures in brackets represent the corresponding proportions to the total expenditure on ALL goods and services (including those items covered by special grants).

註釋：*住屋及所有有關開支由特別津貼支付。括號內數字為各項商品及服務在總開支（包括由特別津貼支付的項目）中的比重

3.8 Of the total expenditure on all goods and services consumed by CSSA recipients in 1994/95, 68.6% were covered by the SSAIP (with food constituting the largest share of 47.5%) while the remaining 31.4% were covered by special grants or provided free by Government under the CSSA Scheme. Expressed as a proportion to all SSAIP consumption items, the largest component was food (69.1%), followed by fuel and light (7.5%) and miscellaneous goods (7.0%).

3.9 When compared with the 1989/90- based SSAIP, the weights of the 1994/95-based SSAIP decreased by 2.9 percentage points for food but increased by 2.4 percentage points for fuel and light and 0.8 percentage point for transport. Those for other sections of goods and services remained fairly constant, with a change of less than ± 0.5 percentage point.

Monthly Average Retail Prices of Consumption Items

3.10 As regards component (c), i.e. monthly average retail prices of individual items of goods and services, the price data which are collected by the C&SD for the general CPIs are used. In that pricing survey, price data on individual items are collected from various types of retail outlets and service providers, mainly by personal visits and supplemented by telephone and postal enquiries.

Rate of Change

3.11 The rate of change in the SSAIP is computed by applying the expenditure weights of individual consumption items to their corresponding price changes over the base period. The procedure is equivalent to comparing the total expenditure required to purchase the same consumption basket in the current period with that in the base period.

3.12 The following chart presents the movements of the SSAIP and its annual rates of change during 1987/88 - 1995/96. It can be seen that the index increased by 90% over the period, or at an average rate of about 8% per year.

3.8 綜接受助人在一九九四年至九五年於商品及服務的總開支中，68.6% 用於社援指數所包括的商品及服務（當中以糧食佔最大比重，佔47.5%）；而其餘31.4% 則用於特別津貼所包括的商品及服務，或用於政府免費提供的商品及服務。在組成社援指數的消費項目中，比例最高的是糧食（69.1%），其次是燃料與電力（7.5%），以及雜項物品（7.0%）。

3.9 當以一九九四至九五年為基期的社援指數與一九八九至九〇年為基期的社援指數比較時，糧食的權數下降 2.9 個百分點；燃料與電力及交通的權數則分別上升 2.4 個百分點及 0.8 個百分點。其他類別的商品及服務的權數則大致保持不變，相差少於 ± 0.5 個百分點。

消費項目的每月平均零售價

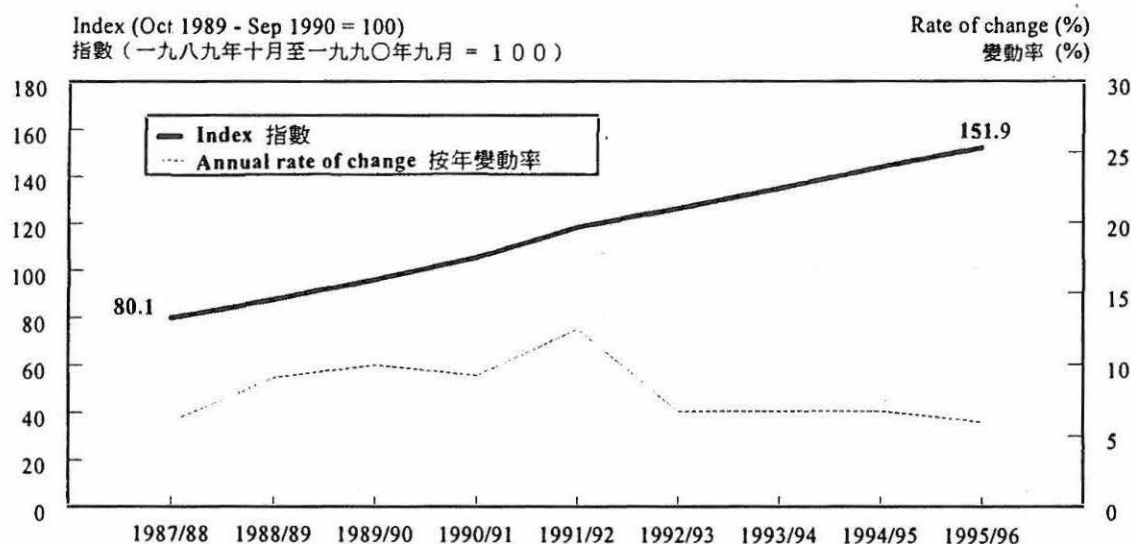
3.10 （丙）部分，即各項商品及服務的每月平均零售價，是採用統計處為編製一般消費物價指數而搜集所得的價格資料。在該物價統計調查中，各項目的價格資料從不同類別的零售商店及服務行業商號搜集而來。搜集的方法主要以訪問形式進行，亦有部分以電話查詢及郵遞問卷方式取得。

變動率

3.11 相對基期的社援指數的變動率，是利用個別消費項目價格變動及其有關的支出權數來計算。這方法相當於找出在當時購買與在基期所購買的同一籃子消費品，所需的總開支的價格變動。

3.12 下圖顯示一九八七至八八年度至一九九五至九六年度期間，社援指數的走勢以及其按年變動率。在這期間，指數上升90%，即平均每年增長約8%。

Movements of the SSAIP and Its Annual Rate of Change, 1987/88 - 1995/96 一九八七／八八年度至一九九五／九六年度社援物價指數變動情況



4. Application of the Index

4.1 As discussed in para. 2.3, to maintain the purchasing power of the CSSA standard rates and supplements under the CSSA Scheme against inflation, the rates are revised annually with due consideration of the following two factors relating to the SSAIP:

- (a) the forecast rate of increase in the SSAIP for the coming financial year; and
- (b) the comparison of the actual rate of increase in the SSAIP for the current year with the previous forecast rate of increase.

4.2 The rate of increase in the SSAIP for the coming financial year is forecast with due regard to the past trend of the movement of the index and factors that might affect future price movements. Comparison of the actual inflation in the current financial year with the previous forecast inflation rate is necessary so as to determine any under- or over- projection of the adjustment for price increase that has been recommended at the beginning of the year. If the forecast increase turns out to be different from the actual increase, consideration would be made as to whether the difference should be taken into account in determining the adjustment for the following year.

4. 指數的應用

4.1 在第2.3段曾指出，為了抵銷通脹，維持綜援標準金額及補助金的購買力，政府每年根據社援指數調整綜援標準金額及補助金。在每年調整中，政府會考慮以下兩項與社援指數有關的因素：

- 甲) 下一個財政年度社援指數的預測增幅；及
- 乙) 現年度社援指數的實際增幅與預測增幅的比較。

4.2 社援指數在下一個財政年度的增幅，是根據以往的變動及未來可能影響價格變動的因素而作出預測的。政府會將現財政年度的實際通脹率和預測通脹率作出比較，以確定在年初時對現年度所建議的通脹調整，是否預測得過高或過低。如預測增幅與實際增幅不同，便會考慮應否在釐定下年度的通脹調整時要顧及這個差異。

社會保障援助物價指數 The Social Security Assistance Index of Prices

社會保障援助物價指數（社援指數）是用來反映綜合社會保障援助（綜援）標準金額所包括的商品和服務的價格變動對綜援受助人的影響。這個指數由政府統計處編製，供社會福利署按價格變動調整綜援標準金額時作為參考。

本文闡述社援指數的編製方法、指數基期的重訂（新基期為 2014/15 年）及其應用於綜援計劃的情況。

The Social Security Assistance Index of Prices (SSAIP) is compiled to reflect the impact of price changes on recipients of Comprehensive Social Security Assistance (CSSA) insofar as the items of goods and services covered under the CSSA standard rates are concerned. The index is compiled by the Census and Statistics Department for use by the Social Welfare Department as a reference in making adjustments to CSSA standard rates to take account of price changes.

This article describes the method of compilation of the SSAIP, the re-basing of the index to 2014/15 and its application in the CSSA Scheme.

如對本文有任何查詢，請聯絡社會福利署研究及統計組
（電話：(852) 2892 5240；電郵：rsenq@swd.gov.hk）。

Enquiries on this article may be directed to the Research and Statistics Section, Social Welfare Department
(Tel. : (852) 2892 5240; E-mail : rsenq@swd.gov.hk).

社會保障援助物價指數

The Social Security Assistance Index of Prices

1. 引言

1.1 「消費物價指數」是一項重要的經濟指標，用作量度住戶面對的通脹/通縮情況。綜合消費物價指數、甲類消費物價指數、乙類消費物價指數及丙類消費物價指數是由政府統計處負責編製，旨在反映不同開支範圍的住戶所使用的商品和服務的價格變動。甲類消費物價指數的對象是約 50% 屬較低開支範圍的住戶；乙類消費物價指數的對象則是約 30% 屬中等開支範圍的住戶；而丙類消費物價指數的對象則是約 10% 屬較高開支範圍的住戶。綜合消費物價指數則是根據甲類、乙類及丙類消費物價指數涵蓋的所有住戶的整體開支模式而編製。至於其餘 10% 屬於最低及最高開支範圍的住戶及領取綜合社會保障援助（綜援）的住戶則不包括在內。

1.2 社會保障援助物價指數（社援指數）是一個具有以上消費物價指數的功能，而對象是綜接受助人的消費物價指數。這個指數是由政府統計處編製，用以反映綜援標準金額所包括的商品和服務的價格變動對綜接受助人的影響，供社會福利署（社署）按價格變動調整綜援標準金額時作為參考。

1.3 本文闡述社援指數的編製方法、指數基期的重訂（新基期為 2014/15 年）及其應用於綜援計劃的情況。

2. 綜援計劃

2.1 綜援計劃（1993 年 7 月 1 日前為公共援助（公援）計劃）是向有需要的個人或家庭提供經濟援助，以應付基本生活需要。申請人須接受經濟狀況調查。

1. Introduction

1.1 The Consumer Price Index (CPI) is an important economic indicator for measuring inflation/deflation affecting households. The Composite CPI, CPI(A), CPI(B) and CPI(C) are compiled by the Census and Statistics Department (C&SD) to reflect changes in the prices of goods and services consumed by households in different expenditure ranges. CPI(A) relates to about 50% of households in the relatively low expenditure range; CPI(B) relates to the next 30% of households in the medium expenditure range; and CPI(C) relates to the next 10% of households in the relatively high expenditure range. Composite CPI is compiled based on the aggregate expenditure pattern of all the households covered by the CPI(A), CPI(B) and CPI(C). The remaining 10% households in the lowest and the highest expenditure ranges and those living on the Comprehensive Social Security Assistance (CSSA) are not covered.

1.2 The Social Security Assistance Index of Prices (SSAIP) is a CPI which has functions like those of other indices mentioned above but targets CSSA recipients in particular. The index is compiled to reflect the impact of price changes on CSSA recipients insofar as the items of goods and services covered under the CSSA standard rates are concerned. It is compiled by C&SD for use by the Social Welfare Department (SWD) as a reference in making adjustments to CSSA standard rates to take account of price changes.

1.3 This article describes the method of compilation of the SSAIP, the re-basing of the index to 2014/15 and its application in the CSSA Scheme.

2. The CSSA Scheme

2.1 The CSSA Scheme (known as Public Assistance (PA) Scheme before 1 July 1993), which is means-tested, is designed to provide financial assistance to needy individuals or families to meet their basic needs.

2.2 綜援金分為三類：

- (a) 供不同類型的受助人應付基本及一般需要，如食品、電力與燃氣、衣履及交通的標準金額；
- (b) 就單親家庭、殘疾、健康欠佳、長者和長期受助人的特別需要而發放的補助金；及
- (c) 由於年老、傷殘、就學、住屋及其他家庭特別情況而引致的特別需要所發放的特別津貼，例如租金、水費及排污費、就學費用、特別膳食、康復及外科用具。

2.3 標準金額及補助金會按社援指數的變動而定期調整，以跟上價格的變動。特別津貼大多按實際支出支付，部分則定有最高限額，社署會因應價格的變動，不時檢討和調整所定的限額。

3. 社援指數的發展及編訂

3.1 社援指數（前稱公共援助物價指數）於1972年首次編製。指數的權數，即各商品和服務的相對重要性，乃參照當時反映低開支住戶開支模式的修訂消費物價指數的權數而編算。及至社署聯同統計處進行「1974/75年住戶開支統計調查」，將公援住戶首次納入調查範圍內，他們的開支模式亦因而得以確立，並用作編算指數的權數系統。此後，權數系統便按每5年進行一次的「住戶開支統計調查」的結果而重訂。

2.2 There are three types of payments under the CSSA Scheme :

- (a) standard rates to meet the basic and general needs of different types of recipients such as food, electricity and gas, clothing and footwear, as well as transport;
- (b) supplements to meet the specific needs of single parent families, disabled, ill-health, elderly and long-term recipients; and
- (c) special grants to meet the particular needs arising from old age, disability, education, accommodation and other family circumstances, such as rent, water and sewage charges, schooling expenses, special diets, rehabilitation and surgical appliances.

2.3 The standard rates and supplements are reviewed periodically to keep pace with price changes, with due regard to the rate of change in the SSAIP. Most of the special grants are provided to meet the actual costs and others are payable up to prescribed ceilings, which are reviewed and adjusted from time to time to take account of price changes.

3. Development and compilation of the SSAIP

3.1 The SSAIP (then known as the Public Assistance Index of Prices) was first constructed in 1972. The weights, i.e. relative importance of the goods and services covered by the index, were derived from those of the then Modified CPI which related to low expenditure households that time. In the 1974/75 round of the Household Expenditure Survey (HES) jointly conducted by SWD and C&SD, a sample of PA households was first included. The expenditure pattern of PA recipients was accordingly established and used to derive the weighting system for the index. Thereafter, the weighting system was updated according to the results of each round of the HES, which is conducted once every 5 years.

3.2 按月編訂的社援指數是由下列三個基本部分組成：

- (a) 指數所涵蓋的一籃子商品及服務；
- (b) 權數系統，即個別商品及服務項目所佔的相對重要性；及
- (c) 個別商品及服務的每月平均零售價。

商品及服務籃子

3.3 上述 (a) 部分包括綜接受助人所使用的各項商品及服務，但下述 3.4 段所列的項目則**不包括**在內，原因是這些項目：(i) 已包括在特別津貼之內；或 (ii) 由政府免費提供。

3.4 以下列出不包括在社援指數之內的商品及服務項目：

3.2 The SSAIP, computed on a monthly basis, comprises the following three basic components :

- (a) a basket of goods and services covered by the index;
- (b) a weighting system, i.e. relative importance of individual items of goods and services; and
- (c) monthly average retail prices of individual items of goods and services.

Basket of goods and services

3.3 For component (a), all items of goods and services consumed by CSSA recipients are included **except** those listed under para. 3.4. These items are not included because they are : (i) covered by special grants; or (ii) provided free by the Government.

3.4 The items of goods and services not included in the SSAIP are listed below :

不包括在社援指數之內的商品及服務 Goods and Services Not Included in the SSAIP	
商品及服務的類別／項目	Sections/items of goods and services
➤ 住屋 <ul style="list-style-type: none">◆ 房屋及所有有關費用（包括租金、差餉、地租、管理費、保養及維修費用）	➤ Housing <ul style="list-style-type: none">◆ All housing and related expenses (including rent, rates, government rent, management fees, maintenance and repair charges)
➤ 電力、燃氣及水 <ul style="list-style-type: none">◆ 水費及排污費	➤ Electricity, gas and water <ul style="list-style-type: none">◆ Water and sewage charges
➤ 衣履 <ul style="list-style-type: none">◆ 夏季及冬季校服◆ 其他校服配件◆ 童裝毛衫、冷衫 [△]◆ 童裝鞋襪 [△]	➤ Clothing and footwear <ul style="list-style-type: none">◆ Summer and winter school uniforms◆ Other school uniform accessories◆ Children's cardigans [△]◆ Children's stockings and footwear [△]

不包括在社援指數之內的商品及服務 (續) Goods and Services Not Included in the SSAIP (Cont'd)

- | | |
|--|---|
| <ul style="list-style-type: none"> ➤ 耐用物品 <ul style="list-style-type: none"> ◆ 書包 ◆ 計算機 ➤ 雜項物品 <ul style="list-style-type: none"> ◆ 醫療用品及設備 ◆ 參考書及字典 (包括電子書) ◆ 教科書 (包括幼兒園至中學、毅進文憑課程、工藝程度及技術員程度) 及電子教科書 ◆ 與就學用途有關的文具 ➤ 交通 <ul style="list-style-type: none"> ◆ 交通接送服務 ➤ 雜項服務 <ul style="list-style-type: none"> ◆ 學費 (包括幼兒園至中學、毅進文憑課程、工藝程度及技術員程度) ◆ 考試費 (有學術性) 及其他教育服務費 ◆ 醫管局及衛生署的醫療服務費 ◆ 相當於長者醫療券支付的醫療服務費用 ◆ 幼兒照顧服務及護老服務 (例如綜合家居照顧服務及陪診服務) ◆ 殮葬服務費 ◆ 學生相及影印費用 ◆ 長者緊急召援系統 (平安鐘) 的服務費 | <ul style="list-style-type: none"> ➤ Durable goods <ul style="list-style-type: none"> ◆ Carrying cases for pupils ◆ Calculators ➤ Miscellaneous goods <ul style="list-style-type: none"> ◆ Medical supplies and equipment ◆ Reference books and dictionaries (including e-books) ◆ Textbooks for nursery to secondary, Diploma Yi Jin, craft and technician level and e-textbooks ◆ Stationery for schooling purposes ➤ Transport <ul style="list-style-type: none"> ◆ Transportation pick-up services ➤ Miscellaneous services <ul style="list-style-type: none"> ◆ School fees for nursery to secondary, Diploma Yi Jin, craft and technician level ◆ Examination fees (academics) and other educational charges ◆ Medical services provided by Hospital Authority and Department of Health ◆ Expenses on medical services equivalent to the amount subsidised by Health Care Voucher for the elderly ◆ Child caring services and elderly caring services (e.g. integrated home care services and escorting services for medical consultations) ◆ Burial expenses ◆ Student photo and photocopying fees ◆ Service fees for emergency alarm system for elders |
|--|---|

註釋：對於有“Δ”號的項目，特別津貼只佔去該項目部分的開支，這些項目的開支比重有部分（粗略地以一半計算）不會計算在社援指數的籃子內。例如，“童裝鞋襪”是與就學有關的劃一津貼之下所涵蓋的商品。由於實際上很難分辨“童裝鞋襪”的使用是否與就學有關，“童裝鞋襪”的一半開支比重會保留在社援指數的籃子之內，而另一半比重則不會計算在籃子內。

Note: For items marked with “Δ”, special grants are expected to account for a fair share of the expenses. They are excluded partially (with a broad-brush apportioning by half) in the SSAIP basket. For example, there is a flat rate grant for school related expenses in which “children’s stockings and footwear” is covered. Since it is difficult in practice to distinguish whether the use of “children’s stockings and footwear” is for schooling purposes or not, half of the expenditure weight of “children’s stockings and footwear” remains in the SSAIP basket while the other half is excluded from the basket.

權數系統

3.5 上述 (b) 部分的權數是根據「住戶開支統計調查」所獲得有關綜接受助人用於個別商品及服務的實際開支與總開支的比率而編製。因此，權數系統是顯示綜接受助人在綜援標準金額所包括的消費項目的綜合開支模式。

3.6 隨着最近一次的「2014/15 年住戶開支統計調查」的完成，以 2014/15 年為基期的社援指數新數列亦得以編製。採用新數列，將更能準確反映綜接受助人面對價格變動的影響。

3.7 表 1 展示以 2009/10 年及以 2014/15 年為基期的社援指數的權數系統。

3.8 綜接受助人在 2014/15 年的商品及服務總開支中，有 70% 用於社援指數所包括的商品及服務（當中以食品佔最大比重，佔 45%）；而其餘 30% 則用於特別津貼所包括或政府免費提供的商品及服務。在組成社援指數的消費項目中，比重最高的是食品（63%），其次是雜項服務（10%），以及雜項物品（8%）。（表 1）

3.9 開支權數的轉變反映綜接受助人在綜援標準金額所包括的消費項目的最新開支模式。當以 2009/10 年為基期的社援指數與 2014/15 年為基期的社援指數比較時，食品及雜項物品的權數分別上升約 2 個及 1 個百分點。另一方面，電力、燃氣及水、衣履及交通的權數則下降少於 1 個百分點。其他類別的商品及服務權數則大致保持不變，相差少於 0.5 個百分點。（表 1）

Weighting system

3.5 The weights of component (b) are based on the proportion of actual expenditure of CSSA recipients on individual items of goods and services as obtained from the HES. The weighting system thus represents the collective expenditure pattern of CSSA recipients in respect of all consumption items covered by the CSSA standard rates.

3.6 With the completion of the latest round of the HES in 2014/15, a new series of the SSAIP with 2014/15 as the base period has been compiled. The adoption of the new series will reflect more accurately the impact of price changes faced by CSSA recipients.

3.7 Table 1 shows the weighting systems of the 2009/10-based and 2014/15-based SSAIP.

3.8 Of the total expenditure on all goods and services consumed by CSSA recipients in 2014/15, 70% were covered by the SSAIP (with food constituting the largest share of 45%) while the remaining 30% were covered by special grants or provided free by the Government. Expressed as a proportion to all SSAIP consumption items, the largest component was food (63%), followed by miscellaneous services (10%) and miscellaneous goods (8%). (Table 1)

3.9 The changes in expenditure weights reflect the latest expenditure pattern of CSSA recipients in respect of all consumption items covered by the CSSA standard rates. When compared with the 2009/10-based SSAIP, the weights of 2014/15-based SSAIP increased by about 2 percentage points for food, and about 1 percentage point for miscellaneous goods. On the other hand, the weights decreased by less than 1 percentage point for electricity, gas and water, clothing and footwear, as well as transport. Those for other sections of goods and services remained fairly constant, with changes of less than 0.5 percentage point. (Table 1)

表1 以2009/10年及以2014/15年為基期的社援指數開支權數

Table 1 Expenditure weights of the 2009/10-based and 2014/15-based SSAIP

			%	
商品或服務類別 Commodity/Service Section	2009/10		2014/15	
食品 Food	61.05	(42.04)	63.43	(44.56)
外出用膳 Meals bought away from home	22.26	(15.33)	27.61	(19.40)
食品（不包括外出用膳） Food (excluding meals bought away from home)	38.79	(26.71)	35.82	(25.17)
住屋 ⁽¹⁾ Housing ⁽¹⁾	-	(-)	-	(-)
電力、燃氣及水 Electricity, gas and water	7.89	(5.43)	7.29	(5.12)
煙酒 Alcoholic drinks and tobacco	1.86	(1.28)	1.38	(0.97)
衣履 Clothing and footwear	3.98	(2.74)	3.31	(2.33)
耐用物品 Durable goods	2.69	(1.85)	2.28	(1.60)
雜項物品 Miscellaneous goods	7.24	(4.99)	8.02	(5.63)
交通 Transport	5.43	(3.74)	4.78	(3.36)
雜項服務 Miscellaneous services	9.86	(6.79)	9.51	(6.67)
所有社援指數內的商品或服務項目 All SSAIP commodity/service items	100.00	(68.87)	100.00	(70.24)
所有不包括在社援指數內的商品或服務項目 All commodity/service items not included in SSAIP		(31.13)		(29.76)
所有商品或服務類別 All commodity/service sections		(100.00)		(100.00)

註釋：由於四捨五入關係，個別數字加起來可能與總數不符。

括號內數字為各項商品或服務在總開支中的比重。

(1) 所有住屋及有關開支都不包括在社援指數之內。

- 不適用。

Notes: Figures may not add up to total due to rounding.

Figures in brackets represent the corresponding proportions to the total expenditure on all commodities/services.

(1) All housing and related expenditures are not included in the SSAIP.

- Not applicable.

消費項目的每月平均零售價

3.10 至於 (c) 部分，即各項商品及服務的每月平均零售價，是採用統計處為編製一般消費物價指數而搜集的價格資料。在該按月零售物價統計調查中，統計處從不同類別的零售商店及服務行業商號搜集個別項目的價格資料。搜集的方法主要以面談訪問形式進行，亦有部分以電話查詢及郵遞問卷方式取得。過去，所有用以編製甲類消費物價指數的相關消費項目的價格資料會用來編製社援指數。由 2004/05 年開始，則會選取從綜接受助人所光顧的零售商店及服務行業商號類別搜集得來的價格資料，用以編製社援指數，這樣可更準確地反映綜接受助人所經歷的價格變動。

變動率

3.11 社援指數的變動率，是按照個別消費項目相對於基期的價格變動及其有關的支出權數來計算。這方法相當於找出，在當時購買與在基期時購買的同一籃子消費品，所需的總開支的變動。

3.12 圖 1 和圖 2 分別顯示 2006/07 年度至 2015/16 年度期間，社援指數的走勢及其按年變動率。在這 10 年期間，社援指數由 2006/07 年的 69.8 逐步上升至 2015/16 年的 101.7。同期的平均按年變動率錄得由 1.7% 至 5.1% 的升幅，2009/10 年輕微下跌 0.2% 除外。（圖 1 及圖 2）

Monthly average retail prices of consumption items

3.10 As regards component (c), i.e. monthly average retail prices of individual items of goods and services, the price data which are collected by C&SD for compiling the general CPIs are used. In that monthly retail price survey, price data on individual items are collected from various types of retail outlets and service providers, mainly by personal visits and supplemented by telephone and postal enquiries. In the past, price data of all relevant consumption items collected for the compilation of the CPI(A) were used in compiling the SSAIP. Starting from 2004/05, price data from the types of retail outlets and service providers patronised by CSSA recipients have been selected for inclusion in the compilation to better reflect the price movements they experienced.

Rate of change

3.11 The rate of change in the SSAIP is computed by applying the expenditure weights of individual consumption items to their corresponding price changes over the base period. The procedure is equivalent to comparing the total expenditure required to purchase the same consumption basket in the current period with that in the base period.

3.12 Chart 1 and Chart 2 present the movements of the SSAIP and its annual rates of change during 2006/07 to 2015/16 respectively. The index showed a general increasing trend in the 10-year period, or from 69.8 in 2006/07 to 101.7 in 2015/16. The average annual rate of change showed an increase in the concerned period, ranging from 1.7% to 5.1%, except a slight drop of 0.2% in 2009/10. (Chart 1 and Chart 2)

圖 1 2006/07 年度至 2015/16 年度社援物價指數走勢

Chart 1 Movements of the SSAIP, 2006/07-2015/16

指數（2014年10月至2015年9月=100）
Index (Oct 2014 - Sep 2015=100)

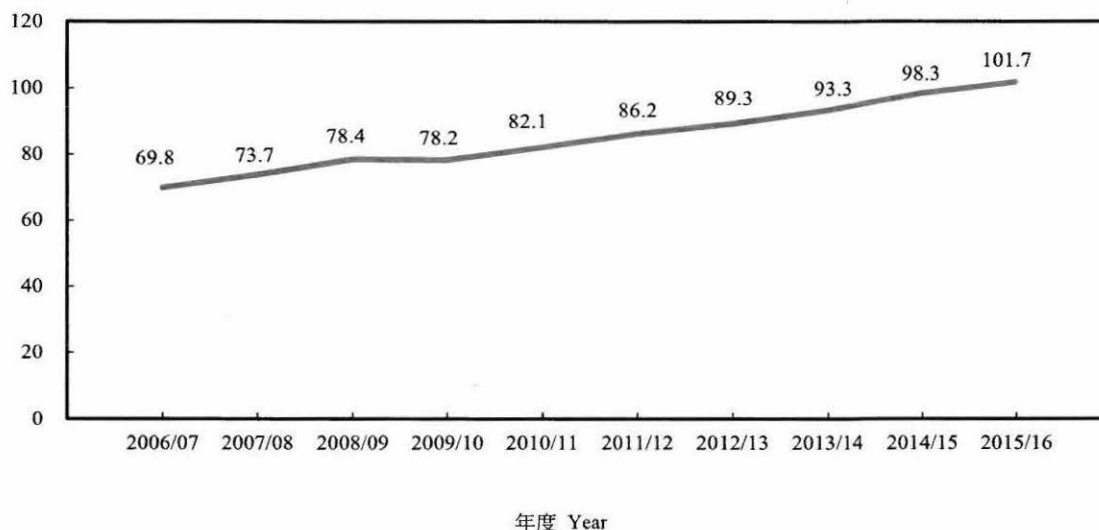
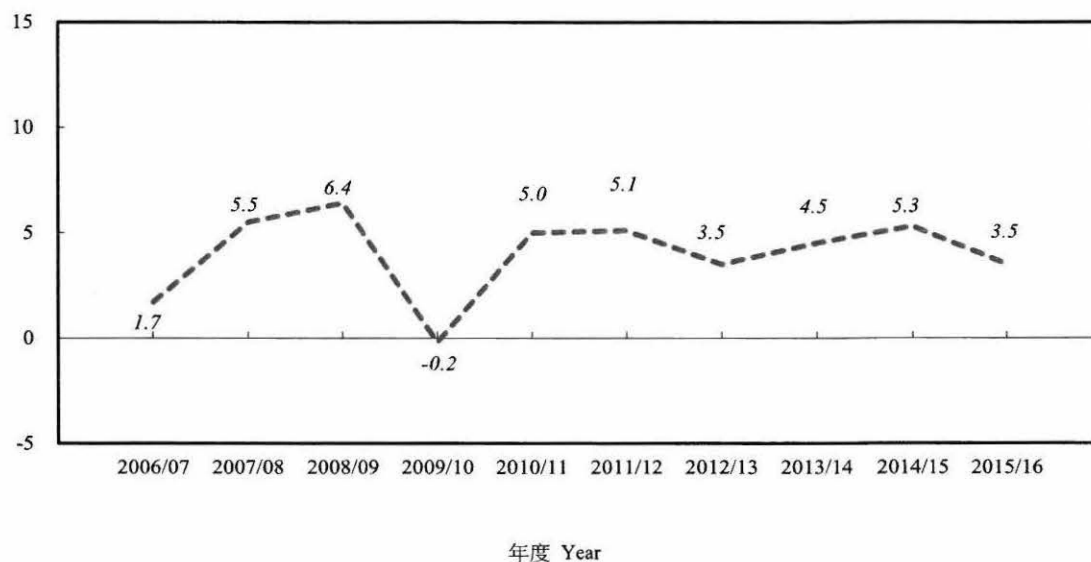


圖 2 2006/07 年度至 2015/16 年度社援物價指數按年變動率

Chart 2 Annual rate of change of the SSAIP, 2006/07-2015/16

變動率 (%)
Rate of change (%)



註釋：圖 1 顯示該年度的全年平均社援物價指數，以 2014 年 10 月至 2015 年 9 月為基期計算。圖 2 代表圖 1 同期平均社援物價指數的按年變動率。

Note: Chart 1 presents the annual averages of the SSAIP in the respective financial year, with October 2014 to September 2015 as the base period. Chart 2 presents the corresponding rates of change based on Chart 1.

4. 指數的應用

4.1 為維持綜援計劃下標準金額及補助金的購買力，政府已設立機制，定期每年檢討有關金額的水平。在這個機制下，會參考社援指數截至每年 10 月的 12 個月平均數與上一年同期的平均數比較得出的變動率，以衡量綜援受助人所面對綜援標準金額所涵蓋的商品及服務的價格變動。政府會參考指數所反映的價格變動，考慮是否需要調整標準金額及補助金。

4. Application of the index

4.1 To maintain the purchasing power of the standard rates and supplements under the CSSA Scheme, the Government has put in place a mechanism to review their levels on an annual basis. Under this mechanism, the rate of change of SSAIP averaged for the 12 months ended October of a current year comparing with that of the preceding year will serve as a reference of the price changes that the CSSA recipients are experiencing insofar as the goods and services covered by the standard rate are concerned. The Government makes reference to the price changes reflected by the index and will consider making adjustment to the standard rates and supplements if necessary.

以 1989/90 年及以 2014/15 年為基期的社援指數開支權數
Expenditure weights of the 1989/90-based and 2014/15-based SSAIP

	%			
商品或服務類別 Commodity/Service Section	1989/90		2014/15	
食品 Food	72.0	(56.8)	63.43	(44.56)
住屋 ⁽¹⁾ Housing ⁽¹⁾	-	(-)	-	(-)
電力、燃氣及水 Electricity, gas and water	5.1	(4.0)	7.29	(5.12)
煙酒 Alcoholic drinks and tobacco	4.1	(3.2)	1.38	(0.97)
衣履 Clothing and footwear	3.3	(2.6)	3.31	(2.33)
耐用物品 Durable goods	1.5	(1.2)	2.28	(1.60)
雜項物品 Miscellaneous goods	7.1	(5.6)	8.02	(5.63)
交通 Transport	3.1	(2.4)	4.78	(3.36)
雜項服務 Miscellaneous services	3.8	(3.0)	9.51	(6.67)
所有社援指數內的商品或服務項目 All SSAIP commodity/service items	100.00	(78.8)	100.00	(70.24)
所有不包括在社援指數內的商品或服務項目 All commodity/service items not included in SSAIP		(21.2)		(29.76)
所有商品或服務類別 All commodity/service sections		(100.00)		(100.00)

註釋：由於四捨五入關係，個別數字加起來可能與總數不符。

括號內數字為各項商品或服務在總開支中的比重。

- (1) 所有住屋及有關開支都不包括在社援指數之內。
- 不適用。

Notes: Figures may not add up to total due to rounding.

Figures in brackets represent the corresponding proportions to the total expenditure on all commodities/services.

- (1) All housing and related expenditures are not included in the SSAIP.
- Not applicable.